

THE REPUBLIC OF UGANDA

MINISTRY OF HEALTH

Health Sub Programme Grant, Budget and Implementation Guidelines for Local Governments

FINANCIAL YEAR 2023/24

Foreword

The Ministry of Health issues these guidelines to Local Governments to provide them with information that is used during budgeting and implementation. Where necessary, there are cross-references to other guidelines and policies which provide more details.

The Health Sub Programme grants to Local Governments are divided into five categories: namely, the Conditional Wage Grant, Conditional Non-Wage Grant, the Conditional Development Grant, the Global Fund to Fight AIDS, Tuberculosis, and Malaria (GFATM) subvention and the Gavi, the Vaccine Alliance (Gavi) Health Systems Strengthening (HSS2) subvention. Local Governments are required to provide timely accountabilities for these grants.

During FY 2023/24 the Health Sub Programme will continue to re-prioritize **Health Promotion, Disease Prevention, hygiene, and Sanitation (Community Health interventions)**, and **30% of Non-Wage Recurrent** has been earmarked to undertake activities related to these priority areas across the spectrum i.e., Local Government Health Office, General Hospital, and each lower-level health facility. In addition, the mainstreaming and roll out of Results Based Financing (RBF) to Health Centre IIIs and IVs under the UgIFT programme shall commence during this Financial Year.

In order to improve service delivery in health facilities, a new staff structure has been approved by the Ministry of Public Service to cater for increased staff in General Hospitals, Health Centre IVs and Health Centre IIIs. However, the implementation of this structure will be done when funding is available and in a phased manner.

Lastly, allow me to re-echo my appeal that during FY 2023/24, we all refocus on immediately reducing the incidence of communicable and non-communicable diseases and mounting effective responses to public health emergencies. These include COVID-19 pandemic, and improving and sustaining high coverage of health care services to reduce the cost of health care in localities using a multisectoral approach.

I therefore call upon all Local Government Accounting Officers to ensure that the Health Sub-Programme detailed work plans and estimates are finalized and activities implemented on time in line with these Health Sub Programme Grant and Budget Guidelines.



Dr. Diana Atwine
PERMANENT SECRETARY

Table of Contents

Abbreviations	vi
Users of the Health Sub Programme grant, budget and implementation guidelines	viii
GRANT INFORMATION	1
1.1 Structure and objectives of the grants in the Health sub-Programme.....	1
1.2 Linkage to the NDP III and expected Service Delivery Outcomes (Results).....	3
1.3 Procedures and Guidelines for Allocating the respective Grants across LGs and Health Facilities.	3
1.3.1 Wage Conditional Grant.....	3
1.3.2 Non-wage Conditional Grant	3
1.4 Allocation of Health Conditional Development Grant across LGs including a performance element	8
2. HUMAN RESOURCE MANAGEMENT	8
2.1 Budgeting for Wage	8
2.1.1 Use of the Wage Grant and Minimum Staffing Service Delivery Standards	9
2.1.2 Principles to guide the prioritization of positions to be filled.....	9
2.1.3 Procedures and timelines for requesting clearance to fill a position	10
2.1.4 Procedures and timelines for preparation of the recruitment Plan.....	10
2.1.5 Incorporation into the Annual Work plan (AWP) and Budget (performance contract).....	10
2.2 Human Resource Management	10
2.2.1 Procedures for recruitment of staff.....	10
2.2.2 Circumstances and procedures for requesting for secondment of staff	10
2.2.3 Guidelines for staff deployment including publicizing	10
2.2.4 Procedures for performance appraisal of staff.....	10
2.2.5 Performance Improvement/training of staff	11
NON-WAGE RECURRENT GRANT	11
3.1 Budgeting for NWR Grant	11
3.1.1 Use of the Grant (Budget Requirements)	11
3.1.2 Minimum Service Delivery Standards	14
3.1.3 Preparation of AWP and Budget for LGs and LLHFs	15
3.1.4 Incorporation into the AWP and Budget (performance contract on PBS).....	15
3.2 Implementation Guidelines	15
3.2.1 Procedures & deadlines for transfer of grants to LLGs & facilities incl. publication	15
3.2.2 Procedures for mobilization of beneficiaries.....	15
3.2.3 Procedures for monitoring and/or inspecting facilities and LLGs.....	16
3.2.4 Procedures for supporting LLGs and facilities to address gaps (performance improvement plans)	16

DEVELOPMENT GRANTS	18
4.1 Budgeting for Development Grants	18
4.1.1 Use of the Development Grant(s).....	18
4.1.2 Minimum quality standards (Infrastructure Standards).....	19
4.1.3 Maintaining the Asset Register	21
4.1.4 Principles for selection and prioritization of investments (including access to land).....	21
4.1.5 Conducting Desk and Field Appraisals	23
4.1.6 Incorporation of investments into the AWP and Budget (performance contract)	24
4.1.7 Preparation of the Procurement Plan	24
4.1.8 Preparation of Bills of Quantities (BoQs) and standard bidding documents	24
4.1.9 Procurement of Equipment.....	24
4.2 Guidelines for Implementation of Infrastructure Investments.....	25
4.2.1 Procedures for carrying out: Environmental, Social and Climate Change Screening or Environment Social Impact Assessment (ESIA) and developing costed ESMP	25
4.2.2 Procurement procedures	25
4.2.3 Composition and roles of the Project Implementation Team	26
4.2.4 Procedures for conducting site meetings	26
4.2.5 Procedures for supervision of projects including ascertaining compliance to ESMPs	26
4.2.6 Procedures for Certification of Works	27
4.2.7 Payment of contractors.....	27
4.2.8 Procedures for recording, investigating, responding, and recording grievances	27
4.3 Health Facility Grievance Redress	28
4.4 District/Municipal/City Grievance Redress	29
ANNEXES	30
Annex 1: Health sub-programme output codes and indicators.....	30
Annex 2: MOU between the Local Government and PNFP health service providers for FY 20...../.....	32
Annex 3: Format for health facility asset register (Form 1:).....	35
Annex 4: Format for health facility application form for facilities improvements (FORM 2).....	36
Annex 5: Format for basic environment and social screening checklist to accompany application.....	38
Annex 6: Full Environmental and Social Screening Form (ESSF)	39
Annex 7: The main grievances avenues for Local Governments	43
Annex 8: Summary of grants and selected subventions	45
Annex 9: HMIS 001- Annual Comprehensive Workplan	54
Annex 10: Health subprogramme Local Government Indicative Planning Figures (IPF's) for FY 2023/24	91
Annex 11: Completion of the construction of the new health facilities commenced in FY 2022/2023	99

Annex 12: Completion of abandoned sites in selected District Local Governments.....	100
Annex 13: Provision of staff houses for the health facilities upgraded in FY 2021/2022	100
Annex 14: Staff houses for select health facilities upgraded in FY 2021/2022 and FY 2022/2023 ...	102
Annex 15: Medical equipment for the new health facilities constructed in subcounties with no health facility	102
Annex 16: Medical equipment for the health facilities upgraded in FY 2022/2023.....	103
Annex 17: Beneficiary list of health facilities for the transitional development adhoc grant for FY 2022/2023	105
Annex 18: GAVI project district indicative planning figures for FY 2023-2024.....	106
Annex 18.1: IPFs for Routine Immunisation	110
Annex 18.2: IPFs for Intergrated Child Health Days	115
Annex 18.3: IPFs for Yellow Fever Phase 1	120
Annex 18.4: IPFs for Covid19 vaccination Delivery Support.....	120
Annex 18.5: IPFs for Malaria Introduction	126
Annex 18.6: IPFs for Intergrated Child Health Days	127
Annex 19: Health Facility Allocations	130
Annex 20: Global Fund Indicative Planning Figures for FY 2023/24	400
Annex 28: Conditional grant utilization agreement under the Human Capital Development Programme	401

Abbreviations

AWP&B	Annual Work Plan & Budget
BOQ	Bills of Quantities
CAO	Chief Administrative Officer
CHO	City Health Officer
DHMT	District Health Management Team
DDEG	Discretionary Development Equalization Grant
DHO	District Health Office/Officer
EHA	Enabling Health in Acholi Sub-Region
EMHS	Essential Medicines and Health Supplies
Gavi	Gavi, the Vaccine Alliance
GFATM	Global Fund to Fight AIDS, Tuberculosis, and Malaria
GH	General Hospital
GoU	Government of Uganda
GRC	Grievance Redress Committee
GRM	Grievance Redress Mechanism
HC	Health Centre
HMIS	Health Management Information System
HRM	Human Resource Management
HSD	Health Sub District
HSDP	Health Sub Programme Development Plan
HUMC	Health Unit Management Committee
IGFT	Inter-Governmental Fiscal Transfer
IGG	Inspector General of Government
IMR	Infant Mortality Rate
IPF	Indicative Planning Figure
JMS	Joint Medical Stores
LG FAR	Local Government Finance and Accountability Regulations
LLHFs	Lower-Level Health Facilities
LG	Local Government
LGMSD	Local Government Management of Service Delivery Assessment
MoFPED	Ministry of Finance, Planning and Economic Development
MoH	Ministry of Health
MMoH	Municipal Medical Officer of Health
MoPS	Ministry of Public Service
MoLG	Ministry of Local Government
MTP	Medium Term Plan
NACME	National Advisory Committee on Medical Equipment
NDP	National Development Plan
NMS	National Medical Stores
NWR	Non-Wage Recurrent
O&M	Operation and Maintenance
O/W	Of Which
OPD	Out-Patient Department
OPM	Office of the Prime Minister
PFMA	Public Finance Management Act

PHC	Primary Health Care
PBS	Programme Budgeting System
PNFP	Private Not for Profit Providers
PPDA	Public Procurement & Disposal of Assets
RBF	Results-based financing
RMNCAH	Reproductive Maternal Neonatal Child and Adolescent Health
UGIFT	Uganda Intergovernmental Fiscal Transfers Program
USF	Uganda Sanitation Fund
VHT	Village Health Teams

Users of the Health Sub Programme grant, budget and implementation guidelines

This document is to provide guidance to Local Governments (LGs) for budgeting and implementation of Health Service Delivery activities, utilizing the Primary Health Care (PHC) grants and other Decentralized Health Grants in Financial Year (FY) 2023/24. These guidelines should also be used to prepare and implement Annual Work Plans for both Public and Private-Not-For-Profit (PNFP) facilities. Finally, the guidelines inform LGs of the factors that will determine future allocations under the results-based sub-grant on the non-wage recurrent.

GRANT INFORMATION

This section provides an overview of the Health Sub-Programme grants to Local Governments (LGs) and Health Facilities which are provided for service delivery to achieve Universal Health Coverage (UHC) with emphasis on access, quality, and affordability aspects. The structure and purpose of these grants is explained below.

1.1 Structure and objectives of the grants in the Health sub-Programme

The LG Health Sub-Programme grants structure is as illustrated in Table 1 below.

Table 1: Structure and Objectives of LG Health Sub-Programme Grants

No	Grant			Purpose	
	Wage Conditional Grant			To pay salaries for all Health Workers in the Health Facilities and Hospitals. The salaries for the LG Health Management Teams fall under the LG Unconditional Grant as guided in the MoPS Establishment Notice No.1 of 2020.	
	Non-Wage Conditional Grant	(o/w) PHC LLG	o/w PHC	District/City/Municipal Health Office	To fund service delivery operations by the Health Department supervision, management, and epidemic preparedness.
				PHC Health Centres (Gov)	To fund service delivery operations by the Government Health Centres (HC) for prevention, promotion, supervision, management, curative, epidemic preparedness.
				PHC Health Centres (PNFP)	To fund service delivery operations by the Private-Not-For-Profit (PNFP) HCs for prevention, promotion, supervision, management, curative, epidemic preparedness .
		o/w Results Based	PHC Health Centres	To incentivize service delivery operations by government and PNFP health centers III and IV	

			Financing (RBF)	Local Government Health Teams	To incentivize service delivery operations by the Local Government Health Teams
		o/w Hospital		PHC Hospital (Gov)	To fund service delivery operations by Government Hospitals for prevention, promotion, supervision, management, curative, epidemic preparedness
				PHC Hospital (PNFP)	To fund service delivery operations by PNFP Hospitals for prevention, promotion, supervision, management, curative, epidemic preparedness
		Development Grant(s)			
		Functioning of Existing Health Facilities			This will finance major repairs to health infrastructure and equipping and completion of existing public health facilities and maintenance and repairs of existing health facilities.
		Transitional Development – Ad Hoc			This will continue to fund hospital rehabilitation and other specified capital investments in selected LGs.

For details on budgeting for subventions, see Annex 14

1.2 Linkage to the NDP III and expected Service Delivery Outcomes (Results)

Primary Health Care (PHC), General Hospital Services & Health Management and Supervision are Sub-programs under the Human Capital Development Programme (HCDP) in the National Development Plan 2020/21-2024/25 (NDP III). Therefore, the Health Sub Programme efforts will be geared towards attainment of UHC through:

- a) Immediate reduction of incidence, health care burdens and risk factors by; Minimizing occurrence of most of the communicable diseases e.g., malaria, neglected tropical diseases etc., halting and reversing rising burden of HIV/TB, Non-Communicable Diseases (NCDs), epidemics etc., containing risk factors e.g. sedentary lifestyle, unsafe sex, sexual and Gender-based violence.
- b) Improving and sustaining high coverage by provision of; Reproductive Maternal Neonatal Child and Adolescent Health (RMNCAH) services, health promotion and quality lifesaving interventions, HIV and TB treatment and chronic care, Nutrition, integrate refugee and health services in the affected communities, public health screening and early detection of NCDs and urban health.

1.3 Procedures and Guidelines for Allocating the respective Grants across LGs and Health Facilities

1.3.1 Wage Conditional Grant

Staff salaries are financed from Health Sub Programme Conditional Wage Grant. The basis of allocation of conditional wage grants across LGs is the salary scales, filled positions, and recruitment plans.

Annually the District Health Officer (DHO)/City Health Officer (CHO)/Municipal Medical Officer of Health (MMOH) is required to budget for all Health Workers in accordance with the staffing norms, as part of the LG budget/performance contract using the Programme Budgeting System (PBS).

In Financial Year (FY) 2023/24, the budget allocations for the Wage Conditional Grants in the LGs have been enhanced to cater for the following.

- a) Additional wage to all LGs with Health Facility upgrades under the Uganda Intergovernmental Fiscal Transfers Program (UGIFT) to cater for recruitment of 10 additional staffs in each of the upgraded Health Centre (HC) IIIs.
- b) LGs with least staffed Health Facilities to recruit additional staffs other than support staffs to raise their staffing levels up to 75% of the staffing levels.

1.3.2 Non-wage Conditional Grant

The PHC Non-Wage Conditional Grant has six (6) sub grants; (i) the PHC DHO/CHO/MHO Non-Wage Recurrent (NWR); (ii) PHC Hospital NWR (PNFP); (iii) PHC Hospital NWR (Government); (iv) PHC NWR (PNFP); (v) PHC NWR (Government) and (vi) the RBF NWR sub grant. The total funding for PHC NWR constitutes 100% of which 85% is allocated to the lower-level health facilities (LLHFs) whereas 15% is allocated to the LG (District/City/Municipal) Health Office. These funds exclude the allocation for the hospitals in the LG. At least 30% of the PHC NWR at all levels (i.e. District/City/Municipality and all Public and PNFP Health Facilities) shall be used for Health Promotion, Disease Prevention, Hygiene and Sanitation activities and implementation of PDM health related activities that are

in line with the health sector strategic shift to strengthening the Community Health Program and community involvement.

A. Allocation of PHC NWR for the District/City/Municipal Health Offices

Out of the total funding available for the PHC NWR sub grants (excluding hospital grants), 15% is allocated for DHOs/MMHOs/CHOs to use for their health services management functions, specifically under the output 0883 in the PBS for “Health Management and Supervision.” This funding pool is allocated across LGs through the following steps:

- i. Each LG is allocated a fixed amount to cater for the minimum cost of running its Health Office. The fixed amount for each LG type is listed in Table 2.

Table 2: Fixed allocations for District/City/Municipality Health Offices

Office	Fixed Allocation (UGX)
District Health office	20,000,000
City Health Office	20,000,000
Municipal Health Office	10,000,000

After these minimum costs have been catered for, the remainder is allocated across all LGs based on the variables and weights presented in Table 3.

Table 3: Variables and weights used to allocate the PHC NWR funds for District/City/Municipal Health Offices after catering for the minimum costs

Variable	Weight
Infant mortality	5%
Poverty headcount	10%
Population including refugees	30%
Population in hard to reach hard to stay areas	5%
Number of HC II, III, IV and Hospitals	50%

B. Allocation of the PHC NWR for LLHFs (Government and PNFP)

Out of the total funding available for the PHC NWR sub grants (excluding hospital grants), 85% is allocated for LLHFs (HC II, III, and IV) to use for health service delivery. The amounts allocated to each LG for health facilities, and then within LGs across health facilities, are determined through the following steps:

- i. Each LG is allocated an amount for each of its LLHFs to cater for its Fixed Minimum Costs of operating. The fixed amounts, based on facility level and ownership, are listed in Table 4.

Table 4: Fixed Minimum Costs per facility by LLHF level¹

Type	Fixed cost (UGX) per facility
<i>Government Health Facilities</i>	
HC II	2,000,000
HC III	4,000,000

¹ In highly exceptional circumstances, a greater amount is allocated for fixed minimum costs in light of local needs and constraints.

HC IV	20,000,000
<i>PNFP Health Facilities</i>	
HC II	1,000,000
HC III	2,000,000
HC IV	4,000,000

- ii. After these minimum costs have been catered for, the remainder is allocated across LGs based on their population, poverty head count, infant mortality rate, and population in hard-to-reach areas. The rationale and weighting of these variables are detailed in Table 5:

Table 5: Variables and weights used to allocate the PHC NWR funds for LLHF's after catering for the minimum costs

Variable	Weight (%)	Set up	Rationale/justification
Population ²	60%		Population represents the overall target beneficiaries and is an indicator of need for health services and the scale of services required.
Poverty Head Count	20%	Weighted by population	Approximates socio-economic goal of increasing access for poorer communities
Infant Mortality Rate (IMR)	10%	Weighted by population Relative+	Equalizing health outcomes: most of the causes of infant mortality are preventable using already proven interventions. These include immunization, ORS, nutrition, and hygiene. Therefore, strengthening the health system will address the causes that enhance disparities in IMR
Population in hard-to-reach areas	10%		Mountainous, islands, rivers, etc. have peculiar terrain. Provides greater allocations to areas where costs are likely to be high.

- iii. The total allocation of the PHC NWR sub grants to each LG is then arrived at by adding the results of the previous two steps.
- iv. Within each LG, the PHC NWR funds for LLHF's is allocated across facilities based on level and ownership, in proportion to fixed costs listed in Table 4 above.

C. Allocation of the RBF NWR Sub Grant for HC III and IV's (Government and PNFP)

The RBF NWR sub grant will be allocated based on the results of assessments conducted under two thematic areas; the Quantity (output) component and the health facility quality of care component.

I. Quantity/output component

Health facilities will be assessed based on outputs attained during the calendar year preceding the Financial Year. The performance outputs have been extracted from the Ministry of Health

² The population includes refugees in all cases

Management Information System (HIMS) database. The output indicators with their respective weights are indicated in the table below:

Table 6: Package of Incentivized Indicators and weights for RBF

SN	Indicator	Weight
1	Number of pregnant women who attended their 1 st ANC visit within the first trimester	3.2
2	Number of pregnant women who completed their 4 th ANC visit	4.2
3	Number of pregnant women who received a third dose of IPT (IPT3)	1.2
4	Number of children under 1 year immunized for measles-rubella	4.2
5	Number of newly diagnosed cases of tuberculosis	2.5
6	Number of infants exposed to HIV who had a 2 nd PCR test within 9 months.	1
7	Number of institutional deliveries, excluding caesarean sections.	30
8	Number of caesarean sections (HC IV only)	50
9	Number of women who attended PNC visit at 6 days	4
10	Number of new acceptance and re-attendance for modern FP methods (oral contraceptives, injectables, IUDs, implants, tubal ligation, vasectomy)	2.5
11	Number of clients on ART with Viral suppression)	1

II. Health Facility Quality of care component

The quality incentive of the RBF component has been derived from the average scores of the results from the Health Facility Quality of Care Assessment (HFQAP) conducted by the Ministry of Health during FY 2021/22.

Local Government Health Teams incentives are based on the results from the annual Lower Local Government Performance Assessment under the health sub-programme conducted by the Office of the Prime Minister during FY 2022/23.

The RBF NWR sub grant is allocated to the thematic areas as explained in the table below

Table 7: Disaggregation of the RBF NWR Sub-grant

S/N		Allocation (% of the RBF Sub-grant)	Considerations
1	Health facility Outputs	70%	Based on the outputs of the RBF package of indicators attained by the health facilities during the calendar year preceding the FY
2	Health Facility Quality	25%	Based on the weighted LG quality allocation derived from the average HFQAP score of the Health Facilities and Catchment populations
3	LG Health Teams	5%	70% - Based on the Performance of the Local Governments following the Local Government Performance Assessments

			(LGPA) health Sub-programme performance measures score attained 30% - Based on number of HC IIIs and HC IVs
--	--	--	--------------------------------------------------------------------------------------------------------------------

D. Allocation of PHC NWR sub grants for Hospitals (Government and PNFP)

The catchment populations are used in the allocation of the PHC NWR for general hospitals. In addition, hospitals are allocated minimum costs. PNFP hospitals in LGs without Government hospitals get an additional Ushs. 50 million shillings.

Table 8: Minimum PHC NWR allocation for hospitals, by ownership

Type	Fixed cost per hospital (UGX)
Government	
Hospital	250,000,000
PNFP	
Hospital in an LG with at least one Government hospital	50,000,000
Hospital in an LG without a Government hospital	100,000,000

After the fixed minimum costs have been catered for, the remainder is allocated across hospitals based on the variables listed in Table 7. The allocation parameters and weights are the same as for the PHC NWR for LLHFs, except that the population used is the **catchment** population for hospitals.

Table 9: Variables and weights used to allocate the PHC NWR Grant for Hospitals after catering for the minimum costs

Variable	Weighting (%)	Rationale/justification
Population	60%	Population represents the overall target beneficiaries and is an indicator of need for health services and the scale of services required.
Poverty Head Count	20%	Approximates socio-economic goal of increasing access for poorer communities
Infant Mortality Rate (IMR)	10%	Equalizing health outcomes: most of the causes of infant mortality are preventable using already proven interventions. These include immunization, ORS, nutrition, and hygiene. Therefore, strengthening the health system will address the causes that enhance disparities in IMR
Population in hard-to-reach areas (HTRA)	10%	Mountainous, islands, rivers, etc have peculiar terrain. Provides greater allocations to areas where costs are likely to be high.

1.4 Allocation of Health Conditional Development Grant across LGs including a performance element

The Development Grant Allocation formula for 2023/24 has two components:

I. Basic Formula and performance component Allocation. Both the basic formula and the performance component constitutes each 50% of this grant. The summation totals up to 100% of this subcomponent grant. Both grants are allocated as follows.

A. Basic formula subcomponent: this subcomponent allocation is arrived at using a basic formula which has two variables namely, Number of existing GoU HC IIIs, HC IVs and hospitals which has a weight of 50% and the population per GoU or PNFP health facility (Hospital, HC IV, HC III), including refugees which also constitutes 50%.

B. The Local Government Performance Assessment (LGPA) Component - i.e., allocation based on the LG Health Sub-program performance assessment results computed as: % of Minimum Conditions met multiplied by the results of the Performance Measures in Health, divided by 100 and then weighted with the amount from the basic formula. To ensure that each score has a meaningful impact, squared LGPA scores are used and are weighted by 50% of the performance component and 50% of the basic formula component.

II. Transitional Development Health Ad-Hoc

These fund incomplete health infrastructure in selected LGs and selected health facilities that are in dire need. They continue to fund health facility rehabilitation and other specified capital investments in selected LGs.

2. HUMAN RESOURCE MANAGEMENT

This section elaborates how LGs are to budget for and deploy staff, performance management, planning and transfer of funds for service delivery and performance improvement.

2.1 Budgeting for Wage

LGs are responsible for payment of salaries for staff in health facilities. On this basis, the DHOs/MMOHs/CHOs are required to ensure that they budget for all health workers in accordance with the staffing norms.

Table 10: Summary of budget requirements for wage

Grant	Summary of budget requirements
Wage	<p>LGs are responsible for payment of salaries of health staff in health facilities. Salary allocations must be aligned to the filled posts within the approved structure, recruitment plan and salary scales in each FY.</p> <p>The Health Department must prepare a recruitment plan and submit it to the Human Resource Management (HRM) Department for the vacant positions of health workers.</p> <p>Hard to reach allowance must be provided for staff in hard-to-reach areas outside town councils and HLG headquarters, in line with the hard-to-reach framework and schedule designated by the Ministry of Public Service (MoPS)</p>

2.1.1 Use of the Wage Grant and Minimum Staffing Service Delivery Standards

The wage grant is for payment of salaries for all Health Workers in the LLHFs Health Facilities (HC II-IV) and Hospitals.

Recruitment of positions of LG Health Management Teams fall under the District Unconditional Grant as guided in the MoPS Establishment Notice No. 1 of 2020. (Refer to the HMIS 001, Annex 9, section 5 - Table 19) on the minimum staffing standards.

Table 11: Critical positions for the LG Health Department

District	Municipality	City
District Health Officer	Medical Officer of Health services / Principal Medical Officer	City Health Officer
Assistant DHO, Child Health and Nursing	Principal Health Inspector	Principal Health Officer - Environmental Health
Assistant DHO Environmental Health	Health Educator	Principal Health Officer (Maternal Child Health /Nursing)
Principal Health Inspector (Senior Environment Officer)		Health and Safety Officer
Senior Health Educator		Vector Control Officer
Biostatistician		Senior Health Educator
District Cold Chain Technician		Bio-Statistician
		Cold Chain Technician
		Mortuary Attendant

As a minimum, LGs are required to ensure that the staffing norms are adhered to both in the LG Office staff placements as well as Health Workers at facility level (Refer to the HMIS 001, Annex 9, section 5 - Table 19) on the minimum staffing standards and for the eligible positions to be paid for under this grant. To this end, the LG Health office should ensure that the health staff are working in facilities where they are deployed.

2.1.2 Principles to guide the prioritization of positions to be filled

In filling vacant positions at facility level, LGs should:

- i. Prioritize filling positions of critical staff including Medical Officers, Anaesthetic Officers, Anaesthetic Assistants, Theater Attendants, midwives and Laboratory Technicians to fully functionalize HC IVs and IIIs and Health Assistants at all levels to facilitate implementation of the Parish Development Model.
- ii. Prioritize health facilities with lower staffing relative to the staffing norms to have at least 75% of the technical staff required, in accordance with the staffing norms (Refer to the HMIS 001, Annex 9, section 5 - Table 19).

2.1.3 Procedures and timelines for requesting clearance to fill a position

To achieve completely new recruitment(s), LGs³ are required to submit requests against their wage bill analyses by 30th September of the current FY to the MoPS for approval of positions to be filled in the subsequent FY. Based on the results of this analyses, the LG can then either prepare a recruitment plan or request for a supplementary and submit to MoFPED and MoPS by December of the same year. To this end, the LG Health office should ensure timely submission of their recruitment plans to the LG Human Resource Management (HRM) department, which consolidates this with those of other departments, for onward submission to the MoPS for approval.

2.1.4 Procedures and timelines for preparation of the recruitment Plan

The LG Health office should ensure timely submission of their recruitment plans to the LG HRM department, which consolidates this with those of other departments, for onward submission to the MoPS for approval.

2.1.5 Incorporation into the Annual Work plan (AWP) and Budget (performance contract)

The list of health staff as recruited and deployed should be incorporated in the Annual Work Plan (AWP) and rhyme with that in the LG Performance Contract on the PBS.

2.2 Human Resource Management

This section provides guidance to LGs on budgeting for, actual recruitment and deployment of health staff as well as performance management. Accounting Officers are advised to ensure that Advertisement for approved recruitment for FY 2023/24 is carried out by **15th July 2023** and the recruitment exercise finalized not later than **15th September 2023**.

2.2.1 Procedures for recruitment of staff

LGs are required to budget for all health workers in the PBS as part of the performance contract and in accordance with the staffing norms (Refer to the HMIS 001, Annex 9, section 5 - Table 19).

2.2.2 Circumstances and procedures for requesting for secondment of staff

Where a LG fails to attract or recruit critical staff, it should formally request for secondment from the Ministry of Health (MoH).

2.2.3 Guidelines for staff deployment including publicizing

Local Governments are required to:

- i. Deploy health workers as per guidelines; all health facilities should have at least 75% of the technical staff required.
- ii. Ensure that health workers are working in facilities of their deployment.
- iii. To publicize health worker deployment for purposes of community awareness, transparency and minimizing absenteeism. This should be done by display of names and positions of all health workers on the noticeboards of their respective facilities of duty.

2.2.4 Procedures for performance appraisal of staff

As part of staff performance management, DHOs/MHOs/CHOs are required to:

³ Submission is to be done by signature of the CAO/TC of the given LG

- i. Conduct annual performance appraisal of the health office staff as well as all the health facility in-charges, against the agreed performance plans, and submit copies of the appraisal reports to the LG Human Resource Office.
- ii. Ensure that Health Facility In-charges conduct performance appraisal of all health facility workers, against agreed performance plans and submit copies of the appraisal reports through the DHO/MHO/CHO's office to the LG Human Resource Office.

2.2.5 Performance Improvement/training of staff

To register improvements, sustain continuous effectiveness and contribute to efficiency in health service delivery, LGs should plan for and conduct training of health workers (continuous professional development) in accordance with the training plans. The training activities require to be documented in a database for follow up and replanning.

NON-WAGE RECURRENT GRANT

3.1 Budgeting for NWR Grant

To access conditional grant funding, LGs are required to adhere to several requirements relating to the budget allocation and utilization of the PHC NWR grant as outlined below.

3.1.1 Use of the Grant (Budget Requirements)

The PHC NWR sub grants and RBF NWR PHC sub grants will be consolidated during the budgeting, annual workplan development and utilization of the NWR grants.

Table 12: Use of the NWR Grant

Grant	Summary of budget requirements
PHC NWR - Health Office (District/City/Municipal)	<p>A maximum of 15% of the NWR Budget (excluding PHC Hospital NWR Grant) can be allocated to the Health Office and used for:</p> <p>Management and oversight of health service delivery operations by the LG health department led by the District/Municipal/City Health Offices, under 0883 - Health Management and Supervision.</p> <p>LG level Public Health Promotion and Education; Environmental Health, Sanitation and Hygiene and preparation of procurement plans for medical supplies for LLHFs is the responsibility of the District/ Municipal/City Health Office under the following areas:</p> <p>Output: 088101 Public Health Promotion: LGs are required to allocate at least 30% of the Health office budget to health promotion, education and prevention (Community Health) activities.</p> <p>Output: 088104 Medical Supplies for Health Facilities</p> <p>Output: 088106 Promotion of Sanitation and Hygiene and any Lower Local Services Outputs where documentation can show what the money is being spent on, relating to sanitation and promotion</p>

Grant	Summary of budget requirements
<p>PHC NWR - Health Facilities</p>	<p>The total allocation to LLHFs (HC II, HC III, HC IV) must be at least 85% of the PHC NWR (excluding PHC Hospital NWR Grant)</p> <p>PNFP health facilities which meet the eligibility criteria are funded from the window of NWR grant for PHC and must sign a Memorandum of Understanding (MoU) with the LG (See sample of MoU in Annex 8).</p> <p>The operating cost of public LLHF (HC IV, HC III & HC IIs)</p> <p>For each public LLHF, in addition to the funding appropriated under the LG NWR grant, an Essential Medicines and Health Supplies (EMHS) budget allocation will be appropriated under National Medical Stores (NMS) for FY 2023/24. This is budgeted outside the PHC NWR Grant.</p> <p>LGs and General Hospitals will be required to make annual procurement plans and order for the EMHS in line with the guidelines and schedules from NMS.</p> <p>The following items should be planned for under PHC NWR Grants by public LLHFs: Employee costs (other than Wage), Administrative expenses, Food supply, Medical and office equipment, Operation and maintenance, Utilities, Cleaning services, Material supplies and manufactured goods, Training costs, Outreaches, Monitoring, supervision and reporting, and Property costs.</p> <p>The activities to be undertaken by the public LLHFs are to be integrated in the LGs Budget Framework Paper (BFP) and the AWP&B for the LGs using the HMIS Form 001 (Annex 9) for FY 2023/24.</p> <p>The public LLHFs are required to comply to the accounting and financial arrangements stipulated in the LGFAR 2007, the PPDA 2005, PFMA 2015 and the LGA Amendment 2008 to guide financial management, reporting and accounting procedures.</p> <p>The operating cost of PNFP LLHF (HC IV, HC III & HC IIs)</p> <p>For each PNFP facility, in addition to the funding appropriated under the LG grant, additional funding equal to the LG grant funding will be appropriated under MoH and will constitute a medicines credit line facility at Joint Medical Stores (JMS) for FY 2023/24. This is budgeted outside the PHC NWR Grant.</p>

Grant	Summary of budget requirements
	<p>The PNFP health facilities will be required to make and submit half annual procurement plan for EMHS from JMS based on quarterly budgets and guidelines from JMS and MoH.</p> <p>The following items should be planned for under PHC NWR Grants by PNFP health facilities: Employee costs (other than Wage), Administrative expenses, Food supply, Medical and office equipment, Operation and maintenance, Utilities, Cleaning services, Material supplies and manufactured goods, Training costs, Outreaches, Monitoring, supervision and reporting, and Property costs.</p> <p>The activities to be undertaken by the PNFP health institutions are to be integrated in the LGs BFP and the AW&B for the LGs using the HMIS Form 001 (Annex 9) for FY 2023/24.</p> <p>The PNFP facilities are required to comply to the accounting and financial arrangements stipulated in the LGFAR 2007, the PPDA 2005, PFMA 2015 and the LGA Amendment 2008 to guide financial management, reporting and accounting procedures. In addition, sub annexes to the guidelines provide specific formats for monthly and annual reporting as well as cash books.</p>
PHC NWR-Hospitals	<p>The operating costs of running public hospitals</p> <p>All public hospital grants must be transferred directly to the hospital accounts.</p> <p>For each public hospital, in addition to the funding appropriated under the LG NWR grant, an EMHS budget allocation will be appropriated under NMS for FY 2023/24. This is budgeted outside the PHC NWR Grant.</p> <p>General Hospitals will be required to make annual procurement plans and order for the EMHS in line with the guidelines and schedules from NMS.</p> <p>The following items should be planned for under PHC NWR Grants by public hospitals: Employee costs (other than Wage), Administrative expenses, Food supply, Medical and office equipment, Operation and maintenance, Utilities, Cleaning services, Material supplies and manufactured goods, Training costs, Outreaches, Monitoring, supervision and reporting, and Property costs.</p> <p>The activities to be undertaken by the public hospitals are to be integrated in the LGs BFP and the AWP&B for the LGs using the HMIS Form 001(Annex 9) for FY 2023/24.</p>

Grant	Summary of budget requirements
	<p>The public LLHFs are required to comply to the accounting and financial arrangements stipulated in the LGFAR 2007, the PPDA 2005, PFMA 2015 and the LGA Amendment 2008 to guide financial management, reporting and accounting procedures.</p> <p>The operating costs of running PNFP hospitals</p> <p>All PNFP public hospital grants must be transferred directly to the hospitals accounts.</p> <p>For each PNFP hospital, in addition to the funding appropriated under the LG grant, additional funding equal to the LG grant funding will be appropriated under MoH and will constitute a medicines credit line facility at JMS for FY 2023/24. This is budgeted outside the PHC NWR Grant.</p> <p>The PNFP hospitals will be required to make and submit half annual procurement plan for EMHS from JMS based on quarterly budgets and guidelines from JMS and MoH.</p> <p>The following items should be planned for under PHC NWR Grants by PNFP hospitals: Employee costs (other than Wage), Administrative expenses, Food supply, Medical and office equipment, Operation and maintenance, Utilities, Cleaning services, Material supplies and manufactured goods, Training costs, Outreaches, Monitoring, supervision and reporting, and Property costs.</p> <p>The activities to be undertaken by the PNFP hospitals are to be integrated in the LGs BFP and the AWP&B for the LGs using the HMIS Form 001(Annex 9) for FY 2023/24.</p> <p>The PNFP hospitals are required to comply to the accounting and financial arrangements stipulated in the LGFAR 2007, the PPDA 2005, PFMA 2015 and the LGA Amendment 2008 to guide financial management, reporting and accounting procedures.</p>

3.1.2 Minimum Service Delivery Standards

LGs shall implement activities and deliver their mandate in conformity with the MoH Service Delivery Standards as of 2021, which prescribe the agreed minimum inputs and processes. On this basis, the budgeting and planning process for all health infrastructure investments must consider and adhere to the various minimum standards as prescribed therein.

3.1.3 Preparation of AWP and Budget for LGs and LLHFs

Using part of the allocation of the PHC NWR grant towards the LG Health office, DHO/MHO/CHOs, Hospitals and LLHFs, are required to develop AWP based on the health sub-Programme priorities. Following Joint Review Mission, the following should be done:

- i. Use the annual LG or health facility performance report and planning tools to identify the performance gaps.
- ii. Identify health system bottlenecks and priority interventions to be implemented.
- iii. Determine activities to be implemented within the available resources detailing out the activities that cannot be funded within the available resources. *It is important to note that under the RBF mainstreaming into the PHC NWR grant, there is no provision for staff incentives or bonuses. All funds are to be allocated to health service delivery.*
- iv. Develop the AWP and budget.

3.1.4 Incorporation into the AWP and Budget (performance contract on PBS)

LGs are required to include the budget for all health facilities receiving the PHC NWR grant (both GoU and PNFP) in their AWP and Budgets (performance contracts). It is required that the list of health facilities receiving the PHC NWR grant is **identical** to the one in the budget, as reflected in the PBS. In case of anomalies, the Chief Administrative Officer (CAO) / Town Clerk (TC) is responsible to notify the MoH in writing by 30th September if the health facility has been listed incorrectly or missed in the previous FY.

3.2 Implementation Guidelines

3.2.1 Procedures & deadlines for transfer of grants to LLGs & facilities incl. publication

LGs are required to ensure that funds budgeted for service delivery are timely transferred to the health facilities by:

- i. Carrying out timely warranting/verification of the PHC NWR grants to health facilities during the FY. Timely warranting for a LG means five (5) working days from the date of receipt of releases from MoFPED.
- ii. Invoicing and communicating all PHC NWR grant transfers within five (5) working days from the date of funds release in each quarter.
- iii. Publicizing all health facilities receiving the PHC NWR grant and the quarterly financial releases to all health facilities within five (5) working days from the date of receipt of the expenditure limits from MoFPED by, for example, posting on public notice boards.
- iv. Publicizing all EMHS deliveries to health facilities by NMS and JMS within 5 working days of delivery to the LGs on public notice boards.

3.2.2 Procedures for mobilization of beneficiaries

One of the priorities of the MoH is to prevent Ugandans from diseases and ensure a productive population. However, over time, the above has not yielded the expected outcomes, and subsequently resulted into unnecessary health care costs.

To address the challenges related to the high diseases burden, in FY 2023/2024 the MoH is prioritizing community-based health promotion, education and prevention programs to workplaces, schools, vulnerable urban and rural communities.

It is against this background that during the budgeting for FY 2023/24, LGs are required to:

- i. Use part of their PHC NWR allocation for District/Municipal/City Health office to plan and implement health promotion, prevention, environmental health, sanitation and hygiene (Community Health) activities (see summary of budget requirements above)
- ii. Ensure that the District/Municipal/City Health Teams develop work plans for and lead Community Health activities. These activities should be conducted to target community-based health promotion, education, and prevention programs activities by the District/City/Municipal Health offices, public and PNFP general hospitals and LLHFs. Activities undertaken should include community engagement and sensitization on Public Health Protocols, Nutrition, environmental health, sanitation and hygiene promotion, Sanitation Day activities, family planning, among others in line with community health PDM social services implementation manual.

3.2.3 Procedures for monitoring and/or inspecting facilities and LLGs

Using part of the allocation the PHC NWR grant towards the LG Health office, DHO/MHO/CHOs should ensure that the LG Health departments:

- i. Carry out quarterly monitoring and provide hands on quarterly integrated support supervision and data quality assurance to all HC IVs and General Hospitals and technical supervision to all health facilities, including PNFPs and Private Health Providers.
- ii. Ensure that the Health Sub Districts (HSDs), where these exist, carry out quarterly oversight, data quality assurance, monitoring and provide hands on support supervision to all LLHFs, including PNFPs and Private Health Providers.
- iii. Provide support to all health facilities in the management of medicines and health supplies.
- iv. Provide written and facility specific feedback to health facilities, focused on addressing identified weak areas.
- v. Use the outcome of these monitoring and support supervision visits as a basis for actions taken by the LG HMT to address identified weaknesses.
- vi. Hold quarterly performance review meetings involving all health facility In-charges, implementing partners, LG HMTs, key departments e.g. Community Development, Education and Water (WASH) to discuss district performance and key challenges.

3.2.4 Procedures for supporting LLGs and facilities to address gaps (performance improvement plans)

Based on the results of the LGMSD assessment, Health Facility Quality of Care Assessment Program (HFQAP) assessment, LG HMT monitoring, and support supervision reports, the health departments are required to develop a performance improvement plan (PIP) for the weakest performing health facilities. This will require:

- i. Assigning DHMT members to do analysis of the causes of the weak performance.
- ii. Collection and analysis of facility specific monitoring and support supervision reports.
- iii. Holding physical discussions with facility in-charges and staff.
- iv. Preparation of appropriate materials/guidance for supporting and training facility staff.

- v. Administering appropriate performance improvement support e.g., on the job hands-on support, peer learning, etc.
- vi. Preparation of PIP reports as a basis for follow up and progressive improvement.

DEVELOPMENT GRANTS

4.1 Budgeting for Development Grants

To access the Health Conditional Development Grant funding, LGs are required to adhere to requirements relating to the budget allocation and utilization as outlined below.

4.1.1 Use of the Development Grant(s)

In the medium term, as directed by His Excellency the President, the Health Sub-Programme Development (IGFT) Grant will be focused on funding:

- i. The upgrading of HC IIs to HC IIIs in the Sub Counties with no HC IIIs but have HC IIs and establishing a functional HC III per Sub County, where there is none across the country.
- ii. Rehabilitation, completion of health infrastructure and equipping of existing public health facilities.
- iii. Routine maintenance and repairs of existing health facilities.

Other eligible activities for LGs to use the Health Development Grant include:

Table 13: Eligible activities for the Health Development Grant

LG Mandated Services	Eligible Activities
District Hospital and PHC	088155 - Standard pit latrine construction (incl. rehabilitation and emptying) 088156 - Hand washing facility installation 088182 - Maternity Ward construction and rehabilitation 088184 - Theatre construction and rehabilitation 088281 - Staff houses construction and rehabilitation. 088283 - OPD and other ward construction and rehabilitation

N.B: The outputs should be budgeted for against the PBS item codes listed above.

Budget requirements

All health infrastructure and equipment budgeted for must:

- i. Be approved by: (a) Chair of the Health Unit Management Committee (HUMC) or Hospital Management Board; (b) the in charge of the health facility; and (c) the village (LC1) and District/Municipal/City Councilor for the area in which the health facility is located using the form specified in the sub annexes of these guidelines.
- ii. Be accompanied by (a) duly filled application form which is accompanied by (b) a completed environmental and social safeguards checklist, (c) evidence of land availability and (d) Approved (signed and stamped) equipment specification from the Principal Biomedical Engineer of the MoH for procurement of any equipment.

LGs must not budget for activities specified as ineligible expenditures for capital investment.

Table 14: Summary of budget requirements for Health Development Grants

Grant	Summary of budget requirements
Health Development Grant	<p>From the rehabilitation, routine maintenance, and repairs component of the grant:</p> <p>If the rehabilitation / maintenance funding (formula and performance allocation of the Health Development Grant) exceeds UGX 200,000,000/= the LG shall be required to submit their work plan and budget to the MoH to obtain a No objection for the planned investments.</p> <p>Up to 20% shall be allocated for the repair of medical equipment by the Regional Equipment Workshop under the Regional Referral Hospital or Wabigalo Equipment Workshop for the Central Region.</p> <p>Up to 20% shall be allocated for replacement of small medical equipment and medical furniture.</p> <p>Up to 60% shall be allocated for upgrade and new construction including Geotechnical Investigation on the selected sites, maintenance of buildings, completion of unfinished structures and provision of auxiliary structures for support services.</p> <p>Of the 60% above, 2.5% should be used for monitoring and supervision of projects under the item 281504 Monitoring, Supervision & Appraisal of Capital Works.</p>

Table 15: Eligible and ineligible activities under the Development Grant

<u>Eligible activities</u> /Service delivery infrastructure and equipment	<u>Ineligible activities</u> : LGs cannot use the health development grant funds for:
<ol style="list-style-type: none"> 1. HC III, IV 2. OPD block 3. Maternity ward 4. Female ward 5. Male ward 6. Operating theatre (HC IV) 7. Drug store 8. Mortuary 9. Staff houses 10. Toilets/pit latrines & bathrooms 11. Medical waste pit 12. Water source 13. Medical equipment 14. Furniture 15. Electricity (grid or solar) 16. Fencing 	<ol style="list-style-type: none"> 1. Construction of new HC IIs 2. Recurrent cost activities. 3. Purchase and repair of vehicles. 4. Projects with unsettled land issues 5. Private goods and private business with exclusive options for utilization 6. All kinds of credit schemes and insurances, guarantees etc. 7. Projects which have a detrimental environmental/and or social impact 8. Projects which are not following public design standards

4.1.2 Minimum quality standards (Infrastructure Standards)

The National Health Policy specifies the following as the nationally agreed minimum health facility population ratio (Table 14) as well as the basic infrastructure requirements per level of health facility (Table 15), to be used in the delivery of health services. The basic equipment requirements and specifications per level are also provided in the MoH National Medical

Equipment Policy Detailed Technical Specifications per Health Care Level (General Hospital and HCs), available on the MoH website: www.health.go.ug.

Therefore, the budgeting and planning process for LG health infrastructure investments to be funded either using the health development grant or the Discretionary Development Equalization Grant (DDEG) should take these into account.

Table 16: National Health Facility Availability Standards

Type of Facility	Health Facility Population Ratio standard
National Referral Hospital	1: 10,000,000
Regional Referral Hospital	1: 3,000,000 or 1 per region
General Hospital	1: 500,000 or 1 per District
HC IV	1: 100,000 or 1 per county
HC III	1: 20,000 or 1 per sub-county
HC II	1: 5,000 or 1 per parish
HC I/ VHT	1: 1,000 or 1 per village

Table 17: Basic Infrastructure Requirements per Level of Health Facility

Level of Health care	Basic infrastructure requirements
Hospital	<p><u>Medical Buildings</u></p> <ul style="list-style-type: none"> ○ Outpatient Department ○ Administration Offices ○ Operation Theatre [2 rooms] ○ Female Ward [at least 15 beds] ○ Pediatric Ward [at least 15 beds] ○ Maternity Ward [at least 15 beds] ○ Male Ward [at least 15 beds] ○ Mortuary ○ Placenta Pit and Medical Waste Pit ○ Incinerator <p><u>Staff houses</u></p> <ul style="list-style-type: none"> ○ 80 No. Housing Units
HC IV	<p><u>Medical Buildings</u></p> <ul style="list-style-type: none"> ○ Out-Patient Department ○ Drug Store with Administration Office ○ Operation Theatre ○ General Ward Maternity Ward ○ Mortuary ○ Placenta Pit and Medical Waste Pit ○ Incinerator <p><u>Staff houses</u></p> <ul style="list-style-type: none"> ○ 18 No. Housing Units
HC III	<p><u>Medical Buildings</u></p> <ul style="list-style-type: none"> ○ Out-Patient Department ○ Maternity ward

	<ul style="list-style-type: none"> ○ General Ward ○ Placenta Pit & Medical Waste Pit ○ Incinerator <p><u>Staff houses</u></p> <ul style="list-style-type: none"> ○ 10 No. Housing Units
HC II	<p><u>Medical Buildings</u></p> <ul style="list-style-type: none"> ○ Outpatient Department ○ Emergency Delivery room ○ Placenta Pit ○ Medical Waste Pit

4.1.3 Maintaining the Asset Register

To guide the prioritization and selection of investments, LGs are required to maintain an up-to-date asset register of health facilities and their condition using the PBS where possible. The asset register should set out health facilities and equipment relative to the basic standards – (refer to **Form 1** in Annex 10 to these guidelines). The register should be compiled from the annual health facility health infrastructure inventory reports HMIS 101: Health Unit Physical Inventory.

4.1.4 Principles for selection and prioritization of investments (including access to land)

The process of selection and prioritization of investments should consider:

- i. Wide consultation at the Sub county/Division and facility level for a request to be generated for health facility infrastructure and equipment using the application **Form 2** in the Annex 11.
- ii. From the applications made and the asset register, the LG should prepare a prioritized list of investments to be constructed over the next three years and select those investments that can be implemented with available resources in the budget year being planned.
- iii. LGs must follow the MoH guidelines on upgrading and accreditation of health facilities. A LG must receive written authorization from MoH before budgeting for a new health facility to be constructed, or an existing one to be upgraded. To facilitate this process, the MoH has prepared a list of HC IIIs which have been pre-authorized for construction or upgrading during FY 2023/24.
- iv. All health infrastructure and equipment budgeted for must be accompanied by:
 - a) A duly filled application Form in Annex 11 approved by: (a) Chair of the HUMC (if the facility exists) or Hospital Management Board; (b) the in charge of the health facility; and (c) the village (LC1) and District/Municipal/City Councilor for the area in which the health facility is located.
 - b) A completed basic environmental and social safeguards checklist (Annex 12)
 - c) Evidence of land availability
 - d) Detailed project profile and work plans for the projects to be undertaken in FY 2023/24.
 - e) Approved (signed and stamped) equipment specification from the Principal Biomedical Engineer of the MoH for procurement of any equipment.

- v. The “Upgrading Health Centre” window of the Health Development Grant and other funding sources may be used for upgrading and new health facility construction on the following priority order:
 - a) For FY 2023/2024, there will be no new construction projects. That is, no new upgrades or construction of new Health Centre IIIs. Priority has been given to completion of all the facilities upgraded since 2018/2019 to date.
 - b) However, funds under the development grant have been provided for the completion of the 19 new Health facilities that were partially constructed in FY2022/2023. These funds have been provided for the purpose of constructing an Outpatient Department, staff houses and any required auxiliary structures.
 - c) Funds have also been provided for the completion of the upgrades in the urban Centres that required to receive storied buildings in order to effectively utilize the area available.
 - d) In FY2023/2024, under the development grant, UGX 80,000,000 has been provided to partially equip each of the 46 Health facilities upgraded in FY 2022/2023. UGX 210,000,000 has been provided for the partial equipping of the 19 new health Facilities constructed in the FY2022/2023.
 - e) Funds have also been allocated to the construction of staff houses for the facilities that were upgraded in FY2021/2022. Funding has also been provided for the staff houses of the Karamoja Region health facilities that required re-design of their foundations to conform to the nature of their soils. The re-design affected the cost of construction and hence staff houses were eliminated. Funding for construction of staff houses has also been provided for the Districts of Rubirizi, Buhweju and Kasese that were directed to use the allocation of staff houses to top up the reserve price for the upgrades in their districts.
 - f) Twelve (12) abandoned health facilities were identified and given additional funding to top up on the funds that are to be re-voted to them for completion of the sites. These local Governments include Amolatar (1), Bukwo (2), Bulambuli (1), Kween (2), Bududa (1), Bundibugyo (2), Ntoroko (1), Mayuge (1) and Pader (1). They are all required to review the remaining works, procure a contractor and have these facilities completed by July 2024. They are required to prioritize the completion of these abandoned sites, that is, plan to use part of the funds allocated under formula-based, re-voted funds and this top up, to ensure funds are available to complete these works.
- vi. The Formula and performance funds; These allocations are based on the Local Government Health Sub-program performance assessment results. They are to be used for maintenance of existing infrastructure (buildings and equipment) in the local Government, construction of axillary structures like fencing, pit latrines, placenta pits, medical waste pit, incinerator etc. and completion of structures implemented but not completed.
 - a) Due to limited funding, a lot of cost saving measures were adopted in the implementation of Health facility upgrades carried out in in FY 2018/2019 and FY 2019/2020. Specifically, the floor slabs for these facilities were constructed in cement-sand screed. These floors have since failed and so all beneficiary Local Governments are required to have these floors hacked and the screed replaced with Terrazzo using the Formula and performance funds.

- b) Due to inflation and other factors, some of the bid sums turned out to be more than the contract sum, this then required reduction of the scope of work. This affected the scope of a number of Health facilities eliminating some auxiliary structures like pit latrines, placenta pit, medical waste pit, fencing and in some cases a staff house. Since the program is ending, priority has to be given to having full infrastructure at every facility that was upgraded. These should be completed/provided using formula and performance funds.

4.1.5 Conducting Desk and Field Appraisals

- i. **Desk appraisal** includes examining the proposed projects against the following criteria, short of which they do not qualify:
- a. Must be derived from the approved LG Development Plan and included in the AWP and budget of the LG
 - b. Investment(s) prioritized must be eligible for funding using either the health development grant(s) or the DDEG.
 - c. Financial feasibility-checking the cost of the proposed investment against the funds available to the LG in the budget FY (and realistic projection if phased in a multi-year manner).
 - d. Project profiles for the proposed investments, with costing developed as per the LG planning guidelines.
- ii. **Field appraisal** includes visiting the proposed areas of location of the investments and examining them against the following criteria, short of which they do not qualify:
- a. Technical feasibility-this involves checking among others, whether: (i) the proposed project aims to satisfy the needs envisaged at conception; (ii) whether the proposed project can be delivered using the available materials whether in the locality or the market within the budget resources provided.
 - b. Environmental and social acceptability⁴ screening checklist which includes:
 - c. Environmental screening and proposed mitigation measures for identified risks by the LG Environment Officer involving:
 - Project site selection-involving checking if the generic designs for the various infrastructure investments must be customized to suit site conditions
 - planning and screening (including screening for climate change)
 - Preparation and implementation of Environmental and Social Management Plans (ESMP)
 - Waste management in an environmentally safe manner
 - Scope for proper drainage of wastewater
 - Scope for protection of beneficiaries and catchment area from pollution
 - Scope for management of borrow pits, if applicable
 - Feasibility for post construction sites management e.g. re-vegetate eco-systems
 - d. Social, health and safety screening and proposed mitigation measures for identified risks by the CDO and/or Labor Officer, involving:

⁴ Refer to detailed guidelines of Environmental Safeguards and Social, Health and Safety issued by MoWE/NEMA & MoGLSD respectively; checklists for screening of subprojects for environmental and social safeguards.

- Ascertaining land acquisition and proof of ownership, access, and availability
- Appraise if the target community are positively responsive to the proposed intervention (community engagement procedures were followed in selection)
- Training of workers on health and safety
- Social, health and safety reporting checklist for LGs completed

4.1.6 Incorporation of investments into the AWP and Budget (performance contract)

LGs are required to ensure that the prioritized health investments for a given FY are in the AWP, with a corresponding Budget allocation in the performance contract reflected in the PBS. This is done by isolating out the identified priorities for the FY being planned for from the LG five-year rolling-development plan.

4.1.7 Preparation of the Procurement Plan

LGs should ensure that all health contracts are procured and managed as per Section 58 (4) of the PPDA Act, 2003. To this end the DHO/MHO/CHO is required to submit all the health infrastructure and other procurement requests to the LG Procurement and Disposal Unit (PDU) by the 30th of April of the year the investment is due, for incorporation into the approved LG annual work plan, budget and procurement plans.

4.1.8 Preparation of Bills of Quantities (BoQs) and standard bidding documents

Preparation of bidding documents, including development of evaluation criteria, bills of quantities, etc. will be done jointly between MoH and LGs under the “hybrid” procurement approach. LGs should ensure that the ESMPs are incorporated in the BoQs, bidding and contractual documents for all health infrastructure projects.

4.1.9 Procurement of Equipment

The procurement of medical equipment under the UgIFT P4R shall follow the same procedure as outlined above. However, the following shall differ in procedure:

- i. The beneficiary Local Governments shall be lotted into only four lots according to the Regions. Therefore, only four suppliers shall be contracted to supply the medical equipment.
- ii. The Lead Local Government shall remain as the one nominated in the exercise above.
- iii. Local Government shall nominate only two members to the evaluation committee. The DHO/MO/CO and a member of PDU of the Local Government. The Ministry shall then nominate a Biomedical Engineer to handle the technical evaluation of the bids.

LGs should ensure that all equipment to be procured is approved by the Health Infrastructure Department of the MoH. This is so that the Ministry can submit the specification to the National Advisory Committee on Medical Equipment (NACME) for approval. This is to ensure standardization of all equipment across the Health sector.

The standard Bidding document will be prepared by MoH with specifications approved by NACME and the tender will be advertised by the MoH. The Evaluation committee shall comprise of the DHO/MHO/CHO and Procurement officer from the beneficiary LG and a Biomedical Engineer from the MoH.

4.2 Guidelines for Implementation of Infrastructure Investments

4.2.1 Procedures for carrying out: Environmental, Social and Climate Change Screening or Environment Social Impact Assessment (ESIA) and developing costed ESMP⁵

Prior to procurement of any investments, and preferably during budget preparation, the LG must ensure that it has carried out environmental, and climate change screening/ESIA where applicable, in accordance with the guidelines. This includes:

- i. Ensuring that the Environmental Officer and CDO have visited the site to carry out the exercise
- ii. Completing the environmental and social screening Forms (refer to Annex 12 and 13)
- iii. ESIA's
- iv. Where risks are identified, mitigation actions and the responsible parties must be identified, and appropriate mitigation plans put in place.

Refer to detailed guidelines of Environmental Safeguards and Social, Health and Safety issued by MoWE/NEMA & MoGLSD respectively, checklists for screening of subprojects for environmental and social safeguards.

4.2.2 Procurement procedures

All procurement must be done in accordance with PPDA Regulations 2017 and in reference to Circular No.3 of 2019 on the implementation of procurements under the Intergovernmental Fiscal Transfer Program for Results (attached herein). The synopsis of some of the provisions is outlined below; however, materials are available at <https://www.pdda.go.ug/> and any subsequent PPDA communication, are definitive and final.

1. The procurement to be done must be incorporated in the LG Procurement Plan.
2. The Constructions shall be clustered or lotted and the LGs in each lot shall select a Lead LG. The implementing LGs shall issue proper delegation of activities to the Lead LG in writing using the draft letter prepared by the PPDA. (Find it attached herein).
3. The following shall be the responsibilities of a Lead LG
 - i. Issuance of the bidding documents.
 - ii. Holding of pre-bid meetings in collaboration with the Line Ministry.
 - iii. Issuance of clarifications.
 - iv. Receiving and opening of bids.
 - v. Evaluation of the bids.
 - vi. Award of the contracts.
 - vii. Issuance of a Notice of the Best Evaluated Bidder (NoBEB).
 - viii. Communication of award decisions to all implementing LGs at expiry of NoBEB.
 - ix. Obtain Solicitor General approval after expiry of NoBEB period and where no Administrative Review is pending with clearance from the Line Ministry where required.

⁵ Refer to detailed guidelines of Environmental Safeguards and Social, Health and Safety issued by MoWE/NEMA & MoGLSD respectively; checklists for screening of subprojects for environmental and social safeguards.

- x. Requesting for extension of bid validity and security.
- xi. Handling of Administrative Reviews.

The Lead LG PDU shall maintain a complete record of the procurement process which shall be shared with all implementing LGs.

1. The following are the responsibilities of the LG
 - i. Nomination of three representatives from the Engineering/Works Department, Health Departments or the Procurement and Disposal Unit (PDU) as members of the Evaluation Committee.
 - ii. Signing of contracts to the awarded providers.
 - iii. Contract implementation and management in collaboration with the Line Ministry.
2. The following shall be the responsibilities of the Line Ministries.
 - i. Identification of the site location for construction of the works.
 - ii. Requisition for works.
 - iii. Preparation of the statement of requirements (The Bills of Quantities (BoQs) should incorporate measures to mitigate social and environment impacts).
 - iv. Preparation of the bidding document in consultation with the implementing LGs.
 - v. Advertisement of the bid notice.
 - vi. Lead/oversee the evaluation of the Bids
 - vii. Oversight monitoring of the implementation of the projects.

4.2.3 Composition and roles of the Project Implementation Team

The LG Accounting Officer shall establish a Project Implementation Teams (PIT) for all health projects composed of: Project Manager (LG Engineer), Contract Manager (DHO/MHO), Environment Officer, Community Development Officer & Labor Officer and Clerk of Works.

4.2.4 Procedures for conducting site meetings

LGs are required to hold monthly site meetings chaired by the CAO/TC and comprised of the SAS, the designated project and contract managers, chairperson of HUMC, in-charge of beneficiary facility, the Community Development, Environment and Labor Officers.

To enhance transparency and accountability:

- At the LG level, the health facilities selected for upgrade, re-construction or construction shall be disseminated as widely as possible.
- At the health facility level, HUMC will publicly display all incomes and expenditures. HUMC will also be responsible for day-to-day supervision of works on behalf of the LG; and to conduct monthly site meetings for each of the projects.

4.2.5 Procedures for supervision of projects including ascertaining compliance to ESMPs

▪ The Project Implementation Team shall carry out supervision of projects as follows: The Project Manager will be responsible for supervising works sites at each of the critical stages of construction and issue payment certificates for satisfactorily executed works. S/he will among others, ascertain compliance to the following technical requirements:

- Conformity to the structural designs
- Conformity to the architectural drawings
- Conformity to the required specifications

- Timeliness
- Cost control
- The Contract Manager shall be responsible to ensure a smooth implementation of the Project
- The Environment, CDO and Labor Officers shall confirm that environmental and social safeguards requirements have been implemented satisfactorily prior to issuance of the certificate of completion of works and payment to contractors. They will among others, ascertain compliance to the following EHSS requirements:
 - Minimal vegetation clearing; revegetating cleared areas as quickly as practicable.
 - Ensuring proper site drainage.
 - Proper solid waste management: stripped soil (overburden) used for site restoration and landscaping, rather than being dumped offsite; workers do not litter school campus with litter (plastic bags, water bottles, etc); reusable waste (e.g., timber planks, paper bags, etc.) given to local people if requested, pit latrines lined with masonry brickwork to enable their emptying with a honey sucker when full.
 - Schedule transporting of materials and other noisy activities outside school hours to minimize risk of accidents, road dust and traffic noise at school campus
 - Fencing off construction sites to avoid risk of accident of falling debris to children.
 - HIV awareness among the surrounding community and workers.
 - All workers should have appropriate safety gear and latrines should be safely dug on firm ground, carefully watching out for signs of possible wall failure to minimize risk of workers at heights or depth.
 - Sensitization of workers and other related measures to address issues of Gender Based Violence (GBV), Violence Against Children (VAC) and other influx of labor related issues (Child Labor, labor disputes, etc.)
- The Clerk of Works is responsible for maintenance of daily records of site works, consolidate and submit weekly to the Project Manager (LG Engineer) in copy to the Contract Manager (DHO).

4.2.6 Procedures for Certification of Works

The final certification of completed works shall be done by a team of technical officers including the LG Environment Officer, the Community Development Officer, and the LG Engineer, who will finally approve.

4.2.7 Payment of contractors

Upon satisfactory certification as in 4.2.6, DHOs/MHOs as Contract Managers are required to initiate payments of contractors within 10 working days after submission of certificate(s) with an invoice from the Contractor(s), as per the terms in the construction/supply contract.

The payment procedure shall conform to the PFMA and other statutory requirements. It should be noted that the release for subsequent quarters shall depend on the satisfactory report on utilization and accountability of funds disbursed.

4.2.8 Procedures for recording, investigating, responding, and recording grievances

The Grievance Redress Mechanism (GRM) describes avenues, procedures, steps, roles, and responsibilities for managing grievances and resolving disputes. Every aggrieved person should be able to trigger this mechanism to quickly resolve their complaints.

The purpose of the grievance redress mechanism is to:

- Provide affected people with avenues for making a complaint or resolving any dispute that may arise during implementation of health facility activities.
- Ensure that appropriate and mutually acceptable corrective actions are identified and implemented to address complaints.
- Verify that complainants are satisfied with outcomes of corrective actions.
- Avoid the need to resort to judicial (legal court) proceedings unless it is warranted.

There are several **types of grievance**, these may include:

- Quality of works delivered by contractors.
- Quality of health care
- Misuse of personal data
- Violence against and abuse of patients by health workers, staff, contracted labor, donated support workers
- Bullying
- Condition of health infrastructure and facilities
- Functioning of the Hospital Board/ HUMC
- Corruption and misuse of funds
- Health Workers absenteeism
- Land issues related to development.
- Other issues relating to behavior of Health staff, Hospital Board/ HUMC and contractors

There are several **stakeholders**, who may be the source of grievance:

- Patients
- Health Workers
- Members of the Hospital Board/HUMC
- Members of the surrounding community
- Others

Wherever possible, the first port of call for Grievances should be at the health facility level, but other avenues must also be available to those with grievance and there must be appropriate referral processes.

The main avenues and their purposes are set out in Annex 8. It should be displayed on the noticeboard of any administrative officer and the facility. The local and facility level guidelines should be filled out at the appropriate level.

4.3 Health Facility Grievance Redress

At the health facility level, the GRM provides avenues for affected persons to lodge complaints or grievances against various stakeholders directly to the Health facility management and get redress. This, wherever possible and appropriate should be the first point of grievance redress. All health facilities are required to:

- a) Ensure that there is a systematic process for handling of grievances that arise among various stakeholders within a timely manner.
- b) Post information on the different avenues for grievance redress, including the health facility level mechanism and other mechanisms available.

4.4 District/Municipal/City Grievance Redress

At the district level, the DHO is charged with overall responsibility for managing complaints from the community and other stakeholders relating to provision of health services and implementation of planned projects.

Implementation of the GRM in an effective and transparent manner will require establishing a simple Grievance Redress Committee (GRC) at each institution with the involvement of the Local Councils, relevant staff of the institutions and the implementing agency, MoH (Project Coordinating Unit), etc.

At the health facility and district level, the GRC shall specify a set of simple referral processes, which should be displayed at the relevant health facilities, District Offices and made widely available to the community. The LG shall specify a system for recording, investigating, and responding to grievances, which should be displayed at the district offices and made widely available.

The **general steps of a Grievance Redress process** are as follows:

- i. Receipt of complaints - Is the first step when a verbal or written complaint from a complainant is made, received, and recorded in a complaints log by the GRC. Complaint boxes and contact details for lodging complaints should be made available at each LG and institution. Complaints with the designated focal persons should be available at each institution.
- ii. Determining and implementing the redress action - If in his/her view, a grievance can be solved at this stage, the GRC will determine a corrective action in consultation with the aggrieved person. Grievances will be resolved, and the status reported back to complainants within 5 working days. If more time is required, this will be communicated in writing, and via practical means to accompany the written notice, clearly and in advance to the aggrieved person.
- iii. Verifying the redress action - The proposed corrective action and timeframe in which it is to be implemented will be discussed with the complainant within 5 days of receipt of the grievance. Consent to proceed with corrective action will be sought from the complainant and witnessed by the area's local council chairperson (LC Chairman).
- iv. Amicable mediation and settlement - Agreed corrective action will be undertaken by the project or its contractor within the agreed timeframe. The date of the completed action will be recorded in the grievance log.
- v. Dissatisfaction and alternative actions - To verify satisfaction, the aggrieved person will be asked to return and resume the grievance process, if not satisfied with the corrective action.

If there is no resolution to the grievance, then: (a) The GRC at the institution and the aggrieved PAP(s) shall refer the matter to the relevant District Authorities; (b) An Appeal to Court - Ugandan laws allow any aggrieved person the right to access courts of law. If the complainant remains dissatisfied with the District's Decision, the complainant has the option to pursue appropriate recourse via a judicial process in Uganda. Courts of law will be a "last resort" option, in view of the above mechanism.

ANNEXES

Annex 1: Health sub-programme output codes and indicators

Programme: 0881 Primary Health Centre and Sanitation Services

Output: 088101 Public Health Promotion

Output: 088104 Medical Supplies for Health Facilities

Indicator: Number of health facilities reporting no stock out of the 6 tracer drugs.

Indicator: Value of essential medicines and health supplies delivered to health facilities by NMS

Indicator: Value of health supplies and medicines delivered to health facilities by NMS

Output: 088106 Promotion of Sanitation and Hygiene

Output: 088153 NGO Basic Healthcare Services (LLS)

Indicator: Number of children immunized with pentavalent vaccine in the NGO Basic health facilities

Indicator: No. and proportion of deliveries conducted in the NGO Basic health facilities

Indicator: Number of outpatients that visited the NGO Basic health facilities

Indicator: Number of inpatients that visited the NGO Basic health facilities

Output: 088154 Basic Healthcare Services (HCIV-HCII-LLS)

Indicator: Number of trained health workers in health Centres

Indicator: No. of trained health related training sessions held.

Indicator: Number of outpatients that visited the Govt. health facilities.

Indicator: Number of inpatients that visited the Govt. health facilities.

Indicator: No. and proportion of deliveries conducted in the Govt. health facilities

Indicator: % of approved posts filled with qualified health workers

Indicator: %of Villages with functional (existing, trained, and reporting quarterly) VHTs.

Indicator: No. of children immunized with pentavalent vaccine

Output: 088155 Standard Pit Latrine Construction (LLS.)

Indicator: No. of new standard pit latrines constructed in a village

Indicator: No. of villages which have been declared Open Defecation Free (ODF)

Output: 088156 Hand Washing facility installation (LLS.)

Indicator: No of standard hand washing facilities (tippy tap) installed next to the pit latrines

Output: 088159 Multi Health Sub Programme Transfers to Lower Local Governments

Output: 088175 Other Service Delivery Capital Investments

Output: 088180 Health Centre construction and rehabilitation

Indicator: No of health Centres constructed

Indicator: No of health Centres rehabilitated

Output: 088181 Staff houses construction and rehabilitation

Indicator: No of staff houses constructed

Indicator: No of staff houses rehabilitated

Output: 088182 Maternity ward construction and rehabilitation

Indicator: No of maternity wards constructed

Indicator: No of maternity wards rehabilitated

Output: 088183 OPD and other ward construction and rehabilitation

Indicator: No of OPD and other wards constructed

Indicator: No of OPD and other wards rehabilitated

Output: 088184 Theatre construction and rehabilitation

Indicator: No of theatres constructed

Indicator: No of theatres rehabilitated

Output: 088185 Specialist health equipment and machinery

Indicator: Value of medical equipment procured

Programme: 0882 District Hospital Services

Output: 088251 District Hospital Services (LLS)

Output: 088275 Other Service Delivery Capital Investment

Output: 088280 Hospital construction and rehabilitation

Output: 088281 Staff houses construction and rehabilitation

Output: 088282 Maternity ward construction and rehabilitation

Output: 088283 OPD and other ward construction and rehabilitation

Output: 088284 Theatre construction and rehabilitation

Output: 088285 Specialist health equipment and machinery

Programme: 0883 Health Management and Supervision

Output: 088301 Healthcare Management Services

Output: 088302 Healthcare Services Monitoring and Inspection

Output: 088303 Health Sub Programme Capacity Development

Output: 088372 Administrative Capital Investment

MEMORANDUM OF UNDERSTANDING BETWEEN THE UGANDA LOCAL GOVERNMENTS ANDFOR USE OF FUNDS OF THE PHC NON-WAGE RECURRENT GRANT FOR THE FINANCIAL YEAR.....FOR THE DELIVERY OF HEALTH SERVICES WITHIN THE LOCAL GOVERNMENT OF

This memorandum is made this.....day of.....20....

BETWEEN

On the one part

THE LOCAL GOVERNMENT (LG) represented by the Chief Administrative Officer/ City / Town Clerk, P.O Box, (Hereinafter referred to as “Local Government (LG)”)

AND

(On the one part)

THE..... (Name of Health Facility) represented by the Head of the facility (hereinafter as “the Health Facility” on the other part.

INTRODUCTION

WHEREAS LG wishes to improve the quality of life of the people of

..... LG.

1.1.1. WHEREAS the LG, in order to achieve the above objectives will provide funds to the Health Facility in the form of Primary Health Care (PHC) Non-Wage Recurrent (NWR) Grant (hereafter referred to as “the Grant”).

The specific objectives of which are set out in the LG guidelines on the Health Sub Programme Grants and Budget Guidelines to LGs for the Delivery of Health Services (hereafter referred to as “the Guidelines).

1.1.2 WHEREAS LG has examined the Health Facility Annual Work plan for the Grant, which forms annex 1 this Memorandum of understanding (hereinafter referred to as the work plan).

1.1.3. WHEREAS LG confirms that the work plan has been prepared according to the Guidelines, adequately addresses the objectives of the Grant as set out in the Grant Guidelines and the needs of the LG, is realistic and achievable, is in line with Government of Uganda policy, and within the budget ceilings provided by LG.

1.2. WHEREAS LG agrees to provide funds for the implementation of activities identified in the work plan.

1.3 WHEREAS LG has attempted to ensure that the budget ceilings provide accurately project the level of funding that will be available to the Health Facility in the Financial Year 2023/24 Government of Uganda Budget.

AND

1.3.1. WHEREAS Health Facility has developed the Annual Work plan in accordance with the guidelines, and with Government Policy, and the Health Facility has ensured that the work plan addresses the needs of the LG.

1.4 WHEREAS THE Health Facility agrees implement the activities in the Annual Work plan using the funds provided by LG.

NOW THEREFORE IT IS AGREED HEREIN AS FOLLOWS

Responsibilities of the Health Facility

2.1 The Health Facility will make every reasonable effort to implement all the activities set out in the work plan.

2.2 The Health Facility will implement the Annual work plan, and report on the use of funds

2.2.1 The Health Facility will submit a Quarterly Progress Report, Cumulative progress Report and Budget Request to LG by the end of the first week after the close of the quarter to qualify for release of funds for that quarter, to enable the LG to confirm to the regulations as specified in the Guidelines.

2.2.2 If the Health Facility encounters problems in implementation of the Annual Work plan, it will seek technical assistance from LG or any other part in a position to Government will act on this assistance and make efforts to overcome any problems in implementation. If the Health Facility does not act on technical advice from District, it must give reasons for the same.

2.3 The Health Facility will not alter the work plan before getting written approval from the LG.

Responsibilities of the LG

3.1. The LG will fund the implementation of activities identified in the Annual work plan, and the implementation of any other activities resulting from changes in the Annual work plan, provide that the Health Facility has followed the procedures for altering the Annual work plan set out under clause 2.4 and 2.5 of this MoU and has acquired approval of the LG.

3.1.2 Provided that the LG has received the required reports on time, as set out in the General guidelines will ensure that release of funds is made on time.

3.2 The LG will not release funds if the required reports set out in 2.3 are not received.

3.2.1 The LG will analyze all Activity reports (if applicable), progress reports and Budget Requests submitted by the Local government. Each budget Request will be considered on its own merit and the funds released are below the Budget Request. Central Government must give reasons for the same in writing to the LG.

3.3 The LG will provide technical assistance for the preparation of work plans for next Financial Year.

3.4 Changes to the Annual work plan

3.4.1 The LG will consider each request for authority to make changes to the Annual Work plan on its own merit.

3.4.2. If the LG does not find proposed changes in an Annual work plan acceptable, it must give reasons for the same, and suggest viable alternatives to the Health Facility.

Validity of Memorandum of Understanding

This Memorandum of Understanding is valid from the date of signing until such time as LG has both received the Verified Cumulative Annual Reports for the Grant and any unspent funds returned to LG in accordance with the Health Sub Programme Budget and Grant guidelines to the LGs.

Any modification to this Memorandum of Understanding of shall by mutual agreement of both parties.

SIGNED for and on behalf of

IN THE PRESENCE OF HEALTH FACILITY OWNERSHIP

.....
Name & Signature

.....
Name & Signature

STAMP

SIGNED FOR and on behalf of

IN THE PRESENCE OF THE LG

.....
Name & Signature

.....
Name & Signature

STAMP

Annex 3: Format for health facility asset register (Form 1:)

Facility Name	HMIS Number	Item	Medical Buildings										Staff houses	Equipment
			OPD	Medicines Store with HSD	Operation	General	Maternity	Mortuary	Placenta Pit and Medical	Incinerator				
		Existing Facilities												
		<i>No in need of rehabilitation</i>												
		<i>Number required</i>												
		Existing Facilities												
		<i>No in need of rehabilitation</i>												
		<i>Number required</i>												

Annex 4: Format for health facility application form for facilities improvements (FORM 2)

Facility Name: _____

Facility HMIS Number: _____

Facility level: _____

District/City/Municipal: _____

Sub county/Division: _____

<i>Item</i>	Medical Buildings								Staff houses	Equipment
	OPD	Drug with Store HSD	Operation Theatre	General Ward	Maternity Ward	Mortuary	Placenta Pit and Medical	Incinerator		
Existing Facilities										
<i>No. Existing Facilities</i>										
<i>Description of condition facilities</i>										
<i>Planned routine maintenance</i>										
Facilities Required										
<i>No. facilities requiring rehabilitation</i>										
<i>No. new facilities required</i>										
<i>Justification</i>										

We certify that:

The land required for the construction and operation of the new facilit(y/ies) is owned by the facility and formal evidence of land ownership is attached.

The guidelines at facility and local government levels, applicable laws and regulations, have been fully reviewed and this request is in accordance with them.

An inclusive process of consultation has been followed regarding key aspects of the application (state those consulted by name and designation and changes made to consider results of consultations below and in additional pages attached):

.....
...

The information contained on this form is truthful and other financing options to build the facilities have been fully investigated prior to this application.

An ESSP has been filled out for this application and is attached.

Signed: Chairperson HUMC / HMB Date:
.....

Designation on HUMC/HMB:
.....
.....

Signed: 2nd Representative HUMC/HMB
Date.....

Designation on
HUMC/HMB.....
.....

Signed: Local councillor of the parish/sub county/TC/Division in which the facilit(y/ies) is/are to be built:

.....
..... Date:

Designation:
.....
.....

Signed:
OIC.....Date:.....
.....

Signed: owner of facility..... Date:
.....

Description of others consulted, how they were consulted, and what changed as a result of the consultation:

AFFIX MORE PAGES IF REQUIRED

Annex 5: Format for basic environment and social screening checklist to accompany application

District/Municipal Council/City				
Sub-county/Town Council/Municipal/City Division				
Parish				
Village				
Name of the Facility				
HMIS Code				
Description of Infrastructure to Construct				
No.	Will the health infrastructure have any of the following impacts? (please mark X next to the relevant potential impact)	Yes	No	If Yes, describe mitigation measures
1.	Loss of vegetation cover causing erosion of soil			
2.	Dumping of construction debris in wetlands or other sensitive areas			
3.	Use of limited or sensitively located local construction materials			
4.	Dust pollution due to movement of equipment, digging			
5.	Noise pollution due to construction			
6.	Pollution of surface water			
7.	Health hazards due to inadequate cleaning and maintenance of latrines			
8.	Occupation and safety hazards due to collapsing latrine and placenta pits			
9.	Privacy concerns and sexual violence due e.g. to lack of gender separated facility latrines			
10.	Dust and noise pollution due to movement of vehicles etc.			
11.	Safety concerns due to speeding vehicles			
12.	Land disputes related to the infrastructure (including access)			
13.	The relevant authority does not own the land required			
15.	Involuntary resettlement required to make the land available			
15.	Influx of labor to carry out the works			

NB: This list is not intended to be exhaustive. For more detailed guidance please refer to the local government environment guidelines issued by NEMA. Please provide more information on a separate sheet.

Annex 6: Full Environmental and Social Screening Form (ESSF)

This form is to be filled in by the Environment Focal Point Person at Sub- County level or Environment officer at the District/Municipa/Cityl level for selected projects

REPUBLIC OF UGANDA

Health Facility Environmental and Social Screening Form

Please type or print clearly, completing this form in its entirety. You may provide additional information on a separate sheet of paper if necessary. Kindly note that the information you are to provide is required by Section 19 of the National Environmental Act, Cap. 153.

Name of the project:

Health Sub Programme of the project:

Department implementing the project

Name of the District/Municipality/City where the project is to be implemented:

Name of Lower Local Government:

Name of Approving Authority

Name, job title, and contact details for the person who is responsible for filling out this form.

Name:

Job Title:

Telephone number:

Fax number:

E-mail address

Date:

Signature:

1. Brief Project Description

Please provide information on the type and scale of the project (project area, area of required land, approximate size of total building floor areas, etc.)

2. The Natural Environment

Describe the land formation, topography, vegetation in/adjacent to the project area (e.g. *is it a low lying land, water logged, rocky, swampy or wetland, etc.*)

Estimate and indicate whether vegetation might need to be cleared

(c) Are there any environmentally sensitive areas or threatened species that could be adversely affected by the project (specify below)?

Intact natural forests Yes _____ No _____

Riverine forest Yes _____ No _____

Wetlands (lakes, rivers, seasonally inundated [flooded] areas) Yes _____ No _____

How far are the nearest wetlands (lakes, rivers, seasonally inundated [flooded] areas)?
_____ km

Habitats of endangered species for which protection is required under Ugandan laws and/or international agreements. Yes _____ No _____

Others (describe). Yes _____ No _____ (e.g. *cultural sites, burial places, etc.*)

3. Rivers and Lakes Ecology

Is there a possibility that due to construction and operation of the project the river and lake ecology will be adversely affected? Attention should be paid to water quality and quantity; the nature, productivity and use of aquatic habitats, and variations of these over time.

Yes _____ No _____

4. Protected areas

Does the project area (or components of the project) occur within/adjacent to any protected areas designated by government (national park, national reserve, world heritage site, etc.)?

Yes _____ No _____

If the project is outside of, but close to, any protected area, is it likely to adversely affect the ecology within the protected area (e.g. interference with the migration routes of mammals or birds)

Yes _____ No _____

5. Geology and Soils

Based upon visual inspection or available literature, are there areas of possible geologic or soil instability (erosion prone, landslide prone, subsidence-prone)?

Yes _____ No _____

Based upon visual inspection or available literature, are there areas that have risks of large-scale increase in soil salinity?

Yes _____ No _____

6. Landscape/aesthetics

Is there a possibility that the project will adversely affect the aesthetic attractiveness of the local landscape?

Yes _____ No _____

7. Historical, archaeological, or cultural heritage site.

Based on available sources, consultation with local authorities, local knowledge and/or observations, could the sub-project alter any historical, archaeological, or cultural heritage site or require excavation nearby?

Yes _____ No _____

8. Resettlement and/or Land Acquisition

Will involuntary resettlement, land acquisition, or loss, denial or restriction of access to land and other economic resources be caused by the project implementation?

Yes _____ No _____

9. Loss of Crops, Fruit Trees and Household Infrastructure

Will the project result in permanent or temporary loss of crops, fruit trees and household infrastructure (such as granaries, outside toilets and kitchens, etc.)?

Yes ___ No _____

10. Noise pollution during Construction and Operations

Will the operating noise level exceed the allowable noise limits?

Yes ___ No _____

11. Solid or Liquid Wastes, including Medical Waste.

Will the project generate solid or liquid wastes, including medical waste?

Yes ___ No ___

If “Yes”, does the project include a plan for their adequate collection and disposal?

Yes ___ No ___

12. Pesticides, Insecticides, Herbicides or any other Poisonous or Hazardous Chemicals.

Will the project require the use of such chemicals? Yes ___ No ___

If, “Yes”, does the project include a plan for their safe handling, use and disposal? Yes ___ No ___

13. Occupational health and safety

Will there be any risks of accidents during construction or operation of the project which could affect both human health and environment? Yes ___ No ___

14. Community Health and Safety

Will the surrounding community be exposed to accidents due to increased traffic and movement of heavy machinery, Communicable diseases brought by workers from outside of the area?

15. Land use

Are there any plans for future land uses on or around the location which could be affected by the project? Yes ___ No ___

16. Climate Impacts

Is the Project location susceptible to earthquakes, landslides, flooding, erosion, or extreme weather conditions that could affect the project?

17. Human health

Will the project involve the use, storage, transportation and/or handling of substances that could be harmful to human health or the surrounding environment?

RECOMMENDATIONS:

Based on the above screening results, the following recommendations are made:

_____ (a) Implementation of the environmental mitigation measures as proposed in the Environmental and Social Management Plan and Clause 8 contained in the Bidding Documents

_____ (b) before construction can commence, preparation of the relevant safeguard instruments (site specific ESMPs) and implementation of a resettlement action plan/compensation plan consistent with the provisions of the Resettlement Policy Framework, November 2002, will be required

TESTIMONY

I confirm that the information provided herein is accurate to the best of my knowledge. I will also endeavor to provide additional information and facilitate a site visit if required.

Signed: Environment Officer

Date:

Signed:

Signed:

[Annex 7: The main grievances avenues for Local Governments](#)

The following notice should be posted on the LG Notice board, with details specific to the LG to be completed by the LG Health Officer. A similar version is prepared for facilities and included in the facilities guidelines.

Avenue	Type of Grievance	Contact details
Local Government level		
Councilor	Violence against and abuse of children and adults by staff, contracted labor Selection of health infrastructure not in line with guidelines Quality of health care and absenteeism	
Health Officer	Quality of works delivered by contractors Condition of school infrastructure and facilities Quality of teaching Functioning of the School Management Committee Corruption and misuse of funds	
District land board	Complaints about land associated with health facilities and health infrastructure	
National level		
Police	Corruption and misuse of funds Other criminal activity	Telephone: 112/999 CP ANTI-CORRUPTION 0717 121 110 CP ANTI HUMAN TRAFFIC MINISTRY OF INTERNAL AFFAIRS 0715 411 677 CP SEXUAL & GBV 0713 534 713

Avenue	Type of Grievance	Contact details
		CP SEXUAL OFFENCES 0718 642 477 Email: info@upf.go.ug Address: https://www.upf.go.ug/key-uganda-police-phone-contacts/
Uganda Patients Protection	Emotional, physical or sex abuse Human trafficking Child neglect esp. by parents or guardian	
Uganda Child Helpline	Emotional, physical or sex abuse Child trafficking Child neglect esp. by parents or guardian	Web: http://uchl.mglsd.go.ug/ Phone: 116
NITA Helpline	Data protection issues	TBC. Legislation just assented.
Uganda Budget Hotline	Quality of works delivered by contractors Missing and misuse of funds	Call for free: 0800 229 229 Feedback: www.budget.go.ug Email: budget@finance.go.ug
IGG Hotline	Corruption and misuse of funds	Report: https://www.igg.go.ug/complaints/ Call: +256 414 347387 Email: kampala@igg.go.ug (other regions addresses at https://www.igg.go.ug/contact/)

Annex 8: Summary of grants and selected subventions

Grant/Subvention	Purpose	Allocation basis	Summary of budget requirements
<p>Wage Conditional Grant</p>	<p>To pay salaries for all health workers in the district health service including health facilities and hospitals.</p>	<p>Additional wage has been allocated for;</p> <ol style="list-style-type: none"> 1. Recruitment of health workers in least staffed health facilities 2. Recruitment of health workers in newly upgraded health facilities 	<p>Districts and Municipalities are responsible for payment of salaries of health staff in health facilities</p> <p>Salary allocations must be aligned to the filled posts within the approved structure, recruitment plan and salary scales in a given financial year.</p> <p>The Health Department must prepare a recruitment plan and submit it to the Human Resource Management (HRM) Department for the vacant positions of health workers and DHO/MHO/CHOs</p> <p>Hard to reach allowance must be provided for staff in hard to reach areas outside town councils and HLG headquarters, in line with the hard to reach framework and schedule designated by the Ministry of Public Service (MoPS)</p>

Grant/Subvention		Purpose	Allocation basis	Summary of budget requirements
Non-Wage Conditional Grant	o/w PHC	Health Offices	To fund service delivery operations by the health department supervision, management, and epidemic preparedness, as well as to incentivize improvements in LG Health Office performance	<p>Input component</p> <p>Population* (60%); Infant mortality (10%); Poverty headcount (20%); Population in Hard to Reach Hard to Stay Areas* (10%).</p> <p><i>Population figures include refugees</i></p> <p>Additionally, fixed costs have been considered at all levels of care:</p> <p>Government facilities: HC II – 2 million shs HC III – 4 million shs HC IV – 20 million shs</p> <p>PNFP facilities: HC II – 1 million shs HC III – 2 million shs HC IV – 4 million shs</p>
		PHC HCs	To fund service delivery operations by the HCs, both Government and PNFP – prevention, promotion, supervision, management, curative, epidemic preparedness, as well as to incentivize increases in provision of priority services and improvements in service quality	

The total allocation to lower level facilities (HC II, HC III, HC IV) must be at least 85% of the PHC NWR (excluding PHC Hospital NWR Grant)

PNFP health facilities should be funded from the window of NWR grant for PHC, have been approved by the MoH, and have signed an MoU with the LG.

Allocations to GHs should be at least the value of the NWR for hospitals

Only PNFP (NGO or CBO) hospitals which have been approved by the MoH should be allocated PHC funds.

A maximum of 15% of the NWR Budget (excluding PHC Hospital NWR Grant) can be used for health services management functions by the District/ Municipality/City Health Offices.

Grant/Subvention		Purpose	Allocation basis	Summary of budget requirements
	RBF	To incentivize service delivery operations by government and PNFP health centres III and IV and Local Government Health Teams	<p>70% of the RBF budget will be allocated based on the outputs (quantity) of the RBF package of indicators attained by the health facilities during the calendar year preceding the FY</p> <p>25% of the RBF budget will be allocated based on the weighted LG quality allocation derived from the average HFQAP score of the Health Facilities and Catchment populations</p> <p>5% of the RBF budget will be allocated to Health Management teams based on the Performance of the Local Governments following the Local Government Performance Assessments (LGPA) health Sub-programme performance measures score attained and the</p>	<p>Funds received by HC IIIs and HC IVs should be used for recurrent activities to improve service delivery.</p> <p>The activities to be undertaken by the LG HTs and health facilities are to be integrated in the LGs Budget Framework Paper, the Annual Workplan & Budget for FY 2023/24 using the HMIS 001.</p> <p>NB: There is no provision for direct RBF incentives for health workers under the RBF mainstreaming.</p>

Grant/Subvention		Purpose	Allocation basis	Summary of budget requirements
			number of HC IIIs and IVs in the district	
	o/w Hospital	To fund service delivery operations by hospitals both government and PNFP – prevention, promotion, supervision, management, curative, epidemic preparedness	<p>In areas covered by the hospital: Population (60%); Infant mortality (10%); Poverty headcount (20%); Population in hard to reach and hard to stay areas (10%).</p> <p>Additionally, fixed costs have been incorporated:</p> <p>Government hospitals – 250 million shs</p> <p>Additional for highway hospitals – 15 million shs</p> <p>PNFP hospitals – 50 million shs</p> <p>Additional for PNFP hospitals in LGs without other hospitals – 50 million shs</p> <p>Additional for ‘tourism hospitals’ – 100 million shs</p>	All hospital grants must go directly to hospitals. Eligibility criteria for PNFPs.

Grant/Subvention		Purpose	Allocation basis	Summary of budget requirements	
Development Conditional Grants	o/w Development Grant Health -	Infrastructure maintenance	<p>This will finance repairs to health infrastructure in and equipping and completion of existing public health facilities and capacity development activities.</p> <p>The development budget will be used for capital investments, to fund rehabilitation, construction or equipping of service delivery and/or administrative infrastructure.</p> <p>Capital allocations for the functioning of existing health facilities should be prioritized as follows:</p> <p>Firstly, rehabilitating, completing, and equipping existing</p>	<p>Number of government owned HC IIIs, HC IVs and Hospitals (50%), Population per GOU or PNFP health facility above 22,000* (50%)</p> <p><i>*Population figures include refugees</i></p> <p>To incentivize health related Local Government Performance, 50% of allocations are weighed by squared Local Government Performance Assessment (LGPA) scores.</p>	<p>All health infrastructure and equipment budgeted for must:</p> <p>be approved by: (a) chair of the HMC; (b) the in charge of the health facility; and (c) the village (LC1) and district/municipal/city councilor for the area in which the health facility is located using the form specified in the sub annexes of these guidelines.</p> <p>Be accompanied by (a) duly filled application form which is accompanied by (b) a completed environmental and social safeguards checklist and (c) evidence of land availability.</p> <p>LGs must not budget for activities specified as ineligible expenditures for capital investment.</p> <p>LGs must budget at least 95% of the value of their Health Sub Programme Health Development allocation for “Upgrading of HC IIs to HC IIIs on construction of facilities” for construction of the</p>

Grant/Subvention			Purpose	Allocation basis	Summary of budget requirements
			<p>facilities in lower local governments with HCIIIs which serve more than 20,000 people where there are gaps in basic buildings' requirements and equipment.</p> <p>Secondly, upgrading HC IIs, completing, expanding existing or constructing new HC IIIs in LLGs which have either have no HC IIIs or where HC IIIs on average serve less than 20,000;</p>		<p>facilities listed in these guidelines or otherwise agreed with the MoH.</p> <p>A maximum 5% of the allocation to capital investments may be allocated to investment servicing costs for the construction of those facilities.</p> <p><i>Allowed activities:</i></p> <p>Service delivery infrastructure and equipment HC III, IV OPD block Maternity ward Female ward Male ward Operating theatre (HC IV) Drug store Mortuary Staff houses Toilets/pit latrines & bathrooms Medical waste pit</p>

Grant/Subvention			Purpose	Allocation basis	Summary of budget requirements
					Incinerator Water source Medical equipment Furniture Electricity (grid or solar) Fencing <i>Not allowed:</i> Construction of new HCIs
	o/w Transitional Ad Hoc		The MoH will provide specific guidance to individual local governments with allocations for the Transitional Development Ad Hoc Health Grant on the investments to be financed from the grant.	Ad hoc	See Sub annex 5 for a list of grievance mechanisms to be followed in each local government; Sub annex 1 for agreements

Grant/Subvention		Purpose	Allocation basis	Summary of budget requirements
GAVI		135 Districts ⁶ . In FY 2023/24, this subvention, which is financed by a Development Partner, will fund health systems strengthening activities in the LGs.	<p>Support districts to implement additional outreaches.</p> <p>Hold quarterly one-day district stakeholder's performance review meeting on EPI targeting (DHO, ADHO-MCH, DHEO), Chairpersons (LCV & LC III), sub county chiefs, RDC, DISO.</p> <p>Hold HSD quarterly performance review meetings, targeting sub county chiefs, HSD in charges, Health facility in charges, health Assistants.</p> <p>Support data improvement teams (DIT) to conduct follow up mentorship of health workers in data quality improvement (of</p>	GAVI through the Ministry of Health has provided a cash grant, paid as a subvention, with the objective of strengthening Health systems in Uganda. The GAVI HSS II is a subvention (Other Government Transfer) directly from MoH to local governments, outside of the local government transfers system. However local governments are still required to budget for the use of HSS II funding based on IPFs communicated further to these Guidelines by MoH.

⁶ Only LGs included in the total. A further UGX. 285.93 million Available for KCCA.

Grant/Subvention		Purpose	Allocation basis	Summary of budget requirements
			<p>EPI/HMIS programs) at all levels in the district.</p> <p>Support to implement Integrated Child Health Days.</p> <p>Support supervision for DHT.</p> <p>Vaccines and supplies distribution.</p>	
GFTAM		Covers 126 districts	<p>IMM</p> <p>Facility clinical audits</p> <p>Training vector control officers</p> <p>EQA</p> <p>District Malaria Epidemic review and response coordination meetings.</p>	<p>These funds are meant for implementation of district-based activities including integrated management of malaria, facility clinical audits, external quality assurance and district malaria epidemic review and response coordination meeting</p>

Annex 9: HMIS 001- Annual Comprehensive Workplan

Section 1: Catchment / Area of Responsibility

Figure 1: Catchment Area Health Map
(Insert Catchment Area Health Map)

Table 18: Demographic Characteristics

Demographic variables	Proportion (%)	Population FY 20../20.. (Current FY)	Population FY 20../20.. (Next FY)
1. Total population	100%		
2. Children below 18 years	55.1%		
3. Adolescent & youth (young people, 10-24 years)	34.8%		
4. Orphans (below 18 years)	8.04%		
5. Infants (below 1 year)	4.3%		
6. Children below 5 years	17.7%		
7. Women of reproductive age (WRA) (15-49 years)	20.2%		
8. Expected pregnancy	5%		
9. Expected Deliveries	4.8%		
10. Refugee Population			

Should be based on UBOS Mid-year population projections

Table 19: Administrative Units VHTs and Health Facilities

S/N	Sub-county/ Town Council/ Division	Population	Parish	Population	No of Villages	No of VHT Members	Name of Health Facility & Level	Ownership (Government /PNFP / PHP)	Accessing PHC Grant (Yes / No)
1									
2									

Note: Add more rows as necessary

Local Government Health Partners

Table 20: Implementing Partners, CSOs and Respective Interventions

Name of Project / Partner	Donor(s) / Funders	District Coverage / Location	Intervention Area(s) / Service Delivery	Duration of Project	Start-End Date	Target Group	Implementation Mode			Estimated Annual Budget
							Direct Funding	Technical Support	In-kind Support	

Section 2: Organisational Structure and Strategic Direction

2.1 Organizational Structure

**Figure 2: Organogram
(Insert Organogram)**

2.2 Vision

2.3 Mission

2.4 Core Values

- (i).....
- (ii).....
- (iii).....

2.2 Health Sub-Programme Objectives

- 1) Improve the foundations for human capital development.
- 2) Improve population health, safety and management
- 3) To increase financial risk protection of households against impoverishment due to health expenditure.

Section 3: Health Status

3.1 Key Outcome Indicators

Table 2: Indicators of Health Status

Indicator	National	Regional ¹
Maternal Mortality Ratio (MMR) (per 100,000)		
Neonatal Mortality Rate (NMR) (per 1,000)		
Infant Mortality rate (IMR) (per 1,000)		
Under five mortality rate (U5MR) (per 1,000)		
Total Fertility Rate (TFR)		
Adolescent pregnancy rate (< 15 years)		
Adolescent Pregnancy Rate (15-19 Years)		
Proportion of women of reproductive age who have their need for family planning satisfied with modern methods		
Contraceptive prevalence rate (CPR)		
Children below five years who are stunted		
Children below five years who are underweight		

1. Indicate data source

3.2 Disease burden, cause of mortality

Table 21: Top ten causes of morbidity for all age groups during previous FY

S/N	Diagnosis	Male	Female	Total	(%)
1					
2					
3					
4					
5					
6					
7					
8					
9					
10					
	All others				
	Total				

Source: HMIS

Table 22: Top ten causes of morbidity for under-fives during previous FY

S/N	Diagnosis	Male	Female	Total	(%)
1					
2					
3					
4					
5					
6					
7					
8					
9					
10					
	All others				
	Total				

Source: HMIS

Table 23: Top ten causes of morbidity for above 5 Years during previous FY

S/N	Diagnosis	Male	Female	Total	(%)
1					
2					
3					
4					
5					
6					
7					
8					
9					
10					
	All others				
	Total				

Source: HMIS

Table 24: Top ten causes of mortality for all age groups during previous FY

S/N	Diagnosis	Male	Female	Total	(%)
1					
2					
3					
4					
5					
6					
7					
8					
9					
10					
	All others				
	Total				

Source: HMIS

Table 25: Top ten causes of mortality for under-fives during previous FY

S/N	Diagnosis	Male	Female	Total	(%)
1					
2					
3					
4					
5					
6					
7					
8					
9					
10					
	All others				
	Total				

Source: HMIS

Table 26: Top ten causes of mortality for above 5 Years during previous FY

S/N	Diagnosis	Male	Female	Total	(%)
1					
2					
3					
4					
5					
6					
7					
8					
9					
10					
	All others				
	Total				

Source: HMIS

Table 27: Causes of maternal mortality during the previous FY

Cause of Death	10-19 years death	20-24 years death	> 25 years death	Total	(%)
Total					

Source: HMIS

Section 4: Previous Budget Performance, Planned Budget & Key Output Indicators and Targets

Table 28: Budget Performance and Planned budget

Specific Objective	Key Result Area	Indicator		Previous FY 20../20... (Millions)		Current FY 20../20.. (Millions)		Planned FY 20../20.. (Millions)
				Approved Budget	Budget Released	Approved Budget	Budget Released (by December)	Budget
1. To increase financial risk protection of households against impoverishment due to health expenditure	Health financing	GoU Wage	i) SCG Wage					
			ii) District Unconditional Grant – Wage					
			iii) Urban Unconditional Grant Wage					
		Sub Total GoU Wage						
		GoU Non-Wage Recurrent	SCG - DHO					
			SCG - Public Hospital					
			SCG - PNFP Hospital					
			SCG - PHC - LLU					
			SCG - PHC PNFP LLU					
			NMS Credit Line					
			JMS Credit Line					
			Non-Tax Revenue (AIA) (User fees)					
			Unconditional Grant					
			Local Revenue					
			OGT- Global Fund					
			OGT- GAVI					
Sub Total GoU Non-Wage								
GoU	Sector Cond. Grant - Upgrade							

Specific Objective	Key Result Area	Indicator	Previous FY 20../20... (Millions)		Current FY 20../20.. (Millions)		Planned FY 20../20.. (Millions)
			Approved Budget	Budget Released	Approved Budget	Budget Released (by December)	Budget
		Development Grant (Specify Source)	Sector Cond. Grant – Performance/Formula based				
			DDEG				
			Locally Raised Revenue				
		Sub Total GoU Dev.					
		On Budget Ext. Financing (Specify source)					
		Sub Total On Budget Ext. Financing					
		Off Budget Financing (Specify source)					
		Sub Total Off Budget Fin.					
		Grand Total					

Table 29: Revenue Projections

S/N	Service Package (Paid for)	Target Previous FY 20../20..	Achieved Previous FY 20../20..	Target Next FY 20../..	User Fee unit Price (UGX)	Annual User Fee Revenue Projection (UGX)	RBF unit price (UGX)	Annual RBF revenue projection (UGX)
1								
2								
3								
4								
5								
	Total							

Add/Remove rows as necessary.

Table 30: Service Delivery Key Outputs and Indicators

Key Result Area	Indicator	Previous FY 20.../20..		Current FY 20.../20...		Planned FY 20../20..
		Target	Achieved	Target	Achieved by December	Target
Specific Objective 1: Improve the foundations for human capital development						
1. Child and maternal nutrition enhanced	% of work places with breastfeeding corners					
	Vitamin A second dose coverage for under-fives (%)					
	% of pregnant women receiving iron/folate supplement					
2. Increase access to immunization against childhood diseases	% of Children Under One Year Fully Immunized					
	% of functional EPI fridges					
	% of health facilities providing immunization services by level					
	BCG Coverage (%)					
	IPV Coverage (%)					
	DPT/Hep B/Hip 3 Coverage					
	Rota Virus 2 nd dose Coverage					
	PCV Coverage					
	Measles Rubella Coverage					
	Measles Rubella 2 nd Dose Coverage					
	HPV coverage 2 nd Dose Coverage					

Key Result Area	Indicator	Previous FY 20.../20..		Current FY 20.../20...		Planned FY 20../20..
		Target	Achieved	Target	Achieved by December	
3. Improve adolescent and youth health	% of health facilities providing adolescent friendly service package					
	Adolescent birth rate (<15 years) per 1,000					
	Adolescent Birth rate (15-19 years per 1,000					
	No. of peer educators trained and recruited to support provision of Adolescent friendly services					
	Number of youths mobilized for uptake of Health services					
	% of VHTs with youth members					
Specific Objective 2: Improve population health, safety and management						
4. Reduced morbidity and mortality due to HIV/AIDS, TB and malaria and other communicable diseases	% of the population with knowledge, and utilize and practice correct malaria prevention, control and management measures.					
	% of Malaria patients treated with a laboratory diagnosis					
	Intermittent Presumptive Treatment (IPT) 3 coverage for pregnant women					
	In patient malaria deaths per 100,000 persons per year					
	Malaria cases per 1,000 persons per year					
	No. of youth-led HIV prevention programs designed and implemented					
	% of key populations accessing HIV prevention interventions					
	No. of safe medical male circumcisions done					
	% of Hospitals, HC IVs and IIIs conducting routine HIV counselling and testing					
	% of Preg. Women tested for HIV during current pregnancy					
	HIV + women receiving ARVs for PMTCT during pregnancy and delivery					
	% of HIV-exposed infants with 2nd PCR test					
	% of high-risk population receiving PrEP and PEP					
	ART Coverage (%)					
	ART retention rate (12 months)					

Key Result Area	Indicator	Previous FY 20.../20..		Current FY 20.../20...		Planned FY 20../20..
		Target	Achieved	Target	Achieved by December	Target
	Viral Load suppression (%)					
	% of priority programs integrating HIV care and treatment (TB, Nutrition, Family Planning, Cancer of the cervix screening, Hepatitis B & C screening, HPV Vaccination for girls, Sexual and Reproductive Health, SGBV)					
	No. of stakeholder engagements in the HIV prevention effort to address the socio-cultural, gender and other structural factors that drive the HIV epidemic					
	% of target population vaccinated against Hepatitis B					
	% of Hepatitis B positive people treated by dose					
	1st dose					
	2nd dose					
	3rd dose					
	TB Case detection rate (all forms)					
	TB Case notification rate					
	TB treatment success rate					
	Facilities (Hospitals, HC IVs and IIIs) with diagnostics for TB (%)					
	Under 5 illnesses attributed to diarrhoeal diseases (%)					
	Hepatitis B incidence per 100,000 population					
	Malaria Incidence per 100,000 population					
5. Reduced morbidity and mortality due to Neglected Tropical Diseases	Number of people requiring interventions against NTDs per 1,000 population (schistosomiasis and trachoma)					
6. Epidemic diseases timely detected and controlled	% of epidemics / disease out breaks detected timely and controlled					
	Mortality rate from unsafe water, sanitation and lack of Hygiene (Diarrhoea, Typhoid, Dysentery & Cholera)					

Key Result Area	Indicator	Previous FY 20.../20..		Current FY 20.../20...		Planned FY 20../20..
		Target	Achieved	Target	Achieved by December	Target
7. Prevent and control Non-Communicable Diseases with specific focus on cancer, cardiovascular diseases and trauma	% of eligible population screened for cancers like:					
	Cervical Cancer Screening in women aged 30-49 years;					
	Breast Cancer Screening in women aged 30-49 years;					
	Prostate Cancer Screening in Men above 40 years					
	% of girls immunized against cervical cancer by 10 years (%)					
	% of lower-level health facilities (HC IVs and IIIs) routinely screening for NCDs					
	Number of deaths from Cancer among 20 years & above					
	Number of deaths from Cardiovascular Disease among 20 years & above					
	Number of deaths from Diabetes Mellitus among 20 years & above					
	Number of deaths from Chronic Respiratory Disease among 20 years & above					
	Death rate due to Road traffic Accidents					
	Total Number of Deaths due to Road Traffic Accidents					
	Mortality rate attributed to unintentional poisoning					
	8. Mental Health Services	Suicide Mortality Rate				
% coverage of treatment interventions for substance use disorders						
9. Improved RMNCAH Services	% of hospitals and HC IVs with functional NICUs					
	% of young people in school accessing age-appropriate information					
	% of young people outside school accessing RH services					
	% of targeted villages with ICCM providers					
	ANC 4+ Coverage					
	Health facility deliveries					
	HC IVs offering CEmNOC Services					
	% of new acceptors of all user to modern contraception					
Couple Years of Protection for women in child bearing age						

Key Result Area	Indicator	Previous FY 20.../20..		Current FY 20.../20...		Planned FY 20../20..
		Target	Achieved	Target	Achieved by December	Target
10. Improve the functionality of the health system to deliver quality and affordable preventive, promotive, curative and palliative health care services focusing on:						
a) Human resources	Approved posts (Public) filled (%)					
	Number of physicians (doctors) per 10,000 population					
	Number of midwives per 10,000 population					
	Number of nurses per 10,000 population					
	Health worker force per 10,000 popn (Doctors, Nurses, Midwives, Allied Health and Pharmacists Staff only)					
	Annual performance assessment for all staff					
	% of facilities with Annual Training plans based on the Training Needs Assessment					
	Training database updated with all staff trainings					
b) Health Infrastructure	No. of Hospitals and HCs rehabilitated / expanded					
	Total (Hospital, HC IV & HC III) Beds per 1,000 population					
	% recommended medical and diagnostic equipment available and functional by level					
	Hospital					
	HC IV					
	HC III					
	HC II					
	Medical equipment inventory maintained and updated					
c) Avail affordable medicine and health supplies including promoting local production of medicines	% SPARS score for LG					
	% availability of 41 basket of commodities					
	% of health facilities with 95% availability of 41 basket of EMHS					
	% of health facilities utilizing the e-LIMIS					

Key Result Area	Indicator	Previous FY 20.../20..		Current FY 20.../20...		Planned FY 20../20..
		Target	Achieved	Target	Achieved by December	Target
d) Essential clinical and rehabilitative care	New OPD utilization rate					
	Inpatient admissions per 1,000 population					
	Total Bed Occupancy rate (Hospital, HC IVs & HC IIIs)					
	Bed Occupancy Rate Hospital					
	Bed Occupancy Rate HC IV					
	Bed Occupancy Rate HC III					
	Average length of stay Hospitals					
	Average length of stay HC IVs					
	Average length of stay HC IIIs					
	% of target laboratories accredited (Hospitals and HC IVs)					
e) Governance and management structures reformed and functional	% of Quarterly DHMT Meetings held					
	% of monthly DHT meetings held					
	% of Hospital / Health Facility Management Team (Technical Management) meetings held					
	% of Quarterly Hospital / Health Unit Management Committee meetings held					
	Annual stakeholder analysis and mapping undertaken					
	No. of stakeholder engagement meetings / workshops held					
	% quarterly supervision visits undertaken					
	Comprehensive Annual Operational Workplan developed					
f) Data collection, quality and use at facility and community levels strengthened	HMIS 001 Reporting rate (%) – Workplan					
	HMIS 033b Reporting rate (%) – Weekly epidemiological surveillance report					
	HMIS 102 Reporting rate (%) – Facility Equipment Inventory report					
	HMIS 105 Reporting rate (%) – Monthly Outpatient report					
	HMIS 106a Reporting rate (%) – Quarterly report					
	HMIS 106b Reporting rate (%) – Quarterly Assessment report					
	HMIS 107 Reporting rate (%) – Annual report					

Key Result Area	Indicator	Previous FY 20.../20..		Current FY 20.../20...		Planned FY 20../20..
		Target	Achieved	Target	Achieved by December	Target
	HMIS 108 Reporting rate (%) – Monthly Inpatient report					
	VHT/ICCM (HMIS 097b) Reporting Rate (%) - Quarterly report					
	Information products developed and shared at all levels quarterly					
	% of hospitals and HC IVs with a functional EMRS					
	Quarterly Data Quality Audits conducted					
	% of health facilities with an error-to-data ratio of less than 5% (95% correctness based on selected health facilities and data elements)					
g) Sector performance monitored and evaluated	% of quarterly and annual performance reports disseminated					
	% of quarterly review meetings held					
h) Improving Quality of Care	% of functional CQI Committees at District/City Health Office					
	% of functional CQI Committees at health facility level					
	Institutional Fresh Still Births (per 1,000 deliveries)					
	Institutional Macerated Still Births					
	Institutional New-born Deaths					
	Institutional Perinatal Mortality Rate					
	Number of Maternal Deaths in health facilities					
	% of Maternal deaths reviewed					
	% of Perinatal Deaths Reviewed					
	Under five deaths among 1,000 under 5 admissions					
	Client satisfaction index					
	% of readiness capacity of health facilities to provided general services (HFQAP Score)					
Specific Objective 3: To address the key determinants of health through strengthening inter-sectorial collaboration and partnership						
	Children below 5 years who are stunted (%)					

Key Result Area	Indicator	Previous FY 20.../20..		Current FY 20.../20...		Planned FY 20../20..
		Target	Achieved	Target	Achieved by December	Target
11. Social and economic determinants of health	Children below 5 years who are under weight (%)					
12. Health promotion and Environmental Health	% of Villages/wards with a VHT					
	Households with improved sanitation coverage (%)					
	% of Villages (Communities) that are Open Defecation Free - ODF					
	Population with access to Basic hand hygiene (Hand Washing Coverage)					
	% of health facilities with access to Basic Environmental cleanliness services ⁷					
	% of health facilities having Basic hygiene facilities ⁸					
	% of health facilities having Basic services for Health Care Waste Management ⁹					
	% of health facilities with access to Basic water services					
	% of schools with pupils having access to Basic Sanitation services ¹⁰					
	% of schools with pupils having access to Basic hand hygiene services ¹¹					
	% of hospitals and HC IVs with functional mortuaries					

⁷ "Basic Environmental Cleanliness Services" refers to Health care facilities with basic protocols for cleaning and where all staff with cleaning responsibilities have been trained.

⁸ Basic Hygiene service in HCFs is defined by two main criteria: (1) either alcohol hand rub or basin with water and soap at points of care⁸ (2) hand washing facilities with water and soap available at toilets

⁹ Basic Services for HCWM is when medical waste is safely segregated into at least three bins, and sharps and infectious waste are treated and disposed of safely

¹⁰ A school has access to Basic Sanitation if it has Improved sanitary facilities, which are single-sex and usable at the school

¹¹ Basic hand hygiene services refers to presence and use of Hand washing facilities (having water and soap) at critical points in the school e.g near latrine, food serving area.

Key Result Area	Indicator	Previous FY 20.../20..		Current FY 20.../20...		Planned FY 20../20..
		Target	Achieved	Target	Achieved by December	Target
	Functional mortuary in the City					
	% of Parishes with Pillar 4 Committees (P4C) under the Parish Development Committees					

Section 5: Logistics, Infrastructure and Human Resource

5.1 Health Department Transportation

Table 31: Status of vehicles/motorcycles

Facility Level	Type of Vehicle /Motorcycle	Vehicle make	Reg. Number	Condition (Good or Poor)	Purchased/ Donated By
Public Facility					
District/City/ Municipal Health Office					
General hospital					
HC IV					
HC III					
HC II					
PNFP Facility					
Hospital					
HC IV					
HC III					
HC II					
Private Facility					
Hospital					
Health Centre					
Clinic					

Table 32: Status of Ambulance/Referral Service Performance

Type / Level of Facility	# of ambulance vehicles	Staffing for ambulance	# of referrals	
			Pre-hospital/ community pick-ups	Inter-facility referrals
Public facility				
General hospital				
HC IV				
PNFP facility				
Hospital				
HC IV				
Private facility				
Hospital				
HC IV				

Note: Add rows as necessary.

5.2 Human Resource Capacity

Table 33: Public Sector Staffing by Health Facility Level

Level	No. of Units	No. of posts	Filled	Vacant	% Filled	Annual budget (In post)	Annual budget (Vacant post)
DHOs Office							
City Health Office							
Municipal Health Office							
General Hospital							
HC IV							
HCIII							
HC II							
Town Council							
Total							

Table 34: PNFP sector staffing by health facility level

Level	No. of Units	No. of posts	Filled	Vacant	% Filled	Annual budget (In post)	Annual budget (Vacant post)
Hospital							
HC IV							
HCIII							
HC II							
Total							

Table 35: Private Sector Staffing by health facility level

Level	No. of Units	No. of posts	Filled	Vacant	% Filled	Annual budget (In post)	Annual budget (Vacant post)
Hospital							
HC IV							
HCIII							
HC II							
Total							

Table 19: Wage Analysis

S/N	Position	Approved Posts	Filled	Vacant	Retiring	No. to Recruit	Salary Scale	Monthly Basic Salary	Allowances	Monthly Gross pay	Annual Cost for filled post	Annual Cost for vacant post	Annual Cost for planned recruitment	Annual Cost + Filled for planned Recruitment
	District Health Department													
1	District Health Officer	1					U1E							
2	ADHO/ACHO-MCH	1					U2							
3	ADHO/ACHO-EH	1					U2							
4	Senior Environmental Health Officer	1					U3							
5	Senior Health Educator	1					U3							
6	Biostatistician	1					U4							
7	Assistant Inventory Management Officer	1					U5							
8	Cold Chain Technician	1					U6							
9	Stores Assistant	1					U7							
10	Office Attendant	1					U8							
11	Driver	1					U8							
	Sub Total	11												
	City Health Department													
1	City Health Officer	1					U1E (SC)							
2	Principal Health Officer - Environmental Health	1					U2							
3	Principal Health Officer (MCH /Nursing)	1					U2							
4	Health and Safety Officer	1					U4							
5	Vector Control Officer	1					U4							
6	Senior Health Educator	1					U3							
7	Bio-Statistician	1					U4							
8	Cold Chain Technician	1					U5							
9	Mortuary Attendant	2					U8							
	Total	10												
	Municipal Health Department													

S/N	Position	Approved Posts	Filled	Vacant	Retiring	No. to Recruit	Salary Scale	Monthly Basic Salary	Allowances	Monthly Gross pay	Annual Cost for filled post	Annual Cost for vacant post	Annual Cost for planned recruitment	Annual Cost + for planned Recruitment
1	Medical Officer of Health Services	1					U2							
2	Principal Health Inspector	1					U3							
3	Health Educator	1					U4							
4	Health Inspector	1					U5							
5	Health Assistant	2					U7							
6	Office Attendant	1					U8							
7	Driver	1					U8							
	Sub Total	8												
	Health Facilities													
	Hospital													
	Office of the Executive Consultant													
1.	Executive Consultant	1					UISE							
2.	Personal Secretary	1					U4L							
3.	Office Attendant	1					U8U							
4.	Driver	1					U8U							
	Sub Total	4												
	Finance & Administration Support Services													
	Administration Support Services													
1.	Senior Assistant Secretary	1					U3							
2.	Information Technology Officer	1					U4 SC							
3	Biostatistician													
4.	Assistant Secretary	1					U4							
5.	Customer Care Officer	1					U4							
6.	Stenographer Language Interpreter	2					U5							
7.	Sign Language Interpreter	2					U5							
8.	Office Typist	1					U7							
9.	Receptionist	2					U7							
10.	Records Assistant	1					U7							
11.	Office Attendant	1					U8							

S/N	Position	Approved Posts	Filled	Vacant	Retiring	No. to Recruit	Salary Scale	Monthly Basic Salary	Allowances	Monthly Gross pay	Annual Cost for filled post	Annual Cost for vacant post	Annual Cost for planned recruitment	Annual Cost + for planned Recruitment
12.	Driver	3					U8							
13.	Domestic Assistant	2					U8							
14.	Porter	5					U8							
	Sub Total	24												
	Procurement Unit													
1.	Procurement Officer	1					U4U							
2.	Assistant Procurement Officer	1					U5U							
	Sub Total	2												
	Accounts Unit													
1.	Accountant	1					U4U							
2.	Senior Assistant Accountant	1					U5U							
	Sub Total	2												
	Human Resource Management Unit													
1.	Human Resource Officer	1					U4							
	Sub Total	1												
	Medical Records Unit													
1.	Medical Records Officer	1					U4							
2.	Assistant Medical Records Officer	1					U5							
3.	Medical Records Assistant	2					U7							
	Sub Total	4												
	Maintenance Unit													
1.	Ass. Eng Officer (Bio Medical)	1					U5 (SC)							
2.	Engineering Assistant (Electrician)	1					U7							
3.	Engineering Assistant (Civil)	1					U7							
4.	Carpenter	1					U7							
5.	Plumber	1					U7							
6.	Artisan/ metal fabricator	1					U7							

S/N	Position	Approved Posts	Filled	Vacant	Retiring	No. to Recruit	Salary Scale	Monthly Basic Salary	Allowances	Monthly Gross pay	Annual Cost for filled post	Annual Cost for vacant post	Annual Cost for planned recruitment	Annual Cost + for planned Recruitment
		6												
	Security													
1.	Assistant Security Officer	1					U5L							
2.	Askari	9					U8 U							
	Sub Total	10												
	Inventory Management													
1.	Inventory Management Officer	1					U4 U							
2.	Assistant Inventory Management Officer	1					U5 U							
	Sub Total	2												
	Support Staff													
1.	Mortuary Attendant	2					U8 (Med)							
2.	Seamstress/ Tailor	1					U8							
3.	Dhobi	3					U8							
	Sub Total	6												
	Sub Total for Administration and Support Services	61												
	Internal Medicine													
1.	Consultant (Medicine)	1					U1SE							
2.	Medical Officer SG (Internal Medicine)	1					U2 (Med-1)							
3.	Medical Officer	3					U4 (Med-1)							
	Sub Total	5												
	Paediatrics And Child Health													
1.	Consultant (Paediatrics)	1					U1SE							
2.	Medical Officer SG (Paediatrics)	1					U2 (Med-1)							
3.	Medical Officer	1					U4 (Med-1)							
	Sub Total	4												

S/N	Position	Approved Posts	Filled	Vacant	Retiring	No. to Recruit	Salary Scale	Monthly Basic Salary	Allowances	Monthly Gross pay	Annual Cost for filled post	Annual Cost for vacant post	Annual Cost for planned recruitment	Annual Cost + for planned Recruitment
	Surgery													
1.	Consultant Surgery	1					U1SE							
	Medical Officer SG (Surgery)	1					U2 (Med-1)							
2.	Medical Officer	2					U4 (Med-1)							
3.	Senior Orthopaedic Officer	1					U4 (Med-2)							
4.	Orthopaedic Officer	2					U5 (Med)							
	Sub Total	7												
	Emergency Services													
1.	Medical Officer SG – Medicine	1					U2 (Med-1)							
2.	Medical Officer SG – Surgery	1					U2 (Med-1)							
3.	Senior Medical Officer	1					U3 (Med-1)							
4.	Medical Officer	4					U4 (Med-1)							
5.	Senior Clinical Officer	1					U4 (Med-1)							
6.	Clinical Officer	4					U5 (Med-1)							
7.	Emergency Medical Technician	1					U5							
8.	Emergency Care Assistant	2					U7							
9.	Driver	2					U8							
	Sub Total	17												
	Obstetrics And Gynecology													
1.	Consultant (Obs &Gyn)	1					U1SE							
2.	Medical Officer SG (Obs &Gyn)	1					U2 (Med-1)							
3.	Medical Officer	4					U4 (Med-1)							
	Sub Total	6												
	Public Health													
1.	Senior Health Educator	1					U3 SC							
2.	Environmental Health Officer	1					U4 SC							
3.	Nutritionist	1					U4 (Med-2)							
4.	Assistant Nursing Officer – Public Health	5					U5 (Med-2)							

S/N	Position	Approved Posts	Filled	Vacant	Retiring	No. to Recruit	Salary Scale	Monthly Basic Salary	Allowances	Monthly Gross pay	Annual Cost for filled post	Annual Cost for vacant post	Annual Cost for planned recruitment	Annual Cost + for planned Recruitment
5.	Dietician	1					U5 (Med-2)							
	Sub Total	9												
	Dental Sevices													
1.	Senior Dental Surgeon	1					U3 (Med-1)							
2.	Dental Surgeon	1					U4 (Med-1)							
3.	Senior Pub Health Dental Officer	1					U4 (Med-2)							
4.	Public Health Dental Officer	3					U5 (Med)							
5.	Dental Technician	2					U5 (Med)							
	Sub Total	8												
	Pharmacy													
1.	Senior Pharmacist	1					U3 (Med-1)							
2.	Pharmacist	1					U4 (Med-1)							
3.	Senior Pharmacy Technician	1					U4 (Med-2)							
4.	Pharmacy Technician	2					U5 (Med)							
5.	Pharmacy Attendant	2					U8 (Med)							
	Sub Total	7												
	Psychiatry													
1.	Senior Psych Clinical Officer	1					U4 (Med-2)							
2.	Social Worker (Psychiatry)	1					U4L							
3.	Nursing Officer Psych	3					U4 (Med-2)							
4.	Assistant Nursing Officer Psych	4					U5 (Med)							
5.	Clinical Officer	4					U5 (Med)							
6.	Senior Enrolled Psych Nurse	1					U6 (Med)							
7.	Enrolled Psych Nurse	4					U7 (Med)							
	Sub Total	18												
	Nursing And Midwifery													
1.	Principal Nursing Officer	1					U2 (Med-2)							

S/N	Position	Approved Posts	Filled	Vacant	Retiring	No. to Recruit	Salary Scale	Monthly Basic Salary	Allowances	Monthly Gross pay	Annual Cost for filled post	Annual Cost for vacant post	Annual Cost for planned recruitment	Annual Cost + for planned Recruitment
2.	Senior Nursing Officer (Nursing)	3					U3 (Med-2)							
3.	Senior Nursing Officer (Midwifery)	1					U3 (Med-2)							
4.	Nursing Officer (Nursing)	10					U4 (Med-2)							
5.	Nursing Officer (Midwifery)	10					U4 (Med-2)							
6.	Assistant Nursing Officer – Nursing	32					U5 (Med-2)							
7.	Assistant Nursing Officer – Midwifery	33					U5 (Med)							
8.	Senior Enrolled Nurse / Midwifery/ Public Health	8					U6 (Med)							
9.	Enrolled Nurse	20					U7 (Med)							
10.	Enrolled Midwife	20					U7 (Med)							
	Sub Total	138												
	Ophthalmology													
1.	Optometrist	1					U4 (Med-2)							
2.	Senior Ophthalmic Clinical Officer	1					U4 (Med-2)							
3.	Ophthalmic Clinical Officer	3					U5 (Med)							
	Sub Total	5												
	Operating Theatre													
1.	Senior Nursing Officer	1					U3 (Med-2)							
2.	Senior Anaesthetic Officer	2					U3 (Med-2)							
3.	Anaesthetic Officer	7					U4 (Med-2)							
4.	Nursing Officer	4					U4 (Med-2)							
5.	Assistant Anaesthetic Officer	4					U5 (Med-2)							
6.	Assistant Nursing Officer	8					U5 (Med-2)							
	Sub Total	26												
	Physiotherapy & Rehabilitation Services													
1.	Senior Physiotherapist	1					U4 (Med-2)							
2.	Physiotherapist	1					U5 (Med-2)							
3.	Occupational Therapist	1					U5 (Med)							

S/N	Position	Approved Posts	Filled	Vacant	Retiring	No. to Recruit	Salary Scale	Monthly Basic Salary	Allowances	Monthly Gross pay	Annual Cost for filled post	Annual Cost for vacant post	Annual Cost for planned recruitment	Annual Cost + for planned Recruitment
4.	Physiotherapy Technician	2					U5SC							
	Sub Total	5												
	Radiology And Imaging													
1.	Senior Imaging Technologist	1					U3 (Med-2)							
2.	Imaging technologist	2					U4 (Med-2)							
3.	Sonographer	2					U4 (Med-2)							
4.	Radiography Technician	1					U5 (Med)							
	Sub Total	6												
	Laboratory													
1.	Senior Medical Laboratory Technologist	1					U3 (Med-2)							
2.	Cytotechnologist	3					U4 (Med-2)							
3.	Senior Medical Laboratory Technician	2					U4 (Med-2)							
4.	Medical Laboratory Technologist	2					U4 (Med-2)							
5.	Medical Laboratory Technician	3					U5 (Med)							
6.	Medical Laboratory Assistant	4					U7 (Med)							
	Sub Total	15												
	Medical Social Workers													
1.	Senior Social Worker	1					U3							
2.	Social Worker	2					U4							
3.	Clinical Psychologist	1					U4							
4.	Counsellor	2					U5							
	Sub Total	6												
	Sub-Total for Medical Services	282												
	Grand Total	343												
	HC IV													

S/N	Position	Approved Posts	Filled	Vacant	Retiring	No. to Recruit	Salary Scale	Monthly Basic Salary	Allowances	Monthly Gross pay	Annual Cost for filled post	Annual Cost for vacant post	Annual Cost for planned recruitment	Annual Cost + for planned Recruitment
1.	Senior Medical Superintendent	1					U2 (Med-1)							
2.	Senior Medical Officer	1					U3 (Med-1)							
3.	Medical Officer	3					U4 (Med-1)							
4.	Assistant Secretary	1					U4							
5.	Human Resource Officer	1					U4							
6.	Social Worker	1					U4							
7.	Biomedical Technician	1					U5SC							
8.	Assistant Inventory Management Officer	2					U5							
9.	Stenographer Secretary	1					U5							
10.	Sign language Interpreter	1					U5							
11.	Assistant ICT Officer	2					U5SC							
12.	Assistant Medical Records Officer	1					U5							
13.	Hygiene Assistant	3					U7							
14.	Engineering Assistant (Electrical)	1					U7							
15.	Plumber	1					U7							
16.	Driver	2					U8							
17.	Mortuary Attendant	2					U8 (Med)							
18.	Askari	5					U8							
19.	Porter	3					U8							
	Sub Total	33												
	Environmental Health Unit													
1.	Senior Environmental Health Officer	1					U3 (SC)							
2.	Environmental Health Officer	1					U4 (SC)							
	Sub Total	2												
	Theatre Unit													
1.	Anaesthetic Officer	2					U4 (Med-2)							
2.	Assistant Anaesthetic Officer	3					U5 (Med)							
3.	Senior Theatre Assistant	1					U5 (Med)							
4.	Theatre Assistant	2					U6 (Med)							

S/N	Position	Approved Posts	Filled	Vacant	Retiring	No. to Recruit	Salary Scale	Monthly Basic Salary	Allowances	Monthly Gross pay	Annual Cost for filled post	Annual Cost for vacant post	Annual Cost for planned recruitment	Annual Cost + for planned Recruitment
	Sub Total	8												
	Other Professionals													
1.	Senior Clinical Officer	1					U4 (Med-2)							
2.	Senior Clinical Officer (ENT)	1					U4 (Med-2)							
3.	Medical Imaging Technologist	1					U4 (Med-2)							
4.	Sonographer	1					U4 (Med-2)							
5.	Epidemiologist	1					U4 (Med-2)							
6.	Vector Control Officer	1					U4 (Med-2)							
7.	Health Educator	1					U4 (SC)							
8.	Assistant Nutritionist	1					U4 (Med-2)							
9.	Psychiatric Clinical Officer	1					U5 (Med)							
10.	Clinical Officer	4					U5 (Med)							
11.	Senior Ophthalmic Clinical Officer	1					U5 (Med)							
12.	Orthopedic Officer	2					U5 (Med)							
13.	Health Inspector	1					U5 (SC)							
14.	Radiographer	1					U5 (Med)							
15.	Physiotherapy Technician	1					U5 (SC)							
16.	Health Information Assistant	1					U7							
17.	Cold Chain Assistant	1					U7							
	Sub Total	21												
	Pharmacy													
1.	Pharmacist	1					U4 (Med-1)							
2.	Senior Dispenser	1					U4 (Med-2)							
3.	Dispenser	2					U5 (Med)							
	Sub Total	4												
	Laboratory Unit													
1.	Medical Laboratory Technologist	1					U4 (Med-2)							
2.	Cytotechnologist	1					U4 (Med-2)							
3.	Senior Laboratory Technician	1					U4 (Med-2)							

S/N	Position	Approved Posts	Filled	Vacant	Retiring	No. to Recruit	Salary Scale	Monthly Basic Salary	Allowances	Monthly Gross pay	Annual Cost for filled post	Annual Cost for vacant post	Annual Cost for planned recruitment	Annual Cost + for planned Recruitment
4.	Laboratory Technician	2					U5 (Med)							
5.	Laboratory Assistant	4					U7 (Med)							
	Sub Total	9												
	Dental Services Unit													
1.	Public Health Dental Officer	2					U5							
2.	Dental Attendant	1					U8							
	Sub Total	3												
	Nursing Unit													
1.	Senior Nursing Officer	1					U3 (Med-2)							
2.	Nursing Officer/Nursing	1					U4 (Med-2)							
3.	Nursing Officer/Midwifery	1					U4 (Med-2)							
4.	Nursing Officer/Psychiatry	1					U4 (Med-2)							
5.	Nursing Officer/Public Health	1					U4 (Med-2)							
6.	Nursing Officer/Critical Care	1					U4 (Med-2)							
7.	Assistant Nursing Officer/Nursing	6					U5 (Med)							
8.	Assistant Nursing Officer/Midwifery	6					U5 (Med)							
9.	Assistant Nursing Officer/Psychiatry	2					U5 (Med)							
10.	Assistant Nursing Officer/Public Health Nurse	1					U5 (Med)							
11.	Assistant Nursing Officer/Critical Care	1					U5 (Med)							
12.	Assistant Nursing Officer/Palliative care	1					U5 (Med)							
13.	Senior Enrolled Nurse/Midwifery	3					U6 (Med)							
14.	Senior Enrolled Nurse/Nursing	3					U6 (Med)							
15.	Enrolled Nurse	8					U7 (Med)							
16.	Enrolled Nurse/Psychiatry	2					U7 (Med)							
17.	Enrolled Nurse/ Critical Care	2					U7 (Med)							
19.	Enrolled Midwife	8					U7 (Med)							
	Sub Total	49												
	Grand Total	130												

S/N	Position	Approved Posts	Filled	Vacant	Retiring	No. to Recruit	Salary Scale	Monthly Basic Salary	Allowances	Monthly Gross pay	Annual Cost for filled post	Annual Cost for vacant post	Annual Cost for planned recruitment	Annual Cost + for planned Recruitment	
	Health Centre III														
1.	Senior Medical Superintendent	1					U3 (Med-1)								
2.	Medical Officer	3					U4 (Med-1)								
3.	Senior Clinical Officer	1					U4 (Med-2)								
4.	Nursing Officer/Nursing	1					U4 (Med-2)								
5.	Sonographer	1					U4 (Med-2)								
6.	Counsellor	1					U4L								
7.	Clinical Officer	2					U5 (Med)								
8.	Assistant Nursing Officer/Nursing	1					U5 (Med)								
9.	Assistant Nursing Officer/Psychiatry	1					U5 (Med)								
10.	Assistant Nursing Officer/Midwifery	2					U5 (Med)								
11.	Assistant Nursing Officer/Public Health	1					U5 (Med)								
12.	Assistant Nursing Officer/Palliative Care	3					U5 (Med)								
13.	Assistant Health Educator	1					U5 (Med)								
14.	Assistant Vector Control Officer	1					U5 (Med)								
15.	Laboratory Technician	2					U5 (Med)								
16.	Pharmacy Technician	2					U5 (SC)								
17.	Health Inspector	5					U5 (SC)								
18.	Sign Language Interpreter	3					U5L								
19.	Enrolled Midwife	33					U7 (Med)								
20.	Enrolled Nurse/Psychiatry						U7 (Med)								
21.	Enrolled Nurse/Critical Care						U7 (Med)								
22.	Enrolled Nurse	1					U7 (Med)								
23.	Laboratory Assistant	1					U7 (Med)								
24.	Hygiene Assistant	2					U7 (Med)								
25.	Health Assistant						U7 (Med)								
26.	Health Information Assistant						U7U								
27.	Driver	2					U8								
28.	Askari	3					U8								
29.	Porter	1					U8								
	TOTAL	55													

S/N	Position	Approved Posts	Filled	Vacant	Retiring	No. to Recruit	Salary Scale	Monthly Basic Salary	Allowances	Monthly Gross pay	Annual Cost for filled post	Annual Cost for vacant post	Annual Cost for planned recruitment	Annual Cost + for planned Recruitment
	Health Centre II													
1	Enrolled Nurse	1					U7							
2	Enrolled Midwife	1					U7							
3	Health assistant	1					U7							
4	Nursing Assistant	2					U8							
5	Askari	2					U8 (Lower)							
6	Porter	2					U8 (Lower)							
7	Sub Total	9												
	Grand Total													

NB: (i) Fill out a form for Each Cost Centre

(ii) Grand total of Annual Cost filled posts + Annual Cost Number to Recruit – Annual Cost Number retiring should Equal approved wage budget

Capacity Building

Table 20: Monitoring staff on training

Name of Officer	Title	Facility attached to	Study Leave Approved	Type of training attended	Duration	Institution	Start Date	End Date

Table 21: Public Health Infrastructure (Use a column for each facility)

Type of Infrastructure		Public Health Facility Name									
		Hosp.... HC IV HC III HC II						
OPD											
Inpatient Wards	Bed capacity: Total Beds										
	Maternity: beds										
	Medical: beds										
	Surgical: beds										
	Paediatric: beds										
	Obs/Gyn: beds										
	TB: beds										
	ICU: Beds										
Maternity											
Operating theatre											
Laboratory											
X-ray unit											
Dental unit											
Blood bank											
Pharmacy											
Store											
Mortuary											
Staff Houses	With one bed room										
	With two bed rooms										
	With three bed rooms										
	Toilet stances										
	Water supply										
	Electricity										
Incinerator											
Kitchen											
Placenta pit											
Toilet stances											
Water sources											
Electricity											
Waste bins											
Patient's shade											
Fence											
Year of Construction											

Year Last Rehabilitated													
General Comments													

Table 22: PNFP/Private Health Infrastructure

Type of Infrastructure		PNFP Health Facility Name											
		Hosp.	HC IV	HC III	HC II								
OPD													
Inpatient Ward	Bed capacity: Total beds												
	Maternity: beds												
	Medical: beds												
	Surgical												
	Paediatric: beds												
	Obs/Gyn: beds												
	TB: beds												
	ICU: Beds												
Maternity													
Operating theatre													
Laboratory													
X-ray unit													
Dental unit													
Blood bank													
Pharmacy													
Store													
Mortuary													
Staff houses	With one bed room												
	With two bed rooms												
	With three bed rooms												
	Toilet stances												
	Water supply												
	Electricity												
Incinerator													
Kitchen													
Placenta pit													
Toilet stances													
Water sources													
Electricity													
Waste bins													
Patient's shade													
Fence													

Year of Construction													
Year of last Rehabilitation													
Ownership													
General Comments													

Section 6: Situation Analysis & Evidence Based Prioritisation

6.1 Key Achievements in previous FY

6.2 Challenges

Table 36: Strengths, Weaknesses, Opportunities and Threats (SWOT Analysis)

Strength (Internal Positive)	Opportunities (External Positive)
(i) (ii) (iii) (iv)	(i) (ii) (iii) (iv)
Weaknesses (Internal Negative)	Threats (External Negative)
(i) (ii) (iii) (iv)	(i) (ii) (iii) (iv)

Figure 3: Bottlenecks Analysis

Insert Bar Graphs for bottlenecks analysis (sample indicators provided in table 24)

Table 37: sample indicators for Bottlenecks Analysis

Commodities	Human Resource	Physical access	Initial Utilisation	Continuous Utilisation	Quality or Effective Coverage
Availability of Pregnancy Test Kits (% of days in a quarter stock lasts)	Posts filled for medical staff (%)	% of villages with a functional VHT	ANC 1 st visit in first trimester (%)	ANC 4 coverage (%)	Deliveries in Health Facilities (%)
Availability of measles vaccine (% of days in a quarter stock lasts)	Posts filled for doctors (%)	% of parishes with a health facility	DPT Hib HeP 1 coverage (%)	DPT Hib Hep 3 coverage (%)	% of children that are fully immunized

Commodities	Human Resource	Physical access	Initial Utilisation	Continuous Utilisation	Quality or Effective Coverage
Availability of Partographs (% days in quarter the stock lasts)	Posts filled for Midwives	% of sub counties / TCs / Divisions with a HC III	Deliveries in Health Facility (%)	Post Natal Care @ 24 hours (%)	Post Natal care @ 6 days
% of Health Facilities (including HC IIs) with adequate stocks of HIV test Kits)	Post filled for health promotion and Environmental health staff		% of expected pregnant women that are tested for HIV	% of HIV + pregnant women receiving ARVs for PMTCT during Pregnancy or delivery	% of exposed babies tested for HIV at 18 months

Table 38: Cause and Management Analysis of Identified Bottlenecks

Bottleneck					
Immediate Cause					
Underlying Cause					
Root Cause					
Proposed Solution					
Activities to address proposed solution					
Monitoring, Evaluation & Learning Activities					

Table 39: Prioritization Matrix

Solution	Feasibility			Affordability		Acceptability		Equity		Score
	Is there supportive policy?	Is there capacity to implement?	Does it mitigate against climate change	Is it cost-effective?	Can you fund it?	Is it acceptable to communities	Is it acceptable to health system stakeholders?	Does it benefit the poor more?	Does it benefit women more?	

Section 7: Annual Workplan Programming

Table 40: Annual Work plan Template

Service Area	Budget Output Code	Budget Output	Indicator	Baseline (Previous FY)	Target	Means of verification	Activities	Item Code	Item Description	Annual Budget (Millions)	Budget Source	Quarterly Budgets (Millions)				Resp. Unit/ Officer
												Q1	Q2	Q3	Q4	

- (i) Use program, sub program, objectives, interventions and sub intervention plus their respective codes from the PIAP
- (ii) Use Output and Output codes from the program budgeting system (PBS) software
- (iii) Include indicators in PIAP and other indicators relevant for your specific activities
- (iv) Select Item and Item Codes from the chart of accounts.
- (v) The total planned expenditure must equal the total budget from all grants.

Annex 10: Health subprogramme Local Government Indicative Planning Figures (IPF's) for FY 2023/24

12 Human Capital Development															
Vote Code	Local Government	Health	Health - Wage Conditional Grant	Health - Non Wage Conditional Grant	o/w PHC - NWR (Government)	o/w PHC - NWR (PNFP)	o/w PHC- Hospital NWR(Government)	o/w PHC- Hospital NWR (PNFP)	o/w PHC- DHO allocation	o/w PHC - NWR (Results-based)	o/w PHC- DHO allocation (Results-based)	Health - Development Conditional Grant	o/w Health Development - Facility upgrades	o/w Health Development - Formula and performance part	Transitional Development - Health
601	Arua city	5,205,562,196	4,334,941,491	772,887,988	436,144,886	39,584,145	0	0	52,560,800	237,094,183	7,503,973	97,732,717	0	97,732,717	0
602	Fort-Portal city	3,743,073,488	2,960,133,950	589,185,523	172,350,768	10,977,819	0	278,497,915	37,357,417	85,986,016	4,015,588	193,754,015	160,000,000	33,754,015	0
603	Gulu city	2,216,816,326	1,505,054,259	647,715,077	248,218,575	27,461,251	0	242,801,190	44,405,955	80,505,186	4,322,920	64,046,990	0	64,046,990	0
604	Hoima city	1,321,154,864	977,996,943	295,487,857	156,925,590	22,744,958	0	0	36,493,965	73,948,705	5,374,639	47,670,065	0	47,670,065	0
605	Jinja city	7,713,795,120	6,938,425,415	696,793,777	377,812,309	32,001,057	0	0	56,764,064	221,245,464	8,970,884	78,575,928	0	78,575,928	0
606	Lira city	2,990,912,117	1,155,042,619	674,451,969	278,757,455	35,843,152	0	102,146,559	46,441,486	205,779,475	5,483,842	1,161,417,529	1,110,000,000	51,417,529	0
607	Masaka city	2,969,155,033	2,062,635,500	649,188,870	232,665,179	23,194,422	0	242,517,766	44,713,265	99,408,279	6,689,960	257,330,663	185,000,000	72,330,663	0
608	Mbale city	7,216,558,223	6,271,575,333	862,744,187	333,684,776	37,804,505	0	134,298,191	52,618,883	296,366,753	7,971,079	82,238,703	0	82,238,703	0
609	Mbarara city	3,096,544,115	2,065,214,564	957,880,247	233,588,324	103,749,533	0	373,026,614	47,784,289	191,612,850	8,118,636	73,449,304	0	73,449,304	0
610	Soroti city	2,226,837,161	1,983,459,649	213,371,325	101,731,273	7,625,870	0	0	32,469,883	67,972,607	3,571,692	30,006,187	0	30,006,187	0
701	Apac Municipal Council	386,271,506	297,552,920	88,718,586	73,420,376	0	0	0	15,298,209	0	0	0	0	0	0
702	Bugiri Municipal Council	548,102,460	373,929,448	85,093,719	46,127,418	0	0	0	13,484,863	18,727,228	6,754,211	89,079,293	0	89,079,293	0
703	Bushenyi-Ishaka Municipal Council	1,358,117,674	1,148,202,408	143,529,585	67,230,515	0	0	0	15,937,394	51,120,230	9,241,447	66,385,681	0	66,385,681	0
704	Busia Municipal Council	2,493,998,880	1,056,359,767	166,705,447	74,177,241	0	0	0	14,230,839	71,513,108	6,784,260	1,270,933,666	1,110,000,000	160,933,666	0
705	Entebbe Municipal Council	1,091,999,280	739,573,458	184,479,075	113,562,363	0	0	0	20,549,174	42,207,860	8,159,679	167,946,746	0	167,946,746	0
706	Ibanda Municipal Council	2,184,870,915	1,800,309,200	270,301,736	141,045,772	10,370,617	0	0	28,794,471	78,248,838	11,842,039	114,259,979	0	114,259,979	0
707	Iganga Municipal Council	1,116,459,539	928,007,829	153,414,222	74,150,362	11,963,265	0	0	16,602,463	46,616,950	4,081,183	35,037,488	0	35,037,488	0
708	Kabale Municipal Council	1,627,414,761	1,318,128,997	132,716,435	73,243,748	0	0	0	16,309,541	32,509,391	10,653,755	176,569,330	80,000,000	96,569,330	0
709	Kamuli Municipal Council	903,373,771	654,742,264	129,690,770	80,239,359	9,727,676	0	0	17,227,012	18,446,933	4,049,790	118,940,737	0	118,940,737	0

12 Human Capital Development															
Vote Code	Local Government	Health	Health - Wage Conditional Grant	Health - Non Wage Conditional Grant	o/w PHC - NWR (Government)	o/w PHC - NWR (PNFP)	o/w PHC- Hospital NWR(Government)	o/w PHC- Hospital NWR (PNFP)	o/w PHC- DHO allocation	o/w PHC - NWR (Results-based)	o/w PHC- DHO allocation (Results-based)	Health - Development Conditional Grant	o/w Health Development - Facility upgrades	o/w Health Development - Formula and performance part	Transitional Development - Health
710	Kapchorwa Municipal Council	1,214,540,698	1,031,378,593	98,468,065	56,748,668	0	0	0	17,785,877	14,722,123	9,211,398	84,694,040	0	84,694,040	0
711	Kasese Municipal Council	6,045,109,836	5,294,801,357	710,402,185	144,074,886	23,589,275	0	282,721,540	25,462,048	228,218,226	6,336,211	39,906,294	0	39,906,294	0
712	Kira Municipal Council	3,252,291,907	1,034,840,769	740,822,700	431,349,753	81,135,147	0	0	43,729,261	178,138,451	6,470,088	1,476,628,437	1,060,000,000	416,628,437	0
713	Kisoro Municipal Council	391,507,364	293,836,594	48,523,999	20,191,255	0	0	0	11,879,481	7,024,681	9,428,582	49,146,771	0	49,146,771	0
714	Kitgum Municipal Council	509,597,047	333,729,645	90,056,859	49,967,450	8,067,550	0	0	14,599,833	12,771,254	4,650,772	85,810,543	0	85,810,543	0
715	Koboko Municipal Council	2,146,615,216	1,678,653,664	218,539,403	99,571,360	54,081,860	0	0	17,670,332	41,595,322	5,620,528	249,422,149	185,000,000	64,422,149	0
716	Kotido Municipal Council	1,658,323,972	1,376,965,420	187,442,760	93,108,119	30,534,482	0	0	19,024,256	36,300,708	8,475,194	93,915,793	0	93,915,793	0
717	Kumi Municipal Council	1,713,165,573	1,506,588,678	122,173,382	59,462,663	0	0	0	13,320,075	44,409,332	4,981,313	84,403,513	0	84,403,513	0
718	Lugazi Municipal Council	1,196,722,486	753,016,378	262,091,897	134,473,569	18,439,045	0	0	22,090,946	79,048,854	8,039,482	181,614,211	0	181,614,211	0
719	Makindye-Ssabagabo Municipal Council	2,115,236,976	1,177,034,170	665,343,090	434,724,752	37,182,395	0	0	39,944,770	148,041,412	5,449,762	272,859,716	80,000,000	192,859,716	0
720	Masindi Municipal Council	1,590,708,022	1,163,248,296	210,316,053	139,536,369	12,661,792	0	0	23,786,984	24,278,134	10,052,773	217,143,674	0	217,143,674	0
721	Mityana Municipal Council	1,522,762,408	1,228,868,913	255,882,110	129,263,505	32,481,819	0	0	27,290,180	58,390,589	8,456,017	38,011,385	0	38,011,385	0
722	Moroto Municipal Council	571,129,378	532,629,134	38,500,244	25,419,990	0	0	0	13,080,254	0	0	0	0	0	0
723	Mubende Municipal Council	1,153,085,904	619,509,159	187,945,533	130,534,171	0	0	0	22,476,666	27,910,043	7,024,653	345,631,212	0	345,631,212	0
724	Mukono Municipal Council	2,832,097,415	2,262,808,231	330,987,202	184,583,752	50,208,203	0	0	25,946,034	63,358,438	6,890,775	238,301,982	80,000,000	158,301,982	0

12 Human Capital Development															
Vote Code	Local Government	Health	Health - Wage Conditional Grant	Health - Non Wage Conditional Grant	o/w PHC - NWR (Government)	o/w PHC - NWR (PNFP)	o/w PHC- Hospital NWR(Government)	o/w PHC- Hospital NWR (PNFP)	o/w PHC- DHO allocation	o/w PHC - NWR (Results-based)	o/w PHC- DHO allocation (Results-based)	Health - Development Conditional Grant	o/w Health Development - Facility upgrades	o/w Health Development - Formula and performance part	Transitional Development - Health
725	Nansana Municipal Council	5,522,683,899	4,127,341,185	962,302,472	557,702,148	45,384,798	0	0	53,213,186	294,187,663	11,814,678	433,040,242	80,000,000	353,040,242	0
726	Nebbi Municipal Council	1,076,612,358	1,063,742,045	12,870,313	0	0	0	0	12,870,313	0	0	0	0	0	0
727	Njeru Municipal Council	1,687,068,938	1,200,760,163	389,825,267	213,222,554	23,793,281	0	0	32,869,209	111,861,164	8,079,059	96,483,508	0	96,483,508	0
728	Ntungamo Municipal Council	1,145,878,832	1,043,292,882	89,039,452	41,490,502	0	0	0	12,837,164	30,819,082	3,892,704	13,546,498	0	13,546,498	0
729	Rukungiri Municipal Council	2,542,576,588	1,960,155,635	167,747,462	66,443,428	9,121,797	0	0	19,026,159	69,006,612	4,149,466	14,673,492	0	14,673,492	400,000,000
730	Sheema Municipal Council	2,901,739,580	2,132,608,320	253,754,392	119,116,483	9,007,043	0	0	24,299,459	96,031,891	5,299,516	115,376,868	80,000,000	35,376,868	400,000,000
731	Tororo Municipal Council	1,418,223,564	1,189,145,840	111,113,196	58,526,493	0	0	0	17,142,424	31,852,066	3,592,213	117,964,527	80,000,000	37,964,527	0
801	Abim District	6,187,489,749	5,117,331,391	942,289,631	351,225,696	33,174,790	422,436,350	0	56,058,158	69,806,281	9,588,355	127,868,727	0	127,868,727	0
802	Adjumani District	11,910,427,847	10,096,274,726	1,646,950,325	734,073,029	67,354,097	497,231,016	0	92,851,695	242,787,243	12,653,244	167,202,796	0	167,202,796	0
803	Agago District	9,612,895,638	8,033,323,255	1,363,115,265	570,518,910	0	0	488,852,489	83,728,746	207,797,588	12,217,532	216,457,118	80,000,000	136,457,118	0
804	Alebtong District	5,152,242,187	4,008,775,176	841,432,012	479,823,006	45,804,564	0	0	61,413,996	243,399,431	10,991,015	302,034,999	185,000,000	117,034,999	0
805	Amolatar District	4,855,353,054	3,266,515,997	937,529,139	269,934,202	20,215,691	0	443,679,027	44,649,799	151,479,508	7,570,912	451,307,918	385,000,000	66,307,918	200,000,000
806	Amudat District	3,652,040,179	2,793,032,856	791,014,823	309,572,537	30,423,274	0	330,184,235	46,461,459	69,105,195	5,268,123	67,992,500	0	67,992,500	0
807	Amuria District	6,141,922,340	4,740,587,984	973,277,529	300,114,482	35,521,689	413,787,828	0	54,153,004	163,345,258	6,355,267	428,056,827	370,000,000	58,056,827	0
808	Amuru District	6,591,458,702	5,808,495,127	716,284,412	422,241,435	37,992,109	0	0	65,628,676	183,158,611	7,263,581	66,679,163	0	66,679,163	0
809	Apac District	7,299,068,461	6,271,098,400	858,325,666	217,497,799	19,633,019	417,943,110	0	45,776,519	147,688,857	9,786,362	169,644,395	80,000,000	89,644,395	0
810	Arua District	3,203,327,095	2,513,270,838	630,277,217	206,200,246	15,907,757	0	264,679,580	38,812,247	98,483,238	6,194,149	59,779,040	0	59,779,040	0
811	Budaka District	5,296,083,237	4,315,900,499	827,860,666	376,262,681	29,450,175	0	0	52,746,416	356,342,486	13,058,907	152,322,072	0	152,322,072	0
812	Bududa District	9,694,348,037	6,699,512,874	1,570,285,966	466,688,733	39,277,667	605,848,370	0	58,457,332	388,212,866	11,800,997	1,424,549,198	1,260,000,000	164,549,198	0
813	Bugiri District	10,367,489,485	8,507,941,661	1,641,077,752	696,084,576	58,572,945	532,127,985	0	89,984,673	252,288,049	12,019,525	218,470,072	0	218,470,072	0

12 Human Capital Development															
Vote Code	Local Government	Health	Health - Wage Conditional Grant	Health - Non Wage Conditional Grant	o/w PHC - NWR (Government)	o/w PHC - NWR (PNFP)	o/w PHC - Hospital NWR (Government)	o/w PHC - Hospital NWR (PNFP)	o/w PHC - DHO allocation	o/w PHC - NWR (Results-based)	o/w PHC - DHO allocation (Results-based)	Health - Development Conditional Grant	o/w Health Development - Facility upgrades	o/w Health Development - Formula and performance part	Transitional Development - Health
814	Bugweri District	3,599,327,930	2,953,240,487	514,583,091	290,821,808	27,247,780	0	0	52,462,009	140,169,783	3,881,711	131,504,352	80,000,000	51,504,352	0
815	Buhweju District	4,423,986,029	3,292,225,321	519,661,199	306,896,590	26,847,192	0	0	47,818,844	131,699,577	6,398,997	426,848,773	375,000,000	51,848,773	185,250,736
816	Buikwe District	6,183,557,545	4,972,244,706	1,077,268,818	204,320,307	22,162,703	317,649,659	364,171,690	46,456,756	114,442,325	8,065,379	134,044,021	80,000,000	54,044,021	0
817	Bukedea District	4,940,279,268	3,599,737,616	737,395,693	381,544,796	37,912,914	0	0	53,065,139	255,310,507	9,562,338	303,145,959	185,000,000	118,145,959	300,000,000
818	Bukomansimbi District	3,136,043,643	2,720,763,890	373,808,597	178,804,341	47,773,303	0	0	40,120,043	98,284,776	8,826,134	41,471,156	0	41,471,156	0
819	Bukwo District	6,447,880,059	4,945,840,138	493,200,662	279,746,968	23,134,348	0	0	50,668,293	132,775,423	6,875,630	1,008,839,259	955,000,000	53,839,259	0
820	Bulambuli District	8,669,477,163	6,349,706,550	749,065,467	406,040,344	28,107,846	0	0	60,881,894	246,886,623	7,148,759	1,570,705,146	1,495,000,000	75,705,146	0
821	Buliisa District	6,077,270,867	5,012,358,951	799,965,899	299,427,021	0	346,745,113	0	42,717,899	103,319,162	7,756,703	264,946,016	185,000,000	79,946,016	0
822	Bundibugyo District	11,829,299,568	9,658,878,259	1,429,662,502	570,805,067	53,141,204	448,227,449	0	71,838,658	273,108,892	12,541,232	740,758,807	610,000,000	130,758,807	0
823	Bunyangabu District	5,018,574,161	4,277,552,865	581,037,035	282,810,515	23,450,026	0	0	50,346,165	214,820,230	9,610,099	159,984,261	80,000,000	79,984,261	0
824	Bushenyi District	5,253,519,479	4,054,515,419	976,498,607	245,043,383	19,233,138	0	446,433,087	54,655,287	197,356,315	13,777,398	222,505,453	80,000,000	142,505,453	0
825	Busia District	8,552,726,829	6,689,887,180	1,526,485,914	421,211,420	33,976,670	535,910,951	201,819,010	66,809,022	254,534,470	12,224,372	336,353,735	185,000,000	151,353,735	0
826	Butaleja District	8,822,416,655	7,299,113,668	1,331,472,183	429,625,446	35,314,898	526,689,822	0	61,818,891	268,459,446	9,563,682	191,830,804	80,000,000	111,830,804	0
827	Butambala District	5,832,563,718	5,174,222,959	618,470,026	134,235,973	13,621,445	348,186,439	0	40,870,154	76,014,761	5,541,253	39,870,734	0	39,870,734	0
828	Butebo District	3,392,492,076	2,833,861,400	489,854,273	186,656,315	14,184,819	0	149,107,090	36,849,656	94,127,775	8,928,619	68,776,403	0	68,776,403	0
829	Buvuma District	4,829,578,836	3,618,647,764	499,668,098	315,950,128	27,197,229	0	0	47,244,224	102,519,618	6,756,898	711,262,973	635,000,000	76,262,973	0
830	Buyende District	4,240,134,601	2,745,114,963	1,229,343,521	721,791,288	102,663,538	0	0	78,654,039	317,553,271	8,681,385	265,676,116	80,000,000	185,676,116	0
831	Dokolo District	4,919,234,284	3,983,245,189	587,824,315	299,144,773	21,482,071	0	0	49,221,106	209,991,606	7,984,759	348,164,780	265,000,000	83,164,780	0
832	Gomba District	3,969,821,344	3,158,353,050	566,879,164	320,187,992	25,310,439	0	0	51,530,194	163,000,806	6,849,733	244,589,130	185,000,000	59,589,130	0
833	Gulu District	4,219,361,468	3,491,799,092	461,623,617	296,868,587	0	0	0	50,964,247	104,576,697	9,214,085	265,938,759	185,000,000	80,938,759	0
834	Hoima District	5,128,499,758	4,336,986,907	652,289,508	395,099,274	31,831,389	0	0	56,161,414	158,621,607	10,575,824	139,223,343	0	139,223,343	0
835	Ibanda District	4,705,802,861	3,576,353,045	856,026,575	246,057,537	0	0	431,563,042	51,456,797	111,528,628	15,420,571	273,423,241	80,000,000	193,423,241	0
836	Iganga District	10,479,534,289	8,964,367,268	1,368,547,953	472,772,477	47,697,528	546,713,165	0	72,383,717	219,246,617	9,734,448	146,619,069	0	146,619,069	0

12 Human Capital Development															
Vote Code	Local Government	Health	Health - Wage Conditional Grant	Health - Non Wage Conditional Grant	o/w PHC - NWR (Government)	o/w PHC - NWR (PNFP)	o/w PHC- Hospital NWR(Government)	o/w PHC- Hospital NWR (PNFP)	o/w PHC- DHO allocation	o/w PHC - NWR (Results-based)	o/w PHC- DHO allocation (Results-based)	Health - Development Conditional Grant	o/w Health Development - Facility upgrades	o/w Health Development - Formula and performance part	Transitional Development - Health
837	Isingiro District	11,159,225,220	8,985,374,777	1,673,707,437	964,022,333	74,332,899	0	0	117,937,460	496,401,127	21,013,617	500,143,006	0	500,143,006	0
838	Jinja District	10,900,771,086	9,406,171,408	1,374,136,667	358,180,846	33,948,344	315,922,174	442,839,492	68,304,388	144,035,058	10,906,364	120,463,011	0	120,463,011	0
839	Kaabong District	5,385,260,646	4,381,612,544	923,442,117	348,062,964	30,708,391	405,364,714	0	59,890,044	69,284,077	10,131,927	80,205,984	0	80,205,984	0
840	Kabale District	7,856,947,699	6,697,692,538	841,338,189	343,922,002	26,068,510	0	243,317,586	73,110,292	141,650,548	13,269,251	317,916,973	185,000,000	132,916,973	0
841	Kabarole District	6,231,976,627	4,012,347,097	530,229,905	304,467,503	23,915,711	0	0	52,440,111	137,205,417	12,201,163	1,689,399,625	1,560,000,000	129,399,625	0
842	Kaberamaido District	4,183,852,581	3,386,753,013	693,721,064	167,956,907	17,926,125	361,366,757	0	37,807,528	98,270,907	10,392,841	103,378,503	0	103,378,503	0
843	Kagadi District	9,004,292,188	7,204,922,898	1,658,432,557	610,082,807	63,353,378	524,645,967	0	75,483,788	372,819,851	12,046,765	140,936,733	0	140,936,733	0
844	Kakumiro District	9,378,717,793	5,560,572,887	1,395,392,035	759,119,179	69,672,397	0	0	80,849,355	472,682,669	13,068,435	2,422,752,871	2,220,000,000	202,752,871	0
845	Kalaki District	3,700,253,850	3,052,791,228	600,555,298	172,130,305	0	0	307,593,209	35,197,103	81,912,743	3,721,938	46,907,324	0	46,907,324	0
846	Kalangala District	5,975,018,824	5,296,767,128	345,741,343	206,926,446	15,332,311	0	0	41,391,364	74,174,745	7,916,477	332,510,354	290,000,000	42,510,354	0
847	Kaliro District	5,305,299,687	4,300,533,774	743,521,344	425,971,942	41,823,162	0	0	57,566,382	205,487,437	12,672,421	261,244,569	80,000,000	181,244,569	0
848	Kalungu District	4,721,113,009	3,742,243,553	918,916,671	223,075,368	43,174,883	0	433,394,426	47,133,483	162,852,784	9,285,727	59,952,785	0	59,952,785	0
849	Kamuli District	14,422,635,779	12,098,425,277	2,142,038,258	715,594,781	74,343,643	547,875,496	289,284,444	96,353,023	404,442,163	14,144,707	182,172,244	0	182,172,244	0
850	Kamwenge District	9,470,361,397	7,752,644,296	1,429,022,791	516,705,622	49,856,599	455,150,703	0	69,479,239	320,504,746	17,325,881	288,694,311	0	288,694,311	0
851	Kanungu District	10,980,481,846	9,216,779,874	1,622,693,575	549,211,725	90,029,036	364,224,949	300,000,000	86,319,738	219,667,582	13,240,546	141,008,398	0	141,008,398	0
852	Kapchorwa District	7,041,068,064	6,146,978,848	819,923,365	115,454,266	7,631,652	600,871,140	0	35,961,711	49,473,847	10,530,750	74,165,851	0	74,165,851	0
853	Kapelebyong District	3,548,880,252	1,743,695,663	387,381,083	242,265,117	19,978,099	0	0	43,558,630	78,188,511	3,390,725	1,417,803,506	1,375,000,000	42,803,506	0
854	Karenga District	3,159,638,191	2,454,705,633	289,013,391	190,927,074	14,667,570	0	0	37,992,850	38,572,012	6,853,886	415,919,167	370,000,000	45,919,167	0
855	Kasanda District	4,943,722,916	3,744,594,318	872,120,458	412,796,127	42,733,092	0	0	64,925,430	339,501,535	12,164,274	327,008,140	185,000,000	142,008,140	0
856	Kasese District	22,679,339,785	19,220,103,584	2,769,139,439	1,361,066,601	133,380,993	341,709,958	136,916,938	164,457,860	613,359,455	18,247,634	690,096,762	455,000,000	235,096,762	0
857	Katakwi District	7,026,973,210	5,732,894,624	926,799,048	264,694,923	26,053,893	428,024,751	0	53,353,479	144,269,633	10,402,369	367,279,537	265,000,000	102,279,537	0
858	Kayunga District	8,196,118,814	6,965,458,870	994,088,683	556,020,423	44,662,649	0	0	68,280,139	313,659,167	11,466,304	156,571,261	0	156,571,261	80,000,000
859	Kazo District	5,507,043,318	3,404,020,557	502,299,900	279,684,876	22,453,758	0	0	50,524,637	138,940,609	10,696,020	1,600,722,861	1,480,000,000	120,722,861	0

12 Human Capital Development															
Vote Code	Local Government	Health	Health - Wage Conditional Grant	Health - Non Wage Conditional Grant	o/w PHC - NWR (Government)	o/w PHC - NWR (PNFP)	o/w PHC- Hospital NWR(Government)	o/w PHC- Hospital NWR (PNFP)	o/w PHC- DHO allocation	o/w PHC - NWR (Results-based)	o/w PHC- DHO allocation (Results-based)	Health - Development Conditional Grant	o/w Health Development - Facility upgrades	o/w Health Development - Formula and performance part	Transitional Development - Health
860	Kibaale District	4,997,679,716	3,134,911,518	612,019,793	315,067,282	29,537,922	0	0	44,673,188	211,257,263	11,484,137	1,250,748,405	1,110,000,000	140,748,405	0
861	Kiboga District	8,533,024,140	7,388,855,704	1,005,327,821	267,996,333	20,984,365	488,290,489	0	52,185,437	162,717,991	13,153,207	138,840,615	0	138,840,615	0
862	Kibuku District	5,221,245,334	4,258,145,193	728,596,346	359,483,661	0	0	0	50,324,667	303,244,562	15,543,456	234,503,795	0	234,503,795	0
863	Kikuube District	5,672,622,696	4,436,267,373	1,114,947,523	690,134,571	52,780,164	0	0	74,824,979	288,656,269	8,551,540	121,407,800	0	121,407,800	0
864	Kiruhura District	5,052,098,368	4,033,222,128	782,693,712	252,122,331	17,472,961	0	268,142,985	48,199,425	179,129,636	17,626,373	236,182,528	0	236,182,528	0
865	Kiryandongo District	9,628,116,547	8,172,686,387	1,280,204,532	502,889,842	50,556,869	389,089,568	0	66,340,990	259,075,530	12,251,734	175,225,628	0	175,225,628	0
866	Kisoro District	13,470,128,057	11,771,589,107	1,593,963,519	678,223,244	54,879,996	356,997,221	168,279,868	86,675,553	237,939,952	10,967,685	104,575,431	0	104,575,431	0
867	Kitagwenda District	3,273,443,382	2,707,002,013	471,343,129	242,824,169	21,438,522	0	0	41,956,686	156,871,238	8,252,514	95,098,240	0	95,098,240	0
868	Kitgum District	9,574,477,906	8,297,191,035	1,209,920,688	394,749,001	0	414,965,406	204,207,398	59,913,447	128,574,622	7,510,814	67,366,184	0	67,366,184	0
869	Koboko District	5,946,306,205	4,796,060,905	1,061,258,077	274,259,380	0	613,616,563	0	47,658,896	118,033,474	7,689,765	88,987,223	0	88,987,223	0
870	Kole District	5,763,702,757	3,710,023,400	718,268,637	360,991,271	29,109,218	0	0	49,406,070	267,577,087	11,184,990	1,335,410,720	1,190,000,000	145,410,720	0
871	Kotido District	3,405,966,587	2,062,776,533	893,604,828	311,855,608	0	392,853,414	0	50,112,035	130,869,982	7,913,789	449,585,225	370,000,000	79,585,225	0
872	Kumi District	5,925,533,133	4,739,480,047	1,089,909,313	278,879,334	28,266,133	408,355,815	174,949,799	50,825,175	141,161,820	7,471,237	96,143,774	0	96,143,774	0
873	Kwania District	4,707,559,822	4,032,270,126	599,188,408	290,061,512	24,699,359	0	0	47,399,564	229,283,607	7,744,366	76,101,288	0	76,101,288	0
874	Kween District	5,916,623,477	4,986,722,996	446,114,120	246,787,795	18,684,861	0	0	50,628,503	119,458,329	10,554,631	483,786,362	400,000,000	83,786,362	0
875	Kyankwanzi District	5,347,310,141	4,310,746,989	733,230,501	420,930,773	39,750,824	0	0	59,392,007	203,706,573	9,450,326	303,332,651	185,000,000	118,332,651	0
876	Kyegegwa District	5,696,601,985	3,751,202,149	1,698,215,553	677,835,080	58,030,161	486,888,206	0	73,032,830	391,372,667	11,056,609	247,184,283	0	247,184,283	0
877	Kyenjojo District	10,103,176,675	7,973,086,609	1,765,729,656	681,443,836	84,415,889	459,864,267	0	79,036,144	444,572,474	16,397,046	364,360,410	80,000,000	284,360,410	0
878	Kyotera District	9,723,404,560	8,573,323,990	1,081,141,874	354,119,771	38,643,328	428,501,224	0	72,957,237	179,277,088	7,643,226	68,938,695	0	68,938,695	0
879	Lamwo District	4,811,364,602	3,885,675,254	686,055,063	452,934,867	32,870,653	0	0	61,285,437	133,810,804	5,153,302	239,634,285	185,000,000	54,634,285	0
880	Lira District	4,960,546,755	4,346,751,324	526,751,340	318,429,888	0	0	0	45,904,865	156,048,983	6,367,604	87,044,091	0	87,044,091	0
881	Luuka District	4,396,763,552	3,477,422,688	689,451,140	409,403,820	37,444,304	0	0	67,212,782	163,078,403	12,311,832	229,889,724	80,000,000	149,889,724	0
882	Luwero District	13,441,656,844	11,442,930,277	1,793,583,780	694,773,572	96,597,271	352,662,922	119,823,701	103,093,937	409,635,813	16,996,564	205,142,787	0	205,142,787	0

12 Human Capital Development															
Vote Code	Local Government	Health	Health - Wage Conditional Grant	Health - Non Wage Conditional Grant	o/w PHC - NWR (Government)	o/w PHC - NWR (PNFP)	o/w PHC - Hospital NWR (Government)	o/w PHC - Hospital NWR (PNFP)	o/w PHC - DHO allocation	o/w PHC - NWR (Results-based)	o/w PHC - DHO allocation (Results-based)	Health - Development Conditional Grant	o/w Health Development - Facility upgrades	o/w Health Development - Formula and performance part	Transitional Development - Health
883	Lwengo District	5,717,419,192	4,726,029,315	690,909,634	358,425,457	39,086,015	0	0	54,790,235	226,970,857	11,637,071	300,480,243	185,000,000	115,480,243	0
884	Lyantonde District	7,337,956,046	6,292,101,507	804,871,826	154,461,623	14,618,474	514,782,358	0	44,382,477	67,945,509	8,681,385	240,982,713	185,000,000	55,982,713	0
885	Madi-Okollo District	3,267,153,684	2,612,447,470	498,915,736	285,845,534	28,057,143	0	0	50,399,430	125,892,666	8,720,963	155,790,478	80,000,000	75,790,478	0
886	Manafwa District	6,317,096,776	5,610,466,735	608,110,524	212,092,346	19,951,778	0	0	38,311,137	328,127,331	9,627,933	98,519,516	0	98,519,516	0
887	Maracha District	8,220,575,656	5,922,180,854	808,919,328	297,707,069	22,269,591	0	260,331,524	49,513,574	163,274,143	15,823,426	1,489,475,475	1,295,000,000	194,475,475	0
888	Masaka District	2,954,775,495	2,568,635,375	303,624,420	159,570,295	14,669,012	0	0	38,310,415	79,854,163	11,220,536	82,515,700	0	82,515,700	0
889	Masindi District	8,315,652,908	7,284,043,592	919,180,021	344,139,925	0	390,032,144	0	56,773,172	118,944,228	9,290,552	112,429,296	0	112,429,296	0
890	Mayuge District	9,308,015,667	6,835,687,320	1,959,897,524	962,847,130	74,955,538	0	454,455,704	104,781,804	351,197,069	11,660,279	512,430,823	305,000,000	207,430,823	0
891	Mbale District	7,138,062,828	6,299,474,926	701,258,326	340,597,016	26,274,097	0	0	56,566,826	265,549,597	12,270,790	137,329,575	0	137,329,575	0
892	Mbarara District	4,903,924,055	4,310,217,811	426,147,208	221,727,724	16,226,899	0	0	44,924,304	129,944,308	13,323,974	167,559,036	0	167,559,036	0
893	Mitooma District	4,728,661,527	4,079,088,461	558,167,471	259,699,033	24,931,191	0	0	48,534,884	214,288,630	10,713,732	91,405,596	0	91,405,596	0
894	Mityana District	11,890,355,622	10,504,212,720	1,145,904,665	382,157,756	42,706,702	463,398,709	0	65,681,988	176,056,931	15,902,580	240,238,237	80,000,000	160,238,237	0
895	Moroto District	3,565,769,120	2,747,837,817	393,754,746	239,571,069	54,557,385	0	0	44,874,574	45,921,431	8,830,287	424,176,557	370,000,000	54,176,557	0
896	Moyo District	7,550,348,598	6,521,527,464	773,659,192	216,006,110	21,305,127	401,854,888	0	54,478,681	69,999,967	10,014,418	255,161,942	185,000,000	70,161,942	0
897	Mpigi District	7,464,026,487	6,345,555,787	1,034,769,818	339,418,613	50,695,110	0	305,566,172	58,990,259	269,224,814	10,874,850	83,700,882	0	83,700,882	0
898	Mubende District	6,052,645,021	4,408,349,385	1,076,021,634	659,054,556	54,014,489	0	0	81,409,336	270,086,477	11,456,776	268,274,002	80,000,000	188,274,002	300,000,000
899	Mukono District	9,507,215,431	7,644,356,680	1,720,564,201	623,442,822	59,446,414	370,442,325	238,442,432	86,996,187	330,191,153	11,602,869	142,294,550	0	142,294,550	0
900	Nabilatuk District	2,147,570,411	1,663,062,119	403,190,172	264,886,935	22,857,525	0	0	39,683,053	68,796,761	6,965,898	81,318,120	0	81,318,120	0
901	Nakapiripirit District	2,572,664,644	2,041,833,346	464,081,116	303,755,405	32,487,015	0	0	44,473,021	75,767,402	7,598,273	66,750,182	0	66,750,182	0
902	Nakaseke District	10,041,763,220	8,575,414,004	1,051,072,588	396,535,696	35,612,099	342,057,147	79,237,941	61,032,897	125,659,051	10,937,757	115,276,628	0	115,276,628	300,000,000
903	Nakasongola District	6,381,417,350	5,679,851,092	621,973,666	348,012,189	31,156,444	0	0	63,681,652	170,100,583	9,022,798	79,592,591	0	79,592,591	0
904	Namayingo District	5,529,648,491	4,501,156,836	859,463,299	507,742,643	44,401,640	0	0	69,923,299	223,197,630	14,198,086	169,028,356	0	169,028,356	0
905	Namisindwa District	3,990,646,711	3,008,927,134	914,484,318	390,726,928	41,412,337	0	0	56,135,319	419,553,976	6,655,758	67,235,259	0	67,235,259	0

12 Human Capital Development															
Vote Code	Local Government	Health	Health - Wage Conditional Grant	Health - Non Wage Conditional Grant	o/w PHC - NWR (Government)	o/w PHC - NWR (PNFP)	o/w PHC- Hospital NWR(Government)	o/w PHC- Hospital NWR (PNFP)	o/w PHC- DHO allocation	o/w PHC - NWR (Results-based)	o/w PHC- DHO allocation (Results-based)	Health - Development Conditional Grant	o/w Health Development - Facility upgrades	o/w Health Development - Formula and performance part	Transitional Development - Health
906	Namutumba District	6,078,091,023	5,066,923,040	793,819,834	472,822,288	46,832,546	0	0	70,756,332	194,538,804	8,869,864	217,348,149	80,000,000	137,348,149	0
907	Napak District	4,051,993,389	3,162,836,851	814,277,449	387,808,322	35,080,438	0	239,532,597	56,447,278	86,810,735	8,598,078	74,879,089	0	74,879,089	0
908	Nebbi District	8,431,686,575	7,114,031,806	1,236,208,250	350,092,451	44,407,991	331,516,783	237,064,490	57,875,619	205,980,885	9,270,031	81,446,519	0	81,446,519	0
909	Ngora District	3,876,603,018	3,079,464,815	707,482,591	211,071,977	15,469,273	0	290,903,109	40,497,640	140,160,564	9,380,027	89,655,612	0	89,655,612	0
910	Ntoroko District	6,759,089,505	6,271,292,817	309,636,945	173,852,512	12,717,236	0	0	33,561,951	85,166,630	4,338,616	178,159,744	150,000,000	28,159,744	0
911	Ntungamo District	14,332,556,656	11,093,923,981	1,600,510,385	622,478,048	46,283,287	452,532,460	0	82,469,042	383,907,290	12,840,258	1,638,122,291	1,480,000,000	158,122,291	0
912	Nwoya District	8,243,366,448	5,657,246,958	1,356,597,452	612,727,626	56,906,305	432,788,674	0	71,130,206	175,099,459	7,945,182	1,229,522,038	1,110,000,000	119,522,038	0
913	Obongi District	3,574,093,092	3,115,409,811	358,432,548	232,305,498	0	0	0	45,330,823	71,168,294	9,627,933	100,250,734	0	100,250,734	0
914	Omoro District	5,637,630,276	4,935,837,921	599,636,665	355,463,922	26,361,545	0	0	56,980,338	150,522,790	10,308,069	102,155,690	0	102,155,690	0
915	Otuke District	3,529,429,637	2,915,904,892	467,376,489	262,887,948	20,523,179	0	0	45,720,510	129,712,369	8,532,484	146,148,255	80,000,000	66,148,255	0
916	Oyam District	8,452,650,888	5,429,219,313	1,446,153,059	566,645,548	47,635,724	0	372,278,134	75,326,623	370,373,588	13,893,442	1,577,278,516	1,375,000,000	202,278,516	0
917	Pader District	6,312,155,206	5,272,069,083	684,582,742	420,047,336	28,572,772	0	0	70,023,026	159,944,259	5,995,349	355,503,381	295,000,000	60,503,381	0
918	Pakwach District	4,137,253,365	3,523,933,559	529,002,293	275,072,308	25,071,054	0	0	49,102,853	171,637,442	8,118,636	84,317,513	0	84,317,513	0
919	Pallisa District	10,100,998,799	8,483,437,600	1,475,682,591	477,367,823	40,288,715	560,905,877	0	62,503,297	323,594,472	11,022,408	141,878,608	0	141,878,608	0
920	Rakai District	10,477,221,198	9,228,549,601	1,139,893,697	396,153,628	41,467,389	433,361,359	0	73,658,798	184,561,328	10,691,195	108,777,899	0	108,777,899	0
921	Rubanda District	6,337,521,313	5,293,309,386	586,742,099	314,534,622	30,371,611	0	0	62,229,018	165,446,996	14,159,852	157,469,828	0	157,469,828	300,000,000
922	Rubirizi District	4,979,868,171	3,110,825,143	403,892,800	197,772,460	14,387,949	0	0	43,317,621	136,998,243	11,416,527	1,465,150,228	1,355,000,000	110,150,228	0
923	Rukiga District	4,457,733,773	4,013,831,028	365,007,364	190,542,607	19,885,329	0	0	51,663,554	89,161,685	13,754,189	78,895,380	0	78,895,380	0
924	Rukungiri District	9,800,253,828	7,856,652,739	1,660,205,888	621,219,206	80,999,209	0	505,967,194	111,855,862	326,959,416	13,205,000	113,395,201	0	113,395,201	170,000,000
925	Rwampara District	5,336,846,737	3,729,832,456	425,218,353	261,163,481	0	0	0	47,885,545	105,926,731	10,242,596	1,181,795,928	1,060,000,000	121,795,928	0
926	Sembabule District	4,902,007,293	3,550,971,639	845,066,828	489,191,817	45,186,416	0	0	67,277,833	231,165,870	12,244,893	305,968,826	160,000,000	145,968,826	200,000,000
927	Serere District	5,679,501,995	4,692,009,531	891,826,280	456,598,308	42,223,566	0	0	60,361,990	324,204,233	8,438,184	95,666,185	0	95,666,185	0
928	Sheema District	7,676,376,421	6,873,722,453	676,075,776	185,680,143	14,124,431	324,993,266	0	44,953,179	93,465,201	12,859,556	126,578,193	0	126,578,193	0
929	Sironko District	8,382,551,200	7,316,334,074	778,235,989	355,604,914	23,484,455	0	0	56,763,179	332,026,268	10,357,174	287,981,138	185,000,000	102,981,138	0
930	Soroti District	4,462,051,045	3,700,253,983	614,094,607	376,304,810	29,629,462	0	0	52,232,925	148,035,486	7,891,924	147,702,455	0	147,702,455	0
931	Terego District	5,590,480,702	3,287,416,579	1,046,777,866	542,792,587	52,458,766	0	186,070,670	68,688,465	185,438,984	11,328,395	1,256,286,257	1,110,000,000	146,286,257	0

12 Human Capital Development															
Vote Code	Local Government	Health	Health - Wage Conditional Grant	Health - Non Wage Conditional Grant	o/w PHC - NWR (Government)	o/w PHC - NWR (PNFP)	o/w PHC - Hospital NWR (Government)	o/w PHC - Hospital NWR (PNFP)	o/w PHC - DHO allocation	o/w PHC - NWR (Results-based)	o/w PHC - DHO allocation (Results-based)	Health - Development Conditional Grant	o/w Health Development - Facility upgrades	o/w Health Development - Formula and performance part	Transitional Development - Health
932	Tororo District	15,112,800,666	12,882,868,695	1,977,928,987	772,575,551	60,418,600	392,382,476	126,956,990	105,817,262	506,653,727	13,124,381	252,002,984	80,000,000	172,002,984	0
933	Wakiso District	14,531,735,723	8,822,479,516	3,107,149,231	1,464,524,191	170,218,106	0	468,355,181	142,992,562	844,272,971	16,786,220	2,602,106,976	2,275,000,000	327,106,976	0
934	Yumbe District	12,128,304,487	8,376,189,243	2,407,072,202	1,549,610,048	141,024,783	0	0	140,993,684	561,349,551	14,094,137	1,345,043,042	1,110,000,000	235,043,042	0
935	Zombo District	6,299,492,677	3,928,594,652	992,249,887	373,155,174	36,826,280	0	296,325,384	55,927,510	221,940,632	8,074,907	1,378,648,138	1,295,000,000	83,648,138	0
	Total	1,020,178,279,903	814,221,577,607	142,119,810,104	61,391,715,950	5,627,113,350	20,507,787,430	11,926,736,390	9,366,456,985	31,635,000,000	1,665,000,000	61,001,641,455	40,500,000,000	20,501,641,455	2,835,250,736

Annex 11: Completion of the construction of the new health facilities commenced in FY 2022/2023

No.	DISTRICT	COUNTY	SUBCOUNTY	Estimate FY 2021/22
1	Kapelebyong	Kapelebyong	Akoromit	900,000,000
2	Bududa	Manjia	Bududa	900,000,000
3	Bulambuli	Elgon	Bukhalu	900,000,000
4	Busia MC	Busia MC	Busia Eastern Division	900,000,000
5	Kabarole	Burahya	Kiko TC	900,000,000
6	Kazo	Kazo	Engari	900,000,000
7	Kibaale	Buyanja	Nyamarunda	900,000,000
8	Kole	Kole North	Okwerodot	900,000,000
9	Kakumiro	Bugangaizi West	Kikwaya	900,000,000
10	Kakumiro	Kakumiro	Kikoola	900,000,000
11	Lira City	Lira City East	Ngetta (Anyomero/Akwiaworo)	900,000,000
12	Maracha	Maracha	Kijomoro	900,000,000
13	Ntungamo	Ruhama	Rukoni West	900,000,000

14	Nwoya	Nwoya	Got Apwoyo	900,000,000
15	Oyam	Oyam North	Iceme (Okwir)	900,000,000
16	Terego	Terego East	Omugo (Wati)	900,000,000
17	Wakiso	Kyadondo East	Kasangati TC	900,000,000
18	Wakiso	Busiro North	Wakiso	900,000,000
19	Yumbe	Aringa	Lodonga TC	900,000,000
20	Zombo	Okoro	Alangi	900,000,000
21	Rwampara	Rwampara	Kibaare	900,000,000
22	Rubirizi	Katerera	Katerera	900,000,000
23	Kiira MC	Bweyogerere	Kirinya HCII	900,000,000
			TOTAL	20,700,000,000

Annex 12: Completion of abandoned sites in selected District Local Governments

No.	DISTRICT	COUNTY	SUBCOUNTY	HEALTH FACILITY	Estimate FY 2021/22
1	Amolatar	Kioga	Muntu	Nakatiti HCIII	120,000,000
2	Bukwo	Kongasis	Bukwo	Amanang	200,000,000
3	Bukwo	Kongasis	Suam	Kwirwot	200,000,000
4	Bulambuli	Elgon	Bulaago	Bulaago	200,000,000
5	Kween	Kween	Kaptum	Kaptum	200,000,000
6	Kween	Kween	Kwosir	Benet	200,000,000
7	Bududa	Manjia	Bushiribo	Budamono	150,000,000
8	Bundibugyo	Bwamba	Bubandi	Tombwe	120,000,000
9	Bundibugyo	Bwamba	Kirumya	Bundimulanyi	120,000,000
10	Ntoroko	Ntoroko	Nombe	Musandama	150,000,000
11	Mayuge	Bunya	Jagusi	Jagusi	120,000,000
12	Pader	Aruu North	Atanga	Lapul ocwida	110,000,000
				TOTAL	1,890,000,000

Annex 13: Provision of staff houses for the health facilities upgraded in FY 2021/2022

No.	District	County	Sub county / TC	Health Facility	Staff House Allocation
1	Alebtong	Ajuri	Adwir	Adwir HC II	185,000,000
2	Amolatar	Kioga	Arwotchek	Arwotchek HC II	185,000,000
3	Amuria	Amuria	Apeduru	Golokwara (Ajaki) HC II	185,000,000
4	Amuria	Amuria	Ogolai	Abeko HC II	185,000,000
5	Buhweju	Buhweju	Bitsya	Bitsya HC II	185,000,000
6	Bukedea	Bukedea	Kachumbala	Nalugai HC II	185,000,000
7	Bukwo	Kongasis	Kamet	Aralam HC II	185,000,000
8	Bukwo	Kongasis	Senendet	Kapkoros HC II	185,000,000
9	Bukwo	Kongasis	Tulel	Tulel HC II	185,000,000

No.	District	County	Sub county / TC	Health Facility	Staff House Allocation
10	Bulambuli	Elgon	Simu	Bukibologoto HC II	185,000,000
11	Buliisa	Buliisa	Kihungya	Kihungya HC II	185,000,000
12	Bundibugyo	Bughendera	Kasitu	Kyondo HC II	185,000,000
13	Bundibugyo	Bwamba	Tokwe	Buhanda HC II	185,000,000
14	Buvuma	Buvuma Islands	Lyabaana	Nkata HC II	185,000,000
15	Buvuma	Buvuma Islands	Nairambi	Lukale HC II	185,000,000
16	Buvuma	Buvuma Islands	Buwooya	Buwooya HC II	185,000,000
17	Dokolo	Dokolo	Okwongodul	Anyacoto HC II	185,000,000
18	Gomba	Gomba	Kabulasoke	Bulwadda HC II	185,000,000
19	Gulu	Aswa	Omel	Omel HCII	185,000,000
20	Kabale	Ndorwa	Kibuga	Karujanga HC II	185,000,000
21	Kabarole	Burahya	Rwengaju	Kidubuli HC II	185,000,000
22	Kabarole	Burahya	Kicwamba	Kicwamba HCII	185,000,000
23	Kapelebyong	Kapelebyong	Okungur	Aeket HC II	185,000,000
24	Kasese	Bukonzo East	Munkunyu	Kabingo HCII	185,000,000
25	Kassanda	Kassanda	Nalutuntu	Kyakatebe HC II	185,000,000
26	Katakwi	Usuk	Usuk	Koritok HC II	185,000,000
27	Kazo	Kazo	Kazo	Kyampangara	185,000,000
28	Kazo	Kazo	Engari	Kyengando HC II	185,000,000
29	Koboko Municipality	Koboko Municipality	Western Division	Lasanga HCII	185,000,000
30	Kyankwanzi	Butemba	Banda	Banda HC II	185,000,000
31	Lamwo	Lamwo	Lokung	Ngomoromo HC II	185,000,000
32	Busia	Samia Bugwe South	Dabani (south)	Dabani	185,000,000
33	Lwengo	Bukoto South	Kkingo	Kagganda HC II	185,000,000
34	Lyantonde	Kabula	Lyantonde	Kabetemere HC II	185,000,000
35	Maracha	Maracha East	Yivu	Loinya HC II	185,000,000
36	Masaka City	Masaka Municipality	Kyabakuza	Kyabakuza HCII	185,000,000
37	Mayuge	Bunya East	Mpungwe	Muggi HC II	185,000,000
38	Moyo	West Moyo	Metu	Gbari HCII	185,000,000
39	Ntungamo	Rushenyi	Rwentobo-Rwahi TC	Kaina HC II	185,000,000
40	Ntungamo	Ruhama	Kafunjo - Mirama hills	Kafunjo HC II	185,000,000
41	Oyam	Oyam North	Iceme	Alira HCII	185,000,000
42	Pader	Aruu North	Acholibur	Okinga HC II	185,000,000
43	Rubirizi	Bunyaruguru	Magambo	Butoha HC II	185,000,000
44	Sironko	Budadri West	Buyobo	Buyobo HC II	185,000,000
45	Wakiso	Busiro North	Bussi	Zinga HC II	185,000,000
46	Zombo	Okoro	Paidha	Otheke HC II	185,000,000
				TOTAL	8,510,000,000

Annex 14: Staff houses for select health facilities upgraded in FY 2021/2022 and FY 2022/2023

No.	DISTRICT	COUNTY	SUBCOUNTY	HEALTH FACILITY	ESTIMATE ALLOCATION
1	Moroto	Tepeth	Tapak	Kalemungole HCII	290,000,000
2	Kotido	Jae	Payangara	Kamoru HCII	290,000,000
3	Karenga	Dodoth West	Sanga	Kalimon HCII	290,000,000
4	Kalangala	Kyamuswa	Bubeke	Bubeke HC III	290,000,000
5	Kasese	Busongora North	Buhuhira	Buhuhira HCIII	190,000,000
6	Rubirizi	Bunyaruguru	Magambo	Butoha HCIII	190,000,000
7	Buhweju	Buhweju	Kyahenda	Kiyanja HCIII	190,000,000
			TOTAL		1,730,000,000

Annex 15: Medical equipment for the new health facilities constructed in subcounties with no health facility

No.	DISTRICT	COUNTY	SUBCOUNTY	EQUIPMENT FY 2021/22
1	Kapelebyong	Kapelebyong	Akoromit	210,000,000
2	Bududa	Manjia	Bududa	210,000,000
3	Bulambuli	Elgon	Bukhalu	210,000,000
4	Busia MC	Busia MC	Busia Eastern Division	210,000,000
5	Kabarole	Burahya	Kiko TC	210,000,000
6	Kazo	Kazo	Engari	210,000,000
7	Kibaale	Buyanja	Nyamarunda	210,000,000
8	Kole	Kole North	Okwerodot	210,000,000
9	Kakumiro	Bugangaizi West	Kikwaya	210,000,000
10	Kakumiro	Kakumiro	Kikoola	210,000,000
11	Lira City	Lira City East	Ngetta (Anyomore/Akwaworo)	210,000,000
12	Maracha	Maracha	Kijomoro	210,000,000
13	Ntungamo	Ruhama	Rukoni West	210,000,000
14	Nwoya	Nwoya	Got Apwoyo	210,000,000
15	Oyam	Oyam North	Iceme (Okwir)	210,000,000
16	Terego	Terego East	Omugo (Wati)	210,000,000
17	Wakiso	Kyadondo East	Kasangati TC	210,000,000
18	Yumbe	Aringa	Lodonga TC	210,000,000
19	Zombo	Okoro	Alangi	210,000,000
			TOTAL	3,990,000,000

Annex 16: Medical equipment for the health facilities upgraded in FY 2022/2023

No	DISTRICT	COUNTY	SUB COUNTY	HEALTH FACILITY	EQUIPMENT FY 2022/23
1	Agago	Agago South	Lamiyo	Lamiyo HCII	80,000,000
2	Amolatar	Kioga	Acii	Acii HCII	80,000,000
3	Apac	Maruzi	Ibuje	Aganga HCII	80,000,000
4	Bugweri	Bugweri	Busembatya TC	Busembatya HCII	80,000,000
5	Buikwe	Buikwe South	Nkonkonjeru TC	Nkokonjeru HCII	80,000,000
6	Bunyangabu	Bunyangabu	Kateebwa	Kateebwa Monument HCII	80,000,000
7	Bushenyi	Igara East	Rwentuha TC	Rutooma HCII	80,000,000
8	Butaleja	Bunyole East	Kachonga	Nampologoma HCII	80,000,000
9	Buvuma	Buvuma Islands	Lubya	Lubya HCII	80,000,000
10	Buyende	Budiope West	Kidera	Bukungu HCII	80,000,000
11	Dokolo	Dokolo	Agwata	Te-Tugu HCII	80,000,000
12	Fortportal City	Burahya	Bukuuku	Kiguma HCII	80,000,000
13	Fortportal City	Burahya	Karambi	Rubingo HCII	80,000,000
14	Ibanda	Ibanda South	Kashangura	Kashangura HCII	80,000,000
15	Kabale MC	Kabale MC	Northern Division	Rutoma HCII	80,000,000
16	Kabarole	Burahya	Busooro	Kidubuli HCII	80,000,000
17	Kaliro	Bulamugi	Kisinda	Kisinda HCII	80,000,000
18	Kapelebyong	Kapelebyong	Alito	Alito HCII	80,000,000
19	Karenga	Dodoth West	Sanga	Kalimon HCII	80,000,000
20	Kasese	Bukhonzobu	Kisinga TC	Nyabirongo HCII	80,000,000
21	Katakwi	Ngariam	Akoboi	Akoboi HCII	80,000,000
22	Kiira MC	Kiira MC	Bweyogerere	Kirinya HCII	80,000,000
23	Kiira MC	Kiira MC	Namugongo	Kireka HCII	80,000,000
24	Kole	Kole North	Okwerodot	Ayara HCII	80,000,000
25	Kotido	Jac	Payangara	Kamoru HCII	80,000,000
26	Kyenjojo	Mwenge south	Nyabuharwa	Mbale HCII	80,000,000
27	Luuka	Luuka	Bukooma	Bulalu HCII	80,000,000
28	Madi-Okollo	Madi-Okollo	Ulepi	Ulepi HCII	80,000,000
29	Mityana	Busujju	Banda	Mpongo HCII	80,000,000
30	Moroto	Tepeth	Tapak	Kalemungole HCII	80,000,000
31	Mubende	Kasambya	Nabingoola	Lumbiri HCII	80,000,000
32	Mukono MC	Mukono MC	Gooma	Nyanja HCII	80,000,000
33	Namutumba	Busiki	Nangonde	Nangonde HCII	80,000,000
34	Nansana MC	Nansana MC	Gombe	Matuga HCII	80,000,000
35	Otuke	Otuke	Alango	Alango HCII	80,000,000
36	Oyam	Oyam North	Otwal	Acokara HCII	80,000,000
37	Rwampara	Rwampara	Rugando	Nyabikungu HCII	80,000,000

No	DISTRICT	COUNTY	SUB COUNTY	HEALTH FACILITY	EQUIPMENT FY 2022/23
38	Sembabule	Mawogoola	Lwebitakuli	Ntete HCII	80,000,000
39	Sembabule	Lwemiyaga	Kyeera	Kyera HCII	80,000,000
40	Sheema MC	Sheema South	Kashozi	Kashoozi HCII	80,000,000
41	Tororo	West Budama North	Nagongera	Namwaya HCII	80,000,000
42	Tororo MC	Tororo MC	Western Division	Kyamwinula HCII	80,000,000
43	Wakiso	Busiro North	Wakiso	Buloba HCII	80,000,000
44	Makindye Ssabagabo Municipal Council	Ssabagabo Makindye Municipality	Ssabagabo Makindye	Mutungo HCII	80,000,000
45	Rwampara	Rwampara	Ndejja	Kibaare HCII	80,000,000
46	Rubirizi	Katerera	Katerera	Katerera HCII	80,000,000
				TOTAL	3,680,000,000

Annex 17: Beneficiary list of health facilities for the transitional development adhoc grant for FY 2022/2023

Vote Code	Vote Name	Facility	Approved Budget	Purpose
609	Mbarara city	Kitagata HC III	1,000,000,000	Upgrade to HC IV
610	Soroti city	Otatai HC III	1,500,000,000	Construction of HC III
729	Rukungiri Municipal Council		400,000,000	
730	Sheema Municipal Council	Kabwohe HC IV	2,900,000,000	Upgrade construction
731	Tororo Municipal Council	Nyangole HC III	500,000,000	Construction of HC III
805	Amolatar District		200,000,000	
808	Amuru District	Pabo HC III	2,000,000,000	Upgrade to HC IV
811	Budaka District	Sekulo HC III	1,000,000,000	Construction of HC III
815	Buhweju District		185,250,736	
817	Bukedea District		300,000,000	
821	Buliisa District	Bulisa HC IV	1,000,000,000	Construction of OPD
830	Buyende District	Ndolwa HC II	1,500,000,000	Upgrade to HC III
832	Gomba District	Kigezi HC III	1,000,000,000	Construction of Kigezi HC III
858	Kayunga District		80,000,000	
861	Kiboga District	Lwamata HC III	650,000,000	Construction of staff quarters
866	Kisoro District	Buhozi HC III	450,000,000	Reconstruction and rehabilitation
883	Lwengo District	Kyazanga HC IV	300,000,000	Procurement of equipment
898	Mubende District		300,000,000	
902	Nakaseke District		300,000,000	
915	Otuke District	Barjobi HC III	1,000,000,000	Upgrade to HC IV
920	Rakai District	Bugona HC II	1,000,000,000	Upgrade to HC III
921	Rubanda District		300,000,000	
924	Rukungiri District		170,000,000	
926	Sembabule District	Mateete HC III	1,200,000,000	Upgrade to HC IV
	TOTAL		19,235,250,736	

Annex 18: GAVI project district indicative planning figures for FY 2023-2024

Sn	District	Routine Immunisation	Integrated Child Health Days	Yellow Fever Phase 1	Covid19 vaccination Delivery Support 3	Malaria VIG	Yellow Fever Phase 2	Total
1	ABIM	145,342,000	36,539,000	234,434,723	28,261,664	361,935,000	-	806,512,387
2	ADJUMANI	79,326,000	27,099,000	-	30,767,704	-	-	137,192,704
3	AGAGO	213,686,000	59,479,000	-	37,180,337	600,855,000	-	911,200,337
4	ALEBTONG	143,582,000	38,719,000	-	26,066,858	-	-	208,367,858
5	AMOLATAR	186,494,000	38,919,000	-	25,749,561	-	-	251,162,561
6	AMUDAT	96,822,000	27,039,000	142,486,203	24,144,887	-	-	290,492,090
7	AMURIA	197,710,000	41,599,000	-	29,314,605	-	-	268,623,605
8	AMURU	108,462,000	26,519,000	-	27,709,931	-	-	162,690,931
9	APAC	102,734,000	29,459,000	-	27,069,274	-	-	159,262,274
10	ARUA	56,630,000	21,139,000	-	20,381,785	-	-	98,150,785
11	ARUA CITY	120,510,000	28,699,000	-	20,810,237	-	-	170,019,237
12	Terego	151,942,000	33,459,000	-	24,595,570	-	-	209,996,570
13	Madi Okollo	335,614,000	48,779,000	-	27,069,274	-	-	411,462,274
14	BUDAKA	201,494,000	38,479,000	-	29,682,427	-	-	269,655,427
15	BUDUDA	63,774,000	46,999,000	-	35,721,175	-	-	146,494,175
16	BUGIRI	138,918,000	34,099,000	-	30,367,546	322,935,000	-	526,319,546
17	BUGWERI	103,198,000	27,939,000	-	23,409,243	-	-	154,546,243
18	BUHWEJU	312,110,000	47,959,000	-	28,350,588	-	159,765,467	548,185,055
19	BUIKWE	77,526,000	27,499,000	-	27,253,185	-	372,625,300	504,903,485
20	BUKEDEA	225,846,000	39,619,000	-	27,348,172	-	-	292,813,172
21	BUKOMANSIMBI	244,166,000	41,199,000	-	26,974,287	-	153,272,000	465,611,287
22	BUKWO	77,454,000	33,639,000	-	28,952,846	-	-	140,045,846
23	BULAMBULI	260,950,000	64,659,000	-	31,242,639	-	-	356,851,639
24	BULIISA	102,686,000	22,699,000	-	24,690,557	-	-	150,075,557
25	BUNDIBUGYO	126,998,000	43,679,000	-	34,167,026	-	-	204,844,026
26	BUNYANGABU	130,318,000	32,359,000	-	25,610,112	-	-	188,287,112
27	BUSHENYI	142,102,000	37,939,000	-	30,044,186	-	244,823,833	454,909,019
28	BUSIA	46,606,000	26,759,000	-	28,997,308	167,875,000	-	270,237,308
29	BUTALEJA	134,286,000	31,519,000	-	31,046,602	-	-	196,851,602
30	BUTAMBALA	76,726,000	20,259,000	-	25,464,600	-	117,516,600	239,966,200
31	BUTEBO	141,958,000	30,919,000	-	30,044,186	-	-	202,921,186
32	BUVUMA	174,334,000	29,479,000	-	388,605,964	-	143,884,800	736,303,764
33	BUYENDE	62,358,000	24,719,000	-	32,384,504	-	-	119,461,504
34	DOKOLO	94,710,000	29,779,000	-	26,066,858	-	-	150,555,858
35	FORT PORTAL CITY	73,406,000	24,099,000	-	22,267,378	-	-	119,772,378

Sn	District	Routine Immunisation	Integrated Child Health Days	Yellow Fever Phase 1	Covid19 vaccination Delivery Support 3	Malaria VIG	Yellow Fever Phase 2	Total
36	GOMBA	76,334,000	20,799,000	-	26,428,617	-	169,698,367	293,259,984
37	GULU	93,662,000	25,579,000	-	19,783,569	277,295,000	-	416,319,569
38	GULU CITY	44,206,000	14,199,000	-	24,152,971	131,095,000	-	213,652,971
39	HOIMA	89,950,000	30,739,000	-	20,397,953	-	-	141,086,953
40	HOIMA CITY	78,614,000	24,599,000	-	25,329,193	-	-	128,542,193
41	IBANDA	246,630,000	51,319,000	-	28,712,347	-	264,135,500	590,796,847
42	IGANGA	64,126,000	24,899,000	-	36,317,370	-	-	125,342,370
43	ISINGIRO	64,526,000	32,779,000	-	36,806,452	-	500,432,500	634,543,952
44	JINJA	188,638,000	32,799,000	-	23,566,881	-	-	245,003,881
45	JINJA CITY	132,838,000	30,039,000	-	28,324,315	-	-	191,201,315
46	KAABONG	86,830,000	31,199,000	108,586,223	32,416,840	-	-	259,032,063
47	Karenga	54,550,000	20,499,000	106,666,223	24,189,349	-	-	205,904,572
48	KABALE	313,366,000	57,079,000	-	47,184,287	-	-	417,629,287
49	KABAROLE	219,190,000	39,199,000	-	20,064,488	-	-	278,453,488
50	KABERAMAIDO	67,182,000	21,579,000	-	38,010,968	-	-	126,771,968
51	Kalaki	33,118,000	17,719,000	-	32,105,606	-	-	82,942,606
52	KAGADI	173,606,000	47,019,000	-	46,980,166	-	-	267,605,166
53	KAKUMIRO	62,334,000	30,079,000	-	34,072,039	-	-	126,485,039
54	KALANGALA	69,702,000	20,259,000	-	471,814,576	-	92,423,233	654,198,809
55	KALIRO	64,062,000	19,859,000	-	28,762,872	-	-	112,683,872
56	KALUNGU	64,326,000	22,319,000	-	24,094,362	-	-	110,739,362
57	KAMPALA-Central	70,702,000	22,619,000	-	31,509,411	-	289,731,367	414,561,778
58	KAMPALA-Kawempe	66,966,000	19,219,000	-	31,921,695	-	282,639,533	400,746,228
59	KAMPALA-Makindye	129,470,000	43,299,000	-	28,623,423	-	289,114,200	490,506,623
60	KAMPALA-Nakawa	125,158,000	28,559,000	-	32,746,263	-	291,622,367	478,085,630
61	KAMPALA-Lubaga	202,702,000	37,379,000	-	32,333,979	-	269,121,533	541,536,512
62	KAMULI	164,358,000	30,719,000	-	31,648,860	-	-	226,725,860
63	KAMWENGE	118,838,000	26,639,000	-	33,970,989	-	-	179,447,989
64	Kitagwenda	75,862,000	22,819,000	-	26,111,320	-	-	124,792,320
65	KANUNGU	381,390,000	61,439,000	-	51,612,298	-	-	494,441,298
66	KAPCHORWA	165,942,000	45,779,000	-	36,755,927	-	-	248,476,927
67	KAPELEBYONG	227,782,000	40,299,000	-	26,885,363	-	-	294,966,363
68	KASESE	128,046,000	32,339,000	-	40,947,481	-	-	201,332,481
69	KASSANDA	101,238,000	31,299,000	-	31,274,975	-	-	163,811,975
70	KATAKWI	120,854,000	34,619,000	-	27,855,443	-	-	183,328,443
71	KAYUNGA	103,870,000	29,519,000	-	39,356,954	-	328,394,733	501,140,687

Sn	District	Routine Immunisation	Integrated Child Health Days	Yellow Fever Phase 1	Covid19 vaccination Delivery Support 3	Malaria VIG	Yellow Fever Phase 2	Total
72	KIBAALE	194,302,000	48,099,000	-	26,295,231	-	-	268,696,231
73	KIBOGA	42,166,000	26,719,000	-	33,831,540	-	-	102,716,540
74	KIBUKU	96,958,000	33,759,000	-	29,136,757	-	-	159,853,757
75	KIKUUBE	78,262,000	27,599,000	-	26,149,719	-	-	132,010,719
76	KIRUHURA	119,638,000	31,379,000	-	26,523,604	-	190,253,100	367,793,704
77	Kazo	116,118,000	26,879,000	-	28,528,436	-	203,941,733	375,467,169
78	KIRYANDONGO	161,262,000	36,699,000	-	28,166,677	429,735,000	-	655,862,677
79	KISORO	116,894,000	28,659,000	-	47,620,823	-	-	193,173,823
80	KITGUM	106,942,000	26,699,000	-	31,420,487	296,155,000	-	461,216,487
81	KOBOKO	158,782,000	33,119,000	-	28,940,720	-	-	220,841,720
82	KOLE	309,358,000	48,239,000	-	27,798,855	-	-	385,395,855
83	KOTIDO	101,470,000	28,739,000	126,664,783	28,813,397	285,795,000	-	571,482,180
84	KUMI	204,238,000	45,339,000	-	34,718,759	-	-	284,295,759
85	KWANIA	237,638,000	43,699,000	-	53,754,558	512,955,000	-	848,046,558
86	KWEEN	168,102,000	38,699,000	-	29,498,516	-	-	236,299,516
87	KYANKWANZI	335,110,000	55,759,000	-	30,779,830	-	-	421,648,830
88	KYEGEGWA	112,934,000	31,359,000	-	29,498,516	-	-	173,791,516
89	KYENJOJO	167,278,000	37,399,000	-	35,131,043	-	-	239,808,043
90	KYOTERA	100,246,000	35,739,000	-	26,751,977	-	236,314,267	399,051,244
91	LAMWO	110,550,000	28,059,000	-	31,553,873	217,975,000	-	388,137,873
92	LIRA	97,558,000	38,339,000	-	28,528,436	303,655,000	-	468,080,436
93	LIRA CITY	150,950,000	51,679,000	-	19,381,390	444,615,000	-	666,625,390
94	LUUKA	80,982,000	26,339,000	-	27,754,393	-	-	135,075,393
95	LUWEERO	51,894,000	27,179,000	-	39,591,390	-	413,403,133	532,067,523
96	LWENGO	72,358,000	31,199,000	-	30,127,047	-	253,495,333	387,179,380
97	LYANTONDE	336,358,000	46,559,000	-	33,641,566	-	127,644,367	544,202,933
98	MANAFWA	186,894,000	35,199,000	-	34,858,208	-	-	256,951,208
99	MARACHA	45,862,000	27,399,000	-	22,908,035	-	-	96,169,035
100	MASAKA	62,518,000	22,519,000	-	20,557,612	-	276,165,200	381,759,812
101	MASAKA CITY	98,166,000	27,199,000	-	20,626,326	-	-	145,991,326
102	MASINDI	136,134,000	56,039,000	-	32,740,200	-	-	224,913,200
103	MAYUGE	154,166,000	44,479,000	-	85,730,820	-	-	284,375,820
104	MBALE	128,782,000	23,759,000	-	30,234,160	-	-	182,775,160
105	MBALE CITY	64,558,000	24,299,000	-	21,842,968	-	-	110,699,968
106	MBARARA	58,422,000	21,879,000	-	31,909,569	-	322,113,300	434,323,869
107	MBARARA CITY	157,478,000	36,239,000	-	21,315,487	-	-	215,032,487

Sn	District	Routine Immunisation	Integrated Child Health Days	Yellow Fever Phase 1	Covid19 vaccination Delivery Support 3	Malaria VIG	Yellow Fever Phase 2	Total
108	Rwampara	139,166,000	43,079,000	-	25,420,138	-	157,329,133	364,994,271
109	MITOOMA	76,550,000	26,179,000	-	29,751,141	-	208,180,867	340,661,008
110	MITYANA	79,854,000	26,739,000	-	61,329,266	-	-	167,922,266
111	MOROTO	88,958,000	25,719,000	235,208,723	24,918,930	-	-	374,804,653
112	MOYO	179,790,000	35,799,000	-	39,641,915	-	-	255,230,915
113	Obongi	149,838,000	43,979,000	-	21,169,975	-	-	214,986,975
114	MPIGI	54,238,000	26,739,000	-	44,633,785	-	244,910,000	370,520,785
115	MUBENDE	72,310,000	21,519,000	-	37,034,825	-	-	130,863,825
116	MUKONO	141,510,000	29,639,000	-	50,322,900	-	533,607,000	755,078,900
117	NABILATUK	113,486,000	28,039,000	75,803,383	27,107,673	-	-	244,436,056
118	NAKAPIRIPIT	89,006,000	27,419,000	96,431,943	28,116,152	-	-	240,973,095
119	NAKASEKE	345,734,000	56,119,000	-	29,904,737	-	-	431,757,737
120	NAKASONGOLA	207,966,000	46,479,000	-	33,101,959	-	-	287,546,959
121	NAMAYINGO	130,222,000	23,299,000	-	136,645,873	-	-	290,166,873
122	NAMISINDWA	138,606,000	28,619,000	-	34,763,221	-	-	201,988,221
123	NAMUTUMBA	151,686,000	33,579,000	-	33,336,395	-	-	218,601,395
124	NAPAK	105,518,000	26,579,000	97,071,943	28,350,588	252,935,000	-	510,454,531
125	NEBBI	261,286,000	46,059,000	-	26,891,426	-	-	334,236,426
126	NGORA	90,718,000	50,179,000	-	36,400,231	-	-	177,297,231
127	NTOROKO	44,326,000	28,839,000	-	37,966,506	-	-	111,131,506
128	NTUNGAMO	120,014,000	31,119,000	-	35,454,403	-	478,160,367	664,747,770
129	NWOYA	118,294,000	33,519,000	-	24,373,260	304,775,000	-	480,961,260
130	OMORO	143,254,000	28,699,000	-	31,960,094	438,055,000	-	641,968,094
131	OTUKE	184,630,000	34,319,000	-	25,011,896	502,875,000	-	746,835,896
132	OYAM	100,846,000	41,159,000	-	29,631,902	273,495,000	-	445,131,902
133	PADER	179,486,000	31,679,000	-	28,635,549	464,835,000	-	704,635,549
134	PAKWACH	138,358,000	35,299,000	-	26,473,079	-	-	200,130,079
135	PALLISA	120,334,000	36,219,000	-	60,161,128	-	-	216,714,128
136	RAKAI	103,318,000	43,039,000	-	27,671,532	-	273,934,967	447,963,499
137	RUBANDA	47,134,000	34,359,000	-	43,364,597	-	-	124,857,597
138	RUBIRIZI	155,758,000	40,579,000	-	27,798,855	-	157,132,167	381,268,022
139	RUKIGA	62,118,000	25,919,000	-	27,107,673	-	-	115,144,673
140	RUKUNGIRI	132,950,000	34,159,000	-	27,804,918	-	-	194,913,918
141	SERERE	134,710,000	34,739,000	-	28,762,872	-	-	198,211,872
142	SHEEMA	467,126,000	63,179,000	-	39,894,540	-	228,681,100	798,880,640
143	SIRONKO	102,654,000	27,119,000	-	27,297,647	-	-	157,070,647

Sn	District	Routine Immunisation	Integrated Child Health Days	Yellow Fever Phase 1	Covid19 vaccination Delivery Support 3	Malaria VIG	Yellow Fever Phase 2	Total
144	SOROTI	62,518,000	30,619,000	-	20,084,698	-	-	113,221,698
145	SOROTI CITY	127,190,000	29,739,000	-	27,372,424	-	-	184,301,424
146	SSEMBABULE	76,558,000	30,819,000	-	51,826,524	-	275,041,467	434,244,991
147	TORORO	316,230,000	78,479,000	-	44,690,373	-	-	439,399,373
148	WAKISO	185,998,000	54,809,000	-	300,892,543	-	1,993,234,100	2,534,933,643
149	YUMBE	390,742,000	53,899,000	-	34,439,861	-	-	479,080,861
150	ZOMBO	129,686,000	32,819,000	-	26,250,769	-	-	188,755,769
		20,603,748,000	5,148,680,000	1,223,354,143	5,851,312,376	6,589,845,000	10,542,742,933	49,959,682,453

Annex 18.1: IPFs for Routine Immunisation

ROUTINE IMMUNISATION (RI)									
Sn	District	Annual meeting to plan routine outreaches	Routine Outreaches	Hold quarterly one-day district stakeholder's performance review meeting on EPI targeting:	Hold HSD/Sub county Quarterly Performance review meetings	Support Data Improvement Teams	Support Supervision for DHT	Vaccine and supplies distribution	TOTAL
1	ABIM	17,440,000	87,224,000	17,680,000	11,200,000	4,464,000	3,680,000	3,654,000	141,688,000
2	ADJUMANI	17,280,000	27,336,000	13,520,000	10,400,000	4,464,000	3,680,000	2,646,000	76,680,000
3	AGAGO	29,600,000	123,816,000	28,080,000	18,880,000	4,464,000	3,680,000	5,166,000	208,520,000
4	ALEBTONG	15,680,000	90,048,000	16,560,000	10,000,000	4,464,000	3,680,000	3,150,000	140,432,000
5	AMOLATAR	17,760,000	125,816,000	19,760,000	11,360,000	4,464,000	3,680,000	3,654,000	182,840,000
6	AMUDAT	10,720,000	56,672,000	11,600,000	7,040,000	4,464,000	3,680,000	2,646,000	94,176,000
7	AMURIA	22,240,000	127,032,000	22,640,000	14,000,000	4,464,000	3,680,000	3,654,000	194,056,000
8	AMURU	15,200,000	57,888,000	14,480,000	9,600,000	4,464,000	3,680,000	3,150,000	105,312,000
9	APAC	14,240,000	55,064,000	13,520,000	9,120,000	4,464,000	3,680,000	2,646,000	100,088,000
10	ARUA	8,640,000	25,728,000	7,440,000	5,040,000	4,464,000	3,680,000	1,638,000	54,992,000
11	ARUA CITY	9,280,000	86,832,000	10,320,000	4,800,000	4,464,000	3,680,000	1,134,000	119,376,000
12	Terego	19,040,000	88,440,000	19,600,000	12,560,000	4,464,000	3,680,000	4,158,000	147,784,000
13	Madi Okollo	32,480,000	233,160,000	35,440,000	20,720,000	4,464,000	3,680,000	5,670,000	329,944,000
14	BUDAKA	23,520,000	127,032,000	23,760,000	14,880,000	4,464,000	3,680,000	4,158,000	197,336,000
15	BUDUDA	10,400,000	27,728,000	9,040,000	6,320,000	4,464,000	3,680,000	2,142,000	61,632,000

Sn	District	Annual meeting to plan routine outreaches	Routine Outreaches	Hold quarterly one-day district stakeholder's performance review meeting on EPI targeting:	Hold HSD/Sub county Quarterly Performance review meetings	Support Data Improvement Teams	Support Supervision for DHT	Vaccine and supplies distribution	TOTAL
16	BUGIRI	15,840,000	85,224,000	16,400,000	10,160,000	4,464,000	3,680,000	3,150,000	135,768,000
17	BUGWERI	19,360,000	45,024,000	15,920,000	11,600,000	4,464,000	3,680,000	3,150,000	100,048,000
18	BUHWEJU	29,280,000	223,512,000	30,480,000	17,040,000	4,464,000	3,680,000	3,654,000	308,456,000
19	BUIKWE	10,240,000	40,200,000	10,160,000	6,640,000	4,464,000	3,680,000	2,142,000	75,384,000
20	BUKEDEA	23,680,000	149,544,000	25,200,000	15,120,000	4,464,000	3,680,000	4,158,000	221,688,000
21	BUKOMANSIMBI	28,000,000	155,976,000	28,880,000	18,000,000	4,464,000	3,680,000	5,166,000	239,000,000
22	BUKWO	9,440,000	41,808,000	9,840,000	6,080,000	4,464,000	3,680,000	2,142,000	75,312,000
23	BULAMBULI	29,440,000	168,840,000	30,480,000	18,880,000	4,464,000	3,680,000	5,166,000	255,784,000
24	BULIISA	12,800,000	56,672,000	13,360,000	8,560,000	4,464,000	3,680,000	3,150,000	99,536,000
25	BUNDIBUGYO	20,000,000	64,320,000	18,160,000	12,720,000	4,464,000	3,680,000	3,654,000	123,344,000
26	BUNYANGABU	19,200,000	67,536,000	18,640,000	12,640,000	4,464,000	3,680,000	4,158,000	126,160,000
27	BUSHENYI	18,880,000	82,008,000	18,000,000	11,920,000	4,464,000	3,680,000	3,150,000	138,952,000
28	BUSIA	7,840,000	16,080,000	7,280,000	5,120,000	4,464,000	3,680,000	2,142,000	44,464,000
29	BUTALEJA	14,400,000	82,008,000	16,240,000	9,840,000	4,464,000	3,680,000	3,654,000	130,632,000
30	BUTAMBALA	9,920,000	40,200,000	10,000,000	6,320,000	4,464,000	3,680,000	2,142,000	74,584,000
31	BUTEBO	17,440,000	85,224,000	17,200,000	10,800,000	4,464,000	3,680,000	3,150,000	138,808,000
32	BUVUMA	15,680,000	120,480,000	16,880,000	10,000,000	4,464,000	3,680,000	3,150,000	171,184,000
33	BUYENDE	4,640,000	40,200,000	5,680,000	2,560,000	4,464,000	3,680,000	1,134,000	61,224,000
34	DOKOLO	12,160,000	53,064,000	11,760,000	7,440,000	4,464,000	3,680,000	2,142,000	92,568,000
35	FORT PORTAL CITY	14,400,000	27,336,000	12,080,000	8,800,000	4,464,000	3,680,000	2,646,000	70,760,000
36	GOMBA	5,760,000	51,456,000	6,800,000	3,040,000	4,464,000	3,680,000	1,134,000	75,200,000
37	GULU	16,000,000	41,808,000	14,320,000	10,240,000	4,464,000	3,680,000	3,150,000	90,512,000
38	GULU CITY	3,200,000	25,728,000	4,240,000	1,760,000	4,464,000	3,680,000	1,134,000	43,072,000
39	HOIMA	19,360,000	30,552,000	15,920,000	12,320,000	4,464,000	3,680,000	3,654,000	86,296,000
40	HOIMA CITY	16,160,000	28,944,000	13,040,000	9,680,000	4,464,000	3,680,000	2,646,000	75,968,000
41	IBANDA	32,320,000	147,936,000	31,600,000	20,960,000	4,464,000	3,680,000	5,670,000	240,960,000
42	IGANGA	18,560,000	16,080,000	8,720,000	10,480,000	4,464,000	3,680,000	2,142,000	61,984,000
43	ISINGIRO	4,800,000	41,808,000	5,840,000	2,800,000	4,464,000	3,680,000	1,134,000	63,392,000
44	JINJA	19,040,000	123,776,000	20,720,000	12,800,000	4,464,000	3,680,000	4,158,000	184,480,000
45	JINJA CITY	21,120,000	69,144,000	18,480,000	12,800,000	4,464,000	3,680,000	3,150,000	129,688,000
46	KAABONG	15,840,000	35,376,000	14,160,000	10,160,000	4,464,000	3,680,000	3,150,000	83,680,000
47	Karenga	8,960,000	20,904,000	8,560,000	5,840,000	4,464,000	3,680,000	2,142,000	52,408,000

Sn	District	Annual meeting to plan routine outreaches	Routine Outreaches	Hold quarterly one-day district stakeholder's performance review meeting on EPI targeting:	Hold HSD/Sub county Quarterly Performance review meetings	Support Data Improvement Teams	Support Supervision for DHT	Vaccine and supplies distribution	TOTAL
48	KABALE	33,760,000	205,824,000	36,400,000	22,560,000	4,464,000	3,680,000	6,678,000	306,688,000
49	KABAROLE	23,680,000	141,504,000	25,520,000	15,680,000	4,464,000	3,680,000	4,662,000	214,528,000
50	KABERAMAIDO	9,760,000	30,552,000	9,680,000	6,400,000	4,464,000	3,680,000	2,646,000	64,536,000
51	Kalaki	6,240,000	6,432,000	6,000,000	4,160,000	4,464,000	3,680,000	2,142,000	30,976,000
52	KAGADI	19,520,000	110,952,000	19,760,000	12,080,000	4,464,000	3,680,000	3,150,000	170,456,000
53	KAKUMIRO	10,720,000	25,728,000	9,200,000	6,400,000	4,464,000	3,680,000	2,142,000	60,192,000
54	KALANGALA	8,800,000	40,080,000	5,840,000	5,200,000	4,464,000	3,680,000	1,638,000	68,064,000
55	KALIRO	14,400,000	16,080,000	10,960,000	10,320,000	4,464,000	3,680,000	4,158,000	59,904,000
56	KALUNGU	13,760,000	16,080,000	11,440,000	10,240,000	4,464,000	3,680,000	4,662,000	59,664,000
57	KAMPALA-Central	14,400,000	22,080,000	11,440,000	10,480,000	4,464,000	3,680,000	4,158,000	66,544,000
58	KAMPALA-Kawempe	12,000,000	22,080,000	10,480,000	9,600,000	4,464,000	3,680,000	4,662,000	62,304,000
59	KAMPALA-Makindye	26,080,000	57,456,000	19,600,000	15,040,000	4,464,000	3,680,000	3,150,000	126,320,000
60	KAMPALA-Nakawa	16,320,000	70,320,000	16,080,000	10,640,000	4,464,000	3,680,000	3,654,000	121,504,000
61	KAMPALA-Lubaga	23,840,000	124,992,000	24,720,000	15,840,000	4,464,000	3,680,000	5,166,000	197,536,000
62	KAMULI	19,840,000	101,304,000	19,440,000	12,480,000	4,464,000	3,680,000	3,150,000	161,208,000
63	KAMWENGE	12,640,000	73,968,000	13,520,000	7,920,000	4,464,000	3,680,000	2,646,000	116,192,000
64	Kitagwenda	9,920,000	38,592,000	10,160,000	6,400,000	4,464,000	3,680,000	2,646,000	73,216,000
65	KANUNGU	53,440,000	228,336,000	49,520,000	33,760,000	4,464,000	3,680,000	8,190,000	373,200,000
66	KAPCHORWA	22,400,000	98,088,000	20,560,000	13,600,000	4,464,000	3,680,000	3,150,000	162,792,000
67	KAPELEBYONG	23,200,000	152,760,000	24,880,000	14,640,000	4,464,000	3,680,000	4,158,000	223,624,000
68	KASESE	18,080,000	70,752,000	16,560,000	11,360,000	4,464,000	3,680,000	3,150,000	124,896,000
69	KASSANDA	12,480,000	57,888,000	12,400,000	7,680,000	4,464,000	3,680,000	2,646,000	98,592,000
70	KATAKWI	13,600,000	72,360,000	14,640,000	8,960,000	4,464,000	3,680,000	3,150,000	117,704,000
71	KAYUNGA	16,000,000	51,456,000	14,800,000	10,320,000	4,464,000	3,680,000	3,150,000	100,720,000
72	KIBAALE	20,960,000	123,816,000	22,800,000	13,920,000	4,464,000	3,680,000	4,662,000	189,640,000
73	KIBOGA	9,920,000	8,040,000	7,920,000	6,000,000	4,464,000	3,680,000	2,142,000	40,024,000
74	KIBUKU	16,000,000	45,024,000	14,480,000	10,160,000	4,464,000	3,680,000	3,150,000	93,808,000
75	KIKUUBE	12,800,000	33,768,000	12,080,000	8,320,000	4,464,000	3,680,000	3,150,000	75,112,000
76	KIRUHURA	19,520,000	54,672,000	19,120,000	13,520,000	4,464,000	3,680,000	4,662,000	114,976,000
77	Kazo	13,120,000	69,144,000	14,000,000	8,560,000	4,464,000	3,680,000	3,150,000	112,968,000
78	KIRYANDONGO	21,280,000	91,656,000	21,360,000	14,160,000	4,464,000	3,680,000	4,662,000	156,600,000

Sn	District	Annual meeting to plan routine outreaches	Routine Outreaches	Hold quarterly one-day district stakeholder's performance review meeting on EPI targeting:	Hold HSD/Sub county Quarterly Performance review meetings	Support Data Improvement Teams	Support Supervision for DHT	Vaccine and supplies distribution	TOTAL
79	KISORO	14,080,000	69,144,000	14,000,000	8,880,000	4,464,000	3,680,000	2,646,000	114,248,000
80	KITGUM	12,480,000	62,712,000	12,880,000	8,080,000	4,464,000	3,680,000	2,646,000	104,296,000
81	KOBOKO	18,400,000	96,480,000	19,440,000	12,160,000	4,464,000	3,680,000	4,158,000	154,624,000
82	KOLE	30,880,000	217,080,000	31,440,000	18,160,000	4,464,000	3,680,000	3,654,000	305,704,000
83	KOTIDO	12,160,000	58,280,000	12,400,000	7,840,000	4,464,000	3,680,000	2,646,000	98,824,000
84	KUMI	22,560,000	131,856,000	23,280,000	14,240,000	4,464,000	3,680,000	4,158,000	200,080,000
85	KWANIA	26,240,000	155,976,000	26,800,000	16,320,000	4,464,000	3,680,000	4,158,000	233,480,000
86	KWEEN	18,880,000	104,520,000	20,080,000	12,320,000	4,464,000	3,680,000	4,158,000	163,944,000
87	KYANKWANZI	36,480,000	223,512,000	37,680,000	23,120,000	4,464,000	3,680,000	6,174,000	328,936,000
88	KYEGEGWA	18,080,000	56,280,000	16,080,000	11,200,000	4,464,000	3,680,000	3,150,000	109,784,000
89	KYENJOJO	20,960,000	99,696,000	20,880,000	13,440,000	4,464,000	3,680,000	4,158,000	163,120,000
90	KYOTERA	15,360,000	51,456,000	13,520,000	9,120,000	4,464,000	3,680,000	2,646,000	97,600,000
91	LAMWO	8,480,000	78,792,000	9,520,000	4,480,000	4,464,000	3,680,000	1,134,000	109,416,000
92	LIRA	18,560,000	41,808,000	15,120,000	11,280,000	4,464,000	3,680,000	2,646,000	94,912,000
93	LIRA CITY	28,480,000	70,752,000	22,960,000	16,960,000	4,464,000	3,680,000	3,654,000	147,296,000
94	LUUKA	12,480,000	38,592,000	11,440,000	7,680,000	4,464,000	3,680,000	2,646,000	78,336,000
95	LUWEERO	9,440,000	17,688,000	8,400,000	6,080,000	4,464,000	3,680,000	2,142,000	49,752,000
96	LWENGO	14,400,000	25,728,000	12,240,000	9,200,000	4,464,000	3,680,000	2,646,000	69,712,000
97	LYANTONDE	31,840,000	233,160,000	36,080,000	20,960,000	4,464,000	3,680,000	6,174,000	330,184,000
98	MANAFWA	20,640,000	118,992,000	21,680,000	13,280,000	4,464,000	3,680,000	4,158,000	182,736,000
99	MARACHA	9,440,000	16,080,000	5,200,000	5,360,000	4,464,000	3,680,000	1,638,000	44,224,000
100	MASAKA	4,640,000	40,200,000	5,680,000	2,720,000	4,464,000	3,680,000	1,134,000	61,384,000
101	MASAKA CITY	17,280,000	41,808,000	15,920,000	11,360,000	4,464,000	3,680,000	3,654,000	94,512,000
102	MASINDI	23,040,000	67,536,000	19,600,000	14,160,000	4,464,000	3,680,000	3,654,000	132,480,000
103	MAYUGE	24,480,000	81,968,000	20,880,000	15,040,000	4,464,000	3,680,000	3,654,000	150,512,000
104	MBALE	9,920,000	93,264,000	10,960,000	5,360,000	4,464,000	3,680,000	1,134,000	127,648,000
105	MBALE CITY	15,040,000	17,688,000	11,920,000	9,120,000	4,464,000	3,680,000	2,646,000	61,912,000
106	MBARARA	4,320,000	36,984,000	5,360,000	2,480,000	4,464,000	3,680,000	1,134,000	57,288,000
107	MBARARA CITY	18,240,000	96,480,000	19,120,000	11,840,000	4,464,000	3,680,000	3,654,000	153,824,000
108	Rwampara	25,280,000	65,928,000	20,880,000	15,280,000	4,464,000	3,680,000	3,654,000	135,512,000
109	MITOOMA	11,520,000	36,984,000	10,640,000	7,120,000	4,464,000	3,680,000	2,142,000	74,408,000
110	MITYANA	12,640,000	36,984,000	11,440,000	8,000,000	4,464,000	3,680,000	2,646,000	77,208,000
111	MOROTO	15,840,000	40,592,000	12,880,000	9,360,000	4,464,000	3,680,000	2,142,000	86,816,000

Sn	District	Annual meeting to plan routine outreaches	Routine Outreaches	Hold quarterly one-day district stakeholder's performance review meeting on EPI targeting:	Hold HSD/Sub county Quarterly Performance review meetings	Support Data Improvement Teams	Support Supervision for DHT	Vaccine and supplies distribution	TOTAL
112	MOYO	23,840,000	106,128,000	22,640,000	14,880,000	4,464,000	3,680,000	4,158,000	175,632,000
113	Obongi	27,040,000	72,360,000	22,320,000	16,320,000	4,464,000	3,680,000	3,654,000	146,184,000
114	MPIGI	6,240,000	27,336,000	6,800,000	4,080,000	4,464,000	3,680,000	1,638,000	52,600,000
115	MUBENDE	9,280,000	36,984,000	9,520,000	6,240,000	4,464,000	3,680,000	2,142,000	70,168,000
116	MUKONO	17,920,000	83,576,000	17,200,000	11,520,000	4,464,000	3,680,000	3,150,000	138,360,000
117	NABILATUK	19,040,000	54,672,000	16,720,000	11,760,000	4,464,000	3,680,000	3,150,000	110,336,000
118	NAKAPIRIPIT	13,760,000	43,416,000	12,560,000	8,480,000	4,464,000	3,680,000	2,646,000	86,360,000
119	NAKASEKE	33,120,000	241,200,000	36,400,000	21,200,000	4,464,000	3,680,000	5,670,000	340,064,000
120	NAKASONGOLA	26,560,000	127,424,000	25,200,000	16,480,000	4,464,000	3,680,000	4,158,000	203,808,000
121	NAMAYINGO	13,440,000	81,968,000	14,640,000	8,880,000	4,464,000	3,680,000	3,150,000	127,072,000
122	NAMISINDWA	16,800,000	82,008,000	17,200,000	10,800,000	4,464,000	3,680,000	3,654,000	134,952,000
123	NAMUTUMBA	15,520,000	99,696,000	16,240,000	9,440,000	4,464,000	3,680,000	2,646,000	149,040,000
124	NAPAK	10,400,000	65,928,000	11,760,000	6,640,000	4,464,000	3,680,000	2,646,000	102,872,000
125	NEBBI	33,280,000	157,584,000	33,520,000	22,080,000	4,464,000	3,680,000	6,678,000	254,608,000
126	NGORA	11,200,000	49,848,000	11,600,000	7,280,000	4,464,000	3,680,000	2,646,000	88,072,000
127	NTOROKO	8,960,000	12,864,000	7,440,000	5,280,000	4,464,000	3,680,000	1,638,000	42,688,000
128	NTUNGAMO	17,120,000	64,320,000	16,240,000	11,040,000	4,464,000	3,680,000	3,150,000	116,864,000
129	NWOYA	12,320,000	72,360,000	14,000,000	8,320,000	4,464,000	3,680,000	3,150,000	115,144,000
130	OMORO	18,240,000	83,616,000	18,000,000	11,600,000	4,464,000	3,680,000	3,654,000	139,600,000
131	OTUKE	23,520,000	109,344,000	23,600,000	15,360,000	4,464,000	3,680,000	4,662,000	179,968,000
132	OYAM	11,360,000	59,496,000	11,920,000	7,280,000	4,464,000	3,680,000	2,646,000	98,200,000
133	PADER	21,600,000	109,344,000	22,160,000	14,080,000	4,464,000	3,680,000	4,158,000	175,328,000
134	PAKWACH	19,200,000	75,576,000	18,800,000	12,480,000	4,464,000	3,680,000	4,158,000	134,200,000
135	PALLISA	19,200,000	59,496,000	17,520,000	12,320,000	4,464,000	3,680,000	3,654,000	116,680,000
136	RAKAI	13,280,000	57,888,000	13,040,000	8,320,000	4,464,000	3,680,000	2,646,000	100,672,000
137	RUBANDA	9,440,000	14,472,000	7,760,000	5,680,000	4,464,000	3,680,000	1,638,000	45,496,000
138	RUBIRIZI	21,920,000	88,440,000	20,080,000	13,520,000	4,464,000	3,680,000	3,654,000	152,104,000
139	RUKIGA	7,840,000	30,552,000	8,240,000	5,200,000	4,464,000	3,680,000	2,142,000	59,976,000
140	RUKUNGIRI	17,600,000	75,576,000	17,040,000	11,440,000	4,464,000	3,680,000	3,150,000	129,800,000
141	SERERE	17,600,000	77,576,000	17,040,000	11,200,000	4,464,000	3,680,000	3,150,000	131,560,000
142	SHEEMA	46,400,000	324,816,000	50,320,000	29,760,000	4,464,000	3,680,000	7,686,000	459,440,000
143	SIRONKO	14,240,000	55,064,000	13,520,000	9,040,000	4,464,000	3,680,000	2,646,000	100,008,000
144	SOROTI	4,640,000	40,200,000	5,680,000	2,720,000	4,464,000	3,680,000	1,134,000	61,384,000

Sn	District	Annual meeting to plan routine outreaches	Routine Outreaches	Hold quarterly one-day district stakeholder's performance review meeting on EPI targeting:	Hold HSD/Sub county Quarterly Performance review meetings	Support Data Improvement Teams	Support Supervision for DHT	Vaccine and supplies distribution	TOTAL
145	SOROTI CITY	16,800,000	70,752,000	16,880,000	10,960,000	4,464,000	3,680,000	3,654,000	123,536,000
146	SSEMBABULE	11,040,000	38,592,000	10,000,000	6,640,000	4,464,000	3,680,000	2,142,000	74,416,000
147	TORORO	40,000,000	192,960,000	40,560,000	26,880,000	4,464,000	3,680,000	7,686,000	308,544,000
148	WAKISO	45,920,000	65,888,000	33,200,000	27,680,000	4,464,000	3,680,000	5,166,000	180,832,000
149	YUMBE	40,480,000	271,752,000	40,880,000	24,320,000	4,464,000	3,680,000	5,166,000	385,576,000
150	ZOMBO	14,400,000	78,792,000	15,600,000	9,600,000	4,464,000	3,680,000	3,150,000	126,536,000
		2,658,880,000	11,965,232,000	2,574,080,000	1,684,240,000	669,600,000	552,000,000	499,716,000	20,603,748,000

Annex 18.2: IPFs for Intergrated Child Health Days

Integrated Child Health Days (ICHDS)						
Sn	District	District level coordination	District level mobilization	Facility Outreaches	District level supervision	TOTAL
1	ABIM	2,520,000	7,204,000	26,200,000	615,000	36,539,000
2	ADJUMANI	3,420,000	7,204,000	15,860,000	615,000	27,099,000
3	AGAGO	4,380,000	7,204,000	47,280,000	615,000	59,479,000
4	ALEBTONG	2,040,000	7,204,000	28,860,000	615,000	38,719,000
5	AMOLATAR	1,860,000	7,204,000	29,240,000	615,000	38,919,000
6	AMUDAT	1,680,000	7,204,000	17,540,000	615,000	27,039,000
7	AMURIA	2,700,000	7,204,000	31,080,000	615,000	41,599,000
8	AMURU	2,520,000	7,204,000	16,180,000	615,000	26,519,000
9	APAC	2,400,000	7,204,000	19,240,000	615,000	29,459,000
10	ARUA	1,620,000	7,204,000	11,700,000	615,000	21,139,000
11	ARUA CITY	540,000	7,204,000	20,340,000	615,000	28,699,000
12	Terego	2,880,000	7,204,000	22,760,000	615,000	33,459,000
13	Madi Okollo	2,940,000	7,204,000	38,020,000	615,000	48,779,000
14	BUDAKA	3,000,000	7,204,000	27,660,000	615,000	38,479,000
15	BUDUDA	2,040,000	7,204,000	37,140,000	615,000	46,999,000
16	BUGIRI	2,160,000	7,204,000	24,120,000	615,000	34,099,000
17	BUGWERI	3,540,000	7,204,000	16,580,000	615,000	27,939,000
18	BUHWEJU	2,160,000	7,204,000	37,980,000	615,000	47,959,000
19	BUIKWE	1,800,000	7,204,000	17,880,000	615,000	27,499,000

Integrated Child Health Days (ICHDS)						
Sn	District	District level coordination	District level mobilization	Facility Outreaches	District level supervision	TOTAL
20	BUKEDEA	2,640,000	7,204,000	29,160,000	615,000	39,619,000
21	BUKOMANSIMBI	3,480,000	7,204,000	29,900,000	615,000	41,199,000
22	BUKWO	1,620,000	7,204,000	24,200,000	615,000	33,639,000
23	BULAMBULI	3,540,000	7,204,000	53,300,000	615,000	64,659,000
24	BULIISA	2,160,000	7,204,000	12,720,000	615,000	22,699,000
25	BUNDIBUGYO	3,420,000	7,204,000	32,440,000	615,000	43,679,000
26	BUNYANGABU	3,300,000	7,204,000	21,240,000	615,000	32,359,000
27	BUSHENYI	2,820,000	7,204,000	27,300,000	615,000	37,939,000
28	BUSIA	1,740,000	7,204,000	17,200,000	615,000	26,759,000
29	BUTALEJA	2,040,000	7,204,000	21,660,000	615,000	31,519,000
30	BUTAMBALA	1,740,000	7,204,000	10,700,000	615,000	20,259,000
31	BUTEBO	2,460,000	7,204,000	20,640,000	615,000	30,919,000
32	BUVUMA	1,920,000	7,204,000	19,740,000	615,000	29,479,000
33	BUYENDE	540,000	7,204,000	16,360,000	615,000	24,719,000
34	DOKOLO	1,920,000	7,204,000	20,040,000	615,000	29,779,000
35	FORT PORTAL CITY	2,880,000	7,204,000	13,400,000	615,000	24,099,000
36	GOMBA	540,000	7,204,000	12,440,000	615,000	20,799,000
37	GULU	3,000,000	7,204,000	14,760,000	615,000	25,579,000
38	GULU CITY	540,000	7,204,000	5,840,000	615,000	14,199,000
39	HOIMA	3,900,000	7,204,000	19,020,000	615,000	30,739,000
40	HOIMA CITY	3,180,000	7,204,000	13,600,000	615,000	24,599,000
41	IBANDA	4,560,000	7,204,000	38,940,000	615,000	51,319,000
42	IGANGA	5,220,000	7,204,000	11,860,000	615,000	24,899,000
43	ISINGIRO	540,000	7,204,000	24,420,000	615,000	32,779,000
44	JINJA	2,340,000	7,204,000	22,640,000	615,000	32,799,000
45	JINJA CITY	3,480,000	7,204,000	18,740,000	615,000	30,039,000
46	KAABONG	3,120,000	7,204,000	20,260,000	615,000	31,199,000
47	Karenga	1,920,000	7,204,000	10,760,000	615,000	20,499,000
48	KABALE	3,900,000	7,204,000	45,360,000	615,000	57,079,000
49	KABAROLE	2,880,000	7,204,000	28,500,000	615,000	39,199,000
50	KABERAMAIDO	1,920,000	7,204,000	11,840,000	615,000	21,579,000
51	Kalaki	1,620,000	7,204,000	8,280,000	615,000	17,719,000
52	KAGADI	2,400,000	7,204,000	36,800,000	615,000	47,019,000
53	KAKUMIRO	2,100,000	7,204,000	20,160,000	615,000	30,079,000
54	KALANGALA	2,400,000	7,244,000	10,000,000	615,000	20,259,000

Integrated Child Health Days (ICHDS)						
Sn	District	District level coordination	District level mobilization	Facility Outreaches	District level supervision	TOTAL
55	KALIRO	4,380,000	7,284,000	7,580,000	615,000	19,859,000
56	KALUNGU	4,200,000	7,324,000	10,180,000	615,000	22,319,000
57	KAMPALA-Central	4,320,000	7,364,000	10,320,000	615,000	22,619,000
58	KAMPALA-Kawempe	4,020,000	7,404,000	7,180,000	615,000	19,219,000
59	KAMPALA-Makindye	4,680,000	7,444,000	30,560,000	615,000	43,299,000
60	KAMPALA-Nakawa	2,700,000	7,204,000	18,040,000	615,000	28,559,000
61	KAMPALA-Lubaga	3,360,000	7,204,000	26,200,000	615,000	37,379,000
62	KAMULI	2,640,000	7,204,000	20,260,000	615,000	30,719,000
63	KAMWENGE	1,680,000	7,204,000	17,140,000	615,000	26,639,000
64	Kitagwenda	1,800,000	7,204,000	13,200,000	615,000	22,819,000
65	KANUNGU	7,440,000	7,204,000	46,180,000	615,000	61,439,000
66	KAPCHORWA	3,180,000	7,204,000	34,780,000	615,000	45,779,000
67	KAPELEBYONG	2,460,000	7,204,000	30,020,000	615,000	40,299,000
68	KASESE	2,820,000	7,204,000	21,700,000	615,000	32,339,000
69	KASSANDA	1,920,000	7,204,000	21,560,000	615,000	31,299,000
70	KATAKWI	1,980,000	7,204,000	24,820,000	615,000	34,619,000
71	KAYUNGA	2,820,000	7,204,000	18,880,000	615,000	29,519,000
72	KIBAALE	2,640,000	7,204,000	37,640,000	615,000	48,099,000
73	KIBOGA	2,280,000	7,204,000	16,620,000	615,000	26,719,000
74	KIBUKU	2,940,000	7,204,000	23,000,000	615,000	33,759,000
75	KIKUUBE	2,520,000	7,204,000	17,260,000	615,000	27,599,000
76	KIRUHURA	3,720,000	7,204,000	19,840,000	615,000	31,379,000
77	Kazo	1,920,000	7,204,000	17,140,000	615,000	26,879,000
78	KIRYANDONGO	3,300,000	7,204,000	25,580,000	615,000	36,699,000
79	KISORO	2,040,000	7,204,000	18,800,000	615,000	28,659,000
80	KITGUM	1,860,000	7,204,000	17,020,000	615,000	26,699,000
81	KOBOKO	2,580,000	7,204,000	22,720,000	615,000	33,119,000
82	KOLE	2,640,000	7,204,000	37,780,000	615,000	48,239,000
83	KOTIDO	1,920,000	7,204,000	19,000,000	615,000	28,739,000
84	KUMI	2,700,000	7,204,000	34,820,000	615,000	45,339,000
85	KWANIA	3,000,000	7,204,000	32,880,000	615,000	43,699,000
86	KWEEN	2,520,000	7,204,000	28,360,000	615,000	38,699,000
87	KYANKWANZI	3,960,000	7,204,000	43,980,000	615,000	55,759,000
88	KYEGEGWA	3,120,000	7,204,000	20,420,000	615,000	31,359,000
89	KYENJOJO	3,000,000	7,204,000	26,580,000	615,000	37,399,000

Integrated Child Health Days (ICHDS)						
Sn	District	District level coordination	District level mobilization	Facility Outreaches	District level supervision	TOTAL
90	KYOTERA	2,580,000	7,204,000	25,340,000	615,000	35,739,000
91	LAMWO	540,000	7,204,000	19,700,000	615,000	28,059,000
92	LIRA	3,420,000	7,204,000	27,100,000	615,000	38,339,000
93	LIRA CITY	4,920,000	7,204,000	38,940,000	615,000	51,679,000
94	LUUKA	2,280,000	7,204,000	16,240,000	615,000	26,339,000
95	LUWEERO	2,040,000	7,204,000	17,320,000	615,000	27,179,000
96	LWENGO	2,940,000	7,204,000	20,440,000	615,000	31,199,000
97	LYANTONDE	2,940,000	7,204,000	35,800,000	615,000	46,559,000
98	MANAFWA	2,580,000	7,204,000	24,800,000	615,000	35,199,000
99	MARACHA	2,760,000	7,204,000	16,820,000	615,000	27,399,000
100	MASAKA	540,000	7,204,000	14,160,000	615,000	22,519,000
101	MASAKA CITY	3,360,000	7,204,000	16,020,000	615,000	27,199,000
102	MASINDI	3,900,000	7,204,000	44,320,000	615,000	56,039,000
103	MAYUGE	4,080,000	7,204,000	32,580,000	615,000	44,479,000
104	MBALE	540,000	7,204,000	15,400,000	615,000	23,759,000
105	MBALE CITY	3,180,000	7,204,000	13,300,000	615,000	24,299,000
106	MBARARA	540,000	7,204,000	13,520,000	615,000	21,879,000
107	MBARARA CITY	2,520,000	7,204,000	25,900,000	615,000	36,239,000
108	Rwampara	4,380,000	7,204,000	30,880,000	615,000	43,079,000
109	MITOOMA	2,100,000	7,204,000	16,260,000	615,000	26,179,000
110	MITYANA	2,340,000	7,204,000	16,580,000	615,000	26,739,000
111	MOROTO	2,880,000	7,204,000	15,020,000	615,000	25,719,000
112	MOYO	3,420,000	7,204,000	24,560,000	615,000	35,799,000
113	Obongi	4,620,000	7,204,000	31,540,000	615,000	43,979,000
114	MPIGI	1,200,000	7,204,000	17,720,000	615,000	26,739,000
115	MUBENDE	1,680,000	7,204,000	12,020,000	615,000	21,519,000
116	MUKONO	2,760,000	7,204,000	19,060,000	615,000	29,639,000
117	NABILATUK	3,360,000	7,204,000	16,860,000	615,000	28,039,000
118	NAKAPIRIPIT	2,460,000	7,204,000	17,140,000	615,000	27,419,000
119	NAKASEKE	2,940,000	7,204,000	45,360,000	615,000	56,119,000
120	NAKASONGOLA	3,600,000	7,204,000	35,060,000	615,000	46,479,000
121	NAMAYINGO	1,920,000	7,204,000	13,560,000	615,000	23,299,000
122	NAMISINDWA	2,460,000	7,204,000	18,340,000	615,000	28,619,000
123	NAMUTUMBA	1,740,000	7,204,000	24,020,000	615,000	33,579,000
124	NAPAK	1,380,000	7,204,000	17,380,000	615,000	26,579,000

Integrated Child Health Days (ICHDS)						
Sn	District	District level coordination	District level mobilization	Facility Outreaches	District level supervision	TOTAL
125	NEBBI	4,680,000	7,204,000	33,560,000	615,000	46,059,000
126	NGORA	1,860,000	7,204,000	40,500,000	615,000	50,179,000
127	NTOROKO	1,980,000	7,204,000	19,040,000	615,000	28,839,000
128	NTUNGAMO	2,820,000	7,204,000	20,480,000	615,000	31,119,000
129	NWOYA	1,740,000	7,204,000	23,960,000	615,000	33,519,000
130	OMORO	2,700,000	7,204,000	18,180,000	615,000	28,699,000
131	OTUKE	3,420,000	7,204,000	23,080,000	615,000	34,319,000
132	OYAM	1,680,000	7,204,000	31,660,000	615,000	41,159,000
133	PADER	3,000,000	7,204,000	20,860,000	615,000	31,679,000
134	PAKWACH	3,120,000	7,204,000	24,360,000	615,000	35,299,000
135	PALLISA	3,360,000	7,204,000	25,040,000	615,000	36,219,000
136	RAKAI	2,100,000	7,204,000	33,120,000	615,000	43,039,000
137	RUBANDA	2,040,000	7,204,000	24,500,000	615,000	34,359,000
138	RUBIRIZI	3,300,000	7,204,000	29,460,000	615,000	40,579,000
139	RUKIGA	1,500,000	7,204,000	16,600,000	615,000	25,919,000
140	RUKUNGIRI	2,700,000	7,204,000	23,640,000	615,000	34,159,000
141	SERERE	2,700,000	7,204,000	24,220,000	615,000	34,739,000
142	SHEEMA	4,260,000	7,204,000	51,100,000	615,000	63,179,000
143	SIRONKO	2,400,000	7,204,000	16,900,000	615,000	27,119,000
144	SOROTI	540,000	7,204,000	22,260,000	615,000	30,619,000
145	SOROTI CITY	2,700,000	7,204,000	19,220,000	615,000	29,739,000
146	SSEMBABULE	1,920,000	7,204,000	21,080,000	615,000	30,819,000
147	TORORO	5,520,000	7,204,000	65,140,000	615,000	78,479,000
148	WAKISO	8,700,000	7,204,000	37,060,000	1,845,000	54,809,000
149	YUMBE	3,660,000	7,204,000	42,420,000	615,000	53,899,000
150	ZOMBO	2,040,000	7,204,000	22,960,000	615,000	32,819,000
	TOTAL	406,380,000	1,081,440,000	3,567,380,000	93,480,000	5,148,680,000

Annex 18.3: IPFs for Yellow Fever Phase 1

Yellow Fever Phase 1								
Sn	District	Micro-plan development at the Districts level, District coordination meetings	Trainings	Advocacy and review meetings	AEFI surveillance training and implementation	IM monitors transport and SDA for monitors & supervisors	Personnel costs for PMVCs implementation	TOTAL
1	ABIM	12,440,000	38,670,000	39,130,320	18,545,000	18,869,403	106,780,000	234,434,723
2	AMUDAT	12,440,000	21,450,000	22,126,800	10,680,000	18,869,403	56,920,000	142,486,203
3	KAABONG	12,440,000	15,972,500	15,514,320	8,260,000	18,869,403	37,530,000	108,586,223
4	Karenga	12,440,000	14,712,500	15,514,320	7,600,000	18,869,403	37,530,000	106,666,223
5	KOTIDO	12,440,000	19,162,500	19,292,880	9,690,000	18,869,403	47,210,000	126,664,783
6	MOROTO	12,440,000	38,775,000	39,424,320	18,600,000	18,869,403	107,100,000	235,208,723
7	NABILATUK	12,440,000	8,622,500	9,846,480	4,795,000	18,869,403	21,230,000	75,803,383
8	NAKAPIRIPIT	12,440,000	12,787,500	13,625,040	6,720,000	18,869,403	31,990,000	96,431,943
9	NAPAK	12,440,000	13,207,500	13,625,040	6,940,000	18,869,403	31,990,000	97,071,943
	Total	111,960,000	183,360,000	188,099,520	91,830,000	169,824,623	478,280,000	1,223,354,143

Annex 18.4: IPFs for Covid19 vaccination Delivery Support

Covid19 vaccination Delivery Support (CDS)-THIRD WINDOW											
Sn	District	Engage and train health workers in specialized clinics and introduce vaccination	Conduct Health worker, Elderly and Teachers Covid 19 Vaccination Inventory	Additional Support for Hard to island districts	Training of HMIS officers in SPT, DHIS 2, data management and use of data for decision making.	Build capacity and facilitate cold chain technicians to forecast for their supplies and distribution orders.	Advocacy meetings	Data bundles for Data entry into DHIS 2	Radio Talk shows & Announcements	District e-cash transactional costs	TOTAL
1	ABIM	7,548,000	6,984,000	-	2,688,000	240,000	600,000	1,524,000	8,384,000	293,664	28,261,664
2	ADJUMANI	10,548,000	5,424,000	-	3,728,000	240,000	600,000	1,524,000	8,384,000	319,704	30,767,704
3	AGAGO	10,698,000	11,568,000	-	3,780,000	240,000	600,000	1,524,000	8,384,000	386,337	37,180,337
4	ALEBTONG	6,648,000	6,024,000	-	2,376,000	240,000	600,000	1,524,000	8,384,000	270,858	26,066,858
5	AMOLATAR	5,898,000	6,720,000	-	2,116,000	240,000	600,000	1,524,000	8,384,000	267,561	25,749,561
6	AMUDAT	6,198,000	4,728,000	-	2,220,000	240,000	600,000	1,524,000	8,384,000	250,887	24,144,887
7	AMURIA	7,698,000	7,824,000	-	2,740,000	240,000	600,000	1,524,000	8,384,000	304,605	29,314,605

Covid19 vaccination Delivery Support (CDS)-THIRD WINDOW											
Sn	District	Engage and train health workers in specialized clinics and introduce vaccination	Conduct Health worker, Elderly and Teachers Covid 19 Vaccination Inventory	Additional Support for Hard to island districts	Training of HMIS officers in SPT, DHIS 2, data management and use of data for decision making.	Build capacity and facilitate cold chain technicians to forecast for their supplies and distribution orders.	Advocacy meetings	Data bundles for Data entry into DHIS 2	Radio Talk shows & Announcements	District e-cash transactional costs	TOTAL
8	AMURU	7,998,000	5,832,000	-	2,844,000	240,000	600,000	1,524,000	8,384,000	287,931	27,709,931
9	APAC	7,848,000	5,400,000	-	2,792,000	240,000	600,000	1,524,000	8,384,000	281,274	27,069,274
10	ARUA	5,898,000	1,824,000	-	1,700,000	240,000	600,000	1,524,000	8,384,000	211,785	20,381,785
11	ARUA CITY	5,898,000	1,416,000	-	2,532,000	240,000	600,000	1,524,000	8,384,000	216,237	20,810,237
12	Terego	7,848,000	2,952,000	-	2,792,000	240,000	600,000	1,524,000	8,384,000	255,570	24,595,570
13	Madi Okollo	7,848,000	5,400,000	-	2,792,000	240,000	600,000	1,524,000	8,384,000	281,274	27,069,274
14	BUDAKA	7,398,000	8,592,000	-	2,636,000	240,000	600,000	1,524,000	8,384,000	308,427	29,682,427
15	BUDUDA	9,198,000	12,144,000	-	3,260,000	240,000	600,000	1,524,000	8,384,000	371,175	35,721,175
16	BUGIRI	7,848,000	8,664,000	-	2,792,000	240,000	600,000	1,524,000	8,384,000	315,546	30,367,546
17	BUGWERI	6,798,000	3,192,000	-	2,428,000	240,000	600,000	1,524,000	8,384,000	243,243	23,409,243
18	BUHWEJU	8,148,000	6,264,000	-	2,896,000	240,000	600,000	1,524,000	8,384,000	294,588	28,350,588
19	BUIKWE	7,698,000	5,784,000	-	2,740,000	240,000	600,000	1,524,000	8,384,000	283,185	27,253,185
20	BUKEDEA	6,948,000	6,888,000	-	2,480,000	240,000	600,000	1,524,000	8,384,000	284,172	27,348,172
21	BUKOMANSIM BI	8,598,000	4,296,000	-	3,052,000	240,000	600,000	1,524,000	8,384,000	280,287	26,974,287
22	BUKWO	6,648,000	8,880,000	-	2,376,000	240,000	600,000	1,524,000	8,384,000	300,846	28,952,846
23	BULAMBULI	6,798,000	10,944,000	-	2,428,000	240,000	600,000	1,524,000	8,384,000	324,639	31,242,639
24	BULIISA	7,098,000	4,056,000	-	2,532,000	240,000	600,000	1,524,000	8,384,000	256,557	24,690,557
25	BUNDIBUGYO	8,448,000	11,616,000	-	3,000,000	240,000	600,000	1,524,000	8,384,000	355,026	34,167,026
26	BUNYANGABU	6,348,000	5,976,000	-	2,272,000	240,000	600,000	1,524,000	8,384,000	266,112	25,610,112
27	BUSHENYI	8,448,000	7,536,000	-	3,000,000	240,000	600,000	1,524,000	8,384,000	312,186	30,044,186
28	BUSIA	6,948,000	8,520,000	-	2,480,000	240,000	600,000	1,524,000	8,384,000	301,308	28,997,308
29	BUTALEJA	9,648,000	6,912,000	-	3,416,000	240,000	600,000	1,524,000	8,384,000	322,602	31,046,602
30	BUTAMBALA	8,148,000	3,408,000	-	2,896,000	240,000	600,000	1,524,000	8,384,000	264,600	25,464,600
31	BUTEBO	8,448,000	7,536,000	-	3,000,000	240,000	600,000	1,524,000	8,384,000	312,186	30,044,186
32	BUVUMA	6,948,000	4,032,000	360,360,000	2,480,000	240,000	600,000	1,524,000	8,384,000	4,037,964	388,605,964
33	BUYENDE	6,198,000	5,952,000	6,930,000	2,220,000	240,000	600,000	1,524,000	8,384,000	336,504	32,384,504
34	DOKOLO	6,648,000	6,024,000	-	2,376,000	240,000	600,000	1,524,000	8,384,000	270,858	26,066,858

Covid19 vaccination Delivery Support (CDS)-THIRD WINDOW											
Sn	District	Engage and train health workers in specialized clinics and introduce vaccination	Conduct Health worker, Elderly and Teachers Covid 19 Vaccination Inventory	Additional Support for Hard to island districts	Training of HMIS officers in SPT, DHIS 2, data management and use of data for decision making.	Build capacity and facilitate cold chain technicians to forecast for their supplies and distribution orders.	Advocacy meetings	Data bundles for Data entry into DHIS 2	Radio Talk shows & Announcements	District e-cash transactional costs	TOTAL
35	FORT PORTAL CITY	5,748,000	3,840,000	-	1,700,000	240,000	600,000	1,524,000	8,384,000	231,378	22,267,378
36	GOMBA	7,698,000	4,968,000	-	2,740,000	240,000	600,000	1,524,000	8,384,000	274,617	26,428,617
37	GULU	5,598,000	960,000	-	2,272,000	240,000	600,000	1,524,000	8,384,000	205,569	19,783,569
38	GULU CITY	5,598,000	5,856,000	-	1,700,000	240,000	600,000	1,524,000	8,384,000	250,971	24,152,971
39	HOIMA	5,898,000	1,008,000	-	2,532,000	240,000	600,000	1,524,000	8,384,000	211,953	20,397,953
40	HOIMA CITY	5,898,000	6,720,000	-	1,700,000	240,000	600,000	1,524,000	8,384,000	263,193	25,329,193
41	IBANDA	9,198,000	5,208,000	-	3,260,000	240,000	600,000	1,524,000	8,384,000	298,347	28,712,347
42	IGANGA	9,048,000	12,936,000	-	3,208,000	240,000	600,000	1,524,000	8,384,000	377,370	36,317,370
43	ISINGIRO	10,998,000	3,864,000	6,930,000	3,884,000	240,000	600,000	1,524,000	8,384,000	382,452	36,806,452
44	JINJA	7,398,000	1,656,000	-	3,520,000	240,000	600,000	1,524,000	8,384,000	244,881	23,566,881
45	JINJA CITY	7,398,000	8,184,000	-	1,700,000	240,000	600,000	1,524,000	8,384,000	294,315	28,324,315
46	KAABONG	10,548,000	7,056,000	-	3,728,000	240,000	600,000	1,524,000	8,384,000	336,840	32,416,840
47	Karenga	6,498,000	4,368,000	-	2,324,000	240,000	600,000	1,524,000	8,384,000	251,349	24,189,349
48	KABALE	15,648,000	7,872,000	6,930,000	5,496,000	240,000	600,000	1,524,000	8,384,000	490,287	47,184,287
49	KABAROLE	5,748,000	984,000	-	2,376,000	240,000	600,000	1,524,000	8,384,000	208,488	20,064,488
50	KABERAMAID O	6,648,000	3,984,000	13,860,000	2,376,000	240,000	600,000	1,524,000	8,384,000	394,968	38,010,968
51	Kalaki	7,098,000	4,464,000	6,930,000	2,532,000	240,000	600,000	1,524,000	8,384,000	333,606	32,105,606
52	KAGADI	10,098,000	15,144,000	6,930,000	3,572,000	240,000	600,000	1,524,000	8,384,000	488,166	46,980,166
53	KAKUMIRO	9,198,000	10,512,000	-	3,260,000	240,000	600,000	1,524,000	8,384,000	354,039	34,072,039
54	KALANGALA	6,948,000	3,216,000	443,520,000	2,480,000	240,000	600,000	1,524,000	8,384,000	4,902,576	471,814,576
55	KALIRO	8,148,000	6,672,000	-	2,896,000	240,000	600,000	1,524,000	8,384,000	298,872	28,762,872
56	KALUNGU	7,248,000	3,264,000	-	2,584,000	240,000	600,000	1,524,000	8,384,000	250,362	24,094,362
57	KAMPALA-Central	8,598,000	8,784,000	-	3,052,000	240,000	600,000	1,524,000	8,384,000	327,411	31,509,411
58	KAMPALA-Kawempe	8,598,000	9,192,000	-	3,052,000	240,000	600,000	1,524,000	8,384,000	331,695	31,921,695

Covid19 vaccination Delivery Support (CDS)-THIRD WINDOW											
Sn	District	Engage and train health workers in specialized clinics and introduce vaccination	Conduct Health worker, Elderly and Teachers Covid 19 Vaccination Inventory	Additional Support for Hard to island districts	Training of HMIS officers in SPT, DHIS 2, data management and use of data for decision making.	Build capacity and facilitate cold chain technicians to forecast for their supplies and distribution orders.	Advocacy meetings	Data bundles for Data entry into DHIS 2	Radio Talk shows & Announcements	District e-cash transactional costs	TOTAL
59	KAMPALA-Makindye	8,598,000	5,928,000	-	3,052,000	240,000	600,000	1,524,000	8,384,000	297,423	28,623,423
60	KAMPALA-Nakawa	8,598,000	10,008,000	-	3,052,000	240,000	600,000	1,524,000	8,384,000	340,263	32,746,263
61	KAMPALA-Lubaga	8,598,000	9,600,000	-	3,052,000	240,000	600,000	1,524,000	8,384,000	335,979	32,333,979
62	KAMULI	8,148,000	9,528,000	-	2,896,000	240,000	600,000	1,524,000	8,384,000	328,860	31,648,860
63	KAMWENGE	11,298,000	7,584,000	-	3,988,000	240,000	600,000	1,524,000	8,384,000	352,989	33,970,989
64	Kitagwenda	6,948,000	5,664,000	-	2,480,000	240,000	600,000	1,524,000	8,384,000	271,320	26,111,320
65	KANUNGU	20,448,000	12,720,000	-	7,160,000	240,000	600,000	1,524,000	8,384,000	536,298	51,612,298
66	KAPCHORWA	13,398,000	7,512,000	-	4,716,000	240,000	600,000	1,524,000	8,384,000	381,927	36,755,927
67	KAPELEBYONG	7,998,000	5,016,000	-	2,844,000	240,000	600,000	1,524,000	8,384,000	279,363	26,885,363
68	KASESE	8,298,000	18,528,000	-	2,948,000	240,000	600,000	1,524,000	8,384,000	425,481	40,947,481
69	KASSANDA	9,798,000	6,936,000	-	3,468,000	240,000	600,000	1,524,000	8,384,000	324,975	31,274,975
70	KATAKWI	6,198,000	8,400,000	-	2,220,000	240,000	600,000	1,524,000	8,384,000	289,443	27,855,443
71	KAYUNGA	15,648,000	7,056,000	-	5,496,000	240,000	600,000	1,524,000	8,384,000	408,954	39,356,954
72	KIBAALE	6,798,000	6,048,000	-	2,428,000	240,000	600,000	1,524,000	8,384,000	273,231	26,295,231
73	KIBOGA	11,748,000	6,840,000	-	4,144,000	240,000	600,000	1,524,000	8,384,000	351,540	33,831,540
74	KIBUKU	6,498,000	9,264,000	-	2,324,000	240,000	600,000	1,524,000	8,384,000	302,757	29,136,757
75	KIKUUBE	8,598,000	3,480,000	-	3,052,000	240,000	600,000	1,524,000	8,384,000	271,719	26,149,719
76	KIRUHURA	6,948,000	6,072,000	-	2,480,000	240,000	600,000	1,524,000	8,384,000	275,604	26,523,604
77	Kazo	9,348,000	4,824,000	-	3,312,000	240,000	600,000	1,524,000	8,384,000	296,436	28,528,436
78	KIRYANDONG O	8,298,000	5,880,000	-	2,948,000	240,000	600,000	1,524,000	8,384,000	292,677	28,166,677
79	KISORO	8,898,000	10,464,000	13,860,000	3,156,000	240,000	600,000	1,524,000	8,384,000	494,823	47,620,823
80	KITGUM	7,998,000	9,504,000	-	2,844,000	240,000	600,000	1,524,000	8,384,000	326,487	31,420,487
81	KOBOKO	9,348,000	5,232,000	-	3,312,000	240,000	600,000	1,524,000	8,384,000	300,720	28,940,720
82	KOLE	8,598,000	5,112,000	-	3,052,000	240,000	600,000	1,524,000	8,384,000	288,855	27,798,855
83	KOTIDO	7,098,000	8,136,000	-	2,532,000	240,000	600,000	1,524,000	8,384,000	299,397	28,813,397

Sn	District	Covid19 vaccination Delivery Support (CDS)-THIRD WINDOW									TOTAL
		Engage and train health workers in specialized clinics and introduce vaccination	Conduct Health worker, Elderly and Teachers Covid 19 Vaccination Inventory	Additional Support for Hard to island districts	Training of HMIS officers in SPT, DHIS 2, data management and use of data for decision making.	Build capacity and facilitate cold chain technicians to forecast for their supplies and distribution orders.	Advocacy meetings	Data bundles for Data entry into DHIS 2	Radio Talk shows & Announcements	District e-cash transactional costs	
84	KUMI	6,648,000	7,656,000	6,930,000	2,376,000	240,000	600,000	1,524,000	8,384,000	360,759	34,718,759
85	KWANIA	7,248,000	4,896,000	27,720,000	2,584,000	240,000	600,000	1,524,000	8,384,000	558,558	53,754,558
86	KWEEN	7,548,000	8,208,000	-	2,688,000	240,000	600,000	1,524,000	8,384,000	306,516	29,498,516
87	KYANKWANZI	7,848,000	9,072,000	-	2,792,000	240,000	600,000	1,524,000	8,384,000	319,830	30,779,830
88	KYEGEGWA	7,548,000	8,208,000	-	2,688,000	240,000	600,000	1,524,000	8,384,000	306,516	29,498,516
89	KYENJOJO	7,998,000	13,176,000	-	2,844,000	240,000	600,000	1,524,000	8,384,000	365,043	35,131,043
90	KYOTERA	7,098,000	6,096,000	-	2,532,000	240,000	600,000	1,524,000	8,384,000	277,977	26,751,977
91	LAMWO	8,898,000	8,424,000	-	3,156,000	240,000	600,000	1,524,000	8,384,000	327,873	31,553,873
92	LIRA	9,348,000	4,824,000	-	3,312,000	240,000	600,000	1,524,000	8,384,000	296,436	28,528,436
93	LIRA CITY	5,748,000	984,000	-	1,700,000	240,000	600,000	1,524,000	8,384,000	201,390	19,381,390
94	LUUKA	8,298,000	5,472,000	-	2,948,000	240,000	600,000	1,524,000	8,384,000	288,393	27,754,393
95	LUWEERO	14,448,000	8,904,000	-	5,080,000	240,000	600,000	1,524,000	8,384,000	411,390	39,591,390
96	LWENGO	10,398,000	4,992,000	-	3,676,000	240,000	600,000	1,524,000	8,384,000	313,047	30,127,047
97	LYANTONDE	13,248,000	4,632,000	-	4,664,000	240,000	600,000	1,524,000	8,384,000	349,566	33,641,566
98	MANAFWA	7,548,000	13,512,000	-	2,688,000	240,000	600,000	1,524,000	8,384,000	362,208	34,858,208
99	MARACHA	6,198,000	3,504,000	-	2,220,000	240,000	600,000	1,524,000	8,384,000	238,035	22,908,035
100	MASAKA	6,048,000	1,848,000	-	1,700,000	240,000	600,000	1,524,000	8,384,000	213,612	20,557,612
101	MASAKA CITY	6,048,000	1,032,000	-	2,584,000	240,000	600,000	1,524,000	8,384,000	214,326	20,626,326
102	MASINDI	9,948,000	8,184,000	-	3,520,000	240,000	600,000	1,524,000	8,384,000	340,200	32,740,200
103	MAYUGE	13,098,000	7,872,000	48,510,000	4,612,000	240,000	600,000	1,524,000	8,384,000	890,820	85,730,820
104	MBALE	7,848,000	7,440,000	-	3,884,000	240,000	600,000	1,524,000	8,384,000	314,160	30,234,160
105	MBALE CITY	7,848,000	1,320,000	-	1,700,000	240,000	600,000	1,524,000	8,384,000	226,968	21,842,968
106	MBARARA	11,298,000	5,544,000	-	3,988,000	240,000	600,000	1,524,000	8,384,000	331,569	31,909,569
107	MBARARA CITY	7,398,000	1,248,000	-	1,700,000	240,000	600,000	1,524,000	8,384,000	221,487	21,315,487
108	Rwampara	7,848,000	3,768,000	-	2,792,000	240,000	600,000	1,524,000	8,384,000	264,138	25,420,138
109	MITOOMA	7,398,000	7,776,000	-	3,520,000	240,000	600,000	1,524,000	8,384,000	309,141	29,751,141
110	MITYANA	15,198,000	8,616,000	20,790,000	5,340,000	240,000	600,000	1,524,000	8,384,000	637,266	61,329,266
111	MOROTO	7,248,000	4,080,000	-	2,584,000	240,000	600,000	1,524,000	8,384,000	258,930	24,918,930

Covid19 vaccination Delivery Support (CDS)-THIRD WINDOW											
Sn	District	Engage and train health workers in specialized clinics and introduce vaccination	Conduct Health worker, Elderly and Teachers Covid 19 Vaccination Inventory	Additional Support for Hard to island districts	Training of HMIS officers in SPT, DHIS 2, data management and use of data for decision making.	Build capacity and facilitate cold chain technicians to forecast for their supplies and distribution orders.	Advocacy meetings	Data bundles for Data entry into DHIS 2	Radio Talk shows & Announcements	District e-cash transactional costs	TOTAL
112	MOYO	12,048,000	5,256,000	6,930,000	4,248,000	240,000	600,000	1,524,000	8,384,000	411,915	39,641,915
113	Obongi	5,598,000	2,592,000	-	2,012,000	240,000	600,000	1,524,000	8,384,000	219,975	21,169,975
114	MPIGI	10,998,000	4,680,000	13,860,000	3,884,000	240,000	600,000	1,524,000	8,384,000	463,785	44,633,785
115	MUBENDE	12,498,000	9,000,000	-	4,404,000	240,000	600,000	1,524,000	8,384,000	384,825	37,034,825
116	MUKONO	7,698,000	7,824,000	20,790,000	2,740,000	240,000	600,000	1,524,000	8,384,000	522,900	50,322,900
117	NABILATUK	9,498,000	3,216,000	-	3,364,000	240,000	600,000	1,524,000	8,384,000	281,673	27,107,673
118	NAKAPIRIPIRIT	9,348,000	4,416,000	-	3,312,000	240,000	600,000	1,524,000	8,384,000	292,152	28,116,152
119	NAKASEKE	8,898,000	6,792,000	-	3,156,000	240,000	600,000	1,524,000	8,384,000	310,737	29,904,737
120	NAKASONGOL A	10,998,000	7,128,000	-	3,884,000	240,000	600,000	1,524,000	8,384,000	343,959	33,101,959
121	NAMAYINGO	6,498,000	4,776,000	110,880,000	2,324,000	240,000	600,000	1,524,000	8,384,000	1,419,873	136,645,873
122	NAMISINDWA	8,298,000	12,408,000	-	2,948,000	240,000	600,000	1,524,000	8,384,000	361,221	34,763,221
123	NAMUTUMBA	9,798,000	8,976,000	-	3,468,000	240,000	600,000	1,524,000	8,384,000	346,395	33,336,395
124	NAPAK	8,148,000	6,264,000	-	2,896,000	240,000	600,000	1,524,000	8,384,000	294,588	28,350,588
125	NEBBI	6,648,000	6,840,000	-	2,376,000	240,000	600,000	1,524,000	8,384,000	279,426	26,891,426
126	NGORA	9,648,000	5,280,000	6,930,000	3,416,000	240,000	600,000	1,524,000	8,384,000	378,231	36,400,231
127	NTOROKO	6,348,000	4,344,000	13,860,000	2,272,000	240,000	600,000	1,524,000	8,384,000	394,506	37,966,506
128	NTUNGAMO	7,398,000	14,304,000	-	2,636,000	240,000	600,000	1,524,000	8,384,000	368,403	35,454,403
129	NWOYA	6,348,000	4,752,000	-	2,272,000	240,000	600,000	1,524,000	8,384,000	253,260	24,373,260
130	OMORO	10,248,000	7,008,000	-	3,624,000	240,000	600,000	1,524,000	8,384,000	332,094	31,960,094
131	OTUKE	5,748,000	5,880,000	-	2,376,000	240,000	600,000	1,524,000	8,384,000	259,896	25,011,896
132	OYAM	8,448,000	7,128,000	-	3,000,000	240,000	600,000	1,524,000	8,384,000	307,902	29,631,902
133	PADER	5,898,000	9,576,000	-	2,116,000	240,000	600,000	1,524,000	8,384,000	297,549	28,635,549
134	PAKWACH	7,998,000	4,608,000	-	2,844,000	240,000	600,000	1,524,000	8,384,000	275,079	26,473,079
135	PALLISA	8,748,000	9,216,000	27,720,000	3,104,000	240,000	600,000	1,524,000	8,384,000	625,128	60,161,128
136	RAKAI	6,348,000	8,016,000	-	2,272,000	240,000	600,000	1,524,000	8,384,000	287,532	27,671,532
137	RUBANDA	7,998,000	7,464,000	13,860,000	2,844,000	240,000	600,000	1,524,000	8,384,000	450,597	43,364,597
138	RUBIRIZI	8,598,000	5,112,000	-	3,052,000	240,000	600,000	1,524,000	8,384,000	288,855	27,798,855
139	RUKIGA	9,498,000	3,216,000	-	3,364,000	240,000	600,000	1,524,000	8,384,000	281,673	27,107,673

Covid19 vaccination Delivery Support (CDS)-THIRD WINDOW											
Sn	District	Engage and train health workers in specialized clinics and introduce vaccination	Conduct Health worker, Elderly and Teachers Covid 19 Vaccination Inventory	Additional Support for Hard to island districts	Training of HMIS officers in SPT, DHIS 2, data management and use of data for decision making.	Build capacity and facilitate cold chain technicians to forecast for their supplies and distribution orders.	Advocacy meetings	Data bundles for Data entry into DHIS 2	Radio Talk shows & Announcements	District e-cash transactional costs	TOTAL
140	RUKUNGIRI	7,248,000	6,936,000	-	2,584,000	240,000	600,000	1,524,000	8,384,000	288,918	27,804,918
141	SERERE	8,148,000	6,672,000	-	2,896,000	240,000	600,000	1,524,000	8,384,000	298,872	28,762,872
142	SHEEMA	8,148,000	17,688,000	-	2,896,000	240,000	600,000	1,524,000	8,384,000	414,540	39,894,540
143	SIRONKO	7,998,000	5,424,000	-	2,844,000	240,000	600,000	1,524,000	8,384,000	283,647	27,297,647
144	SOROTI	6,348,000	1,080,000	-	1,700,000	240,000	600,000	1,524,000	8,384,000	208,698	20,084,698
145	SOROTI CITY	6,348,000	7,200,000	-	2,792,000	240,000	600,000	1,524,000	8,384,000	284,424	27,372,424
146	SSEMBABULE	9,498,000	6,888,000	20,790,000	3,364,000	240,000	600,000	1,524,000	8,384,000	538,524	51,826,524
147	TORORO	11,298,000	18,192,000	-	3,988,000	240,000	600,000	1,524,000	8,384,000	464,373	44,690,373
148	WAKISO	64,386,000	16,464,000	97,020,000	44,660,000	1,680,000	4,200,000	10,668,000	58,688,000	3,126,543	300,892,543
149	YUMBE	8,898,000	11,280,000	-	3,156,000	240,000	600,000	1,524,000	8,384,000	357,861	34,439,861
150	ZOMBO	6,498,000	6,408,000	-	2,324,000	240,000	600,000	1,524,000	8,384,000	272,769	26,250,769
		1,307,988,000	1,016,952,000	1,302,840,000	486,044,000	37,440,000	93,600,000	237,744,000	1,307,904,000	60,800,376	5,851,312,376

Annex 18.5: IPFs for Malaria Introduction

Malaria Introduction-VIG									
Sn	District	Micro planning meetings for integrating malaria vaccine into routine immunization service delivery	Quarterly integrated outreaches	Mobilization and leader engagements	Community mobilization and sensitization	Hold feedback meetings	Capacity building	TOTAL	
1	ABIM	19,030,000	147,730,000	68,800,000	95,840,000	16,660,000	13,875,000	361,935,000	
2	AGAGO	31,530,000	239,530,000	112,090,000	179,960,000	18,260,000	19,485,000	600,855,000	
3	BUGIRI	16,750,000	139,570,000	63,220,000	74,200,000	16,340,000	12,855,000	322,935,000	
4	BUSIA	19,220,000	51,850,000	29,995,000	37,460,000	15,220,000	14,130,000	167,875,000	
5	GULU	12,900,000	113,050,000	54,055,000	69,880,000	16,340,000	11,070,000	277,295,000	
6	GULU CITY	22,870,000	33,490,000	19,960,000	24,440,000	14,420,000	15,915,000	131,095,000	
7	KIRYANDONGO	19,270,000	170,170,000	82,600,000	126,200,000	17,620,000	13,875,000	429,735,000	

Malaria Introduction-VIG								
Sn	District	Micro planning meetings for integrating malaria vaccine into routine immunization service delivery	Quarterly integrated outreaches	Mobilization and leader engagements	Community mobilization and sensitization	Hold feedback meetings	Capacity building	TOTAL
8	KITGUM	21,030,000	106,930,000	51,580,000	85,860,000	15,860,000	14,895,000	296,155,000
9	KOTIDO	24,880,000	100,810,000	51,145,000	76,420,000	15,860,000	16,680,000	285,795,000
10	KWANIA	23,080,000	243,610,000	104,365,000	108,780,000	17,460,000	15,660,000	512,955,000
11	LAMWO	19,570,000	100,810,000	38,590,000	30,200,000	14,420,000	14,385,000	217,975,000
12	LIRA	18,320,000	131,410,000	59,005,000	65,280,000	16,020,000	13,620,000	303,655,000
13	LIRA CITY	14,710,000	206,890,000	87,040,000	107,160,000	16,980,000	11,835,000	444,615,000
14	NAPAK	22,090,000	98,770,000	48,370,000	52,600,000	15,700,000	15,405,000	252,935,000
15	NWOYA	20,050,000	108,970,000	55,390,000	89,640,000	16,340,000	14,385,000	304,775,000
16	OMORO	30,580,000	151,810,000	74,095,000	145,680,000	16,660,000	19,230,000	438,055,000
17	OTUKE	29,210,000	194,650,000	94,510,000	148,260,000	17,780,000	18,465,000	502,875,000
18	OYAM	17,690,000	98,770,000	46,810,000	81,160,000	15,700,000	13,365,000	273,495,000
19	PADER	24,730,000	202,810,000	92,950,000	110,460,000	17,460,000	16,425,000	464,835,000
		407,510,000	2,641,630,000	1,234,570,000	1,709,480,000	311,100,000	285,555,000	6,589,845,000

Annex 18.6: IPFs for Intergrated Child Health Days

YF Phase 2								
Sn	District	Coordination meetings	Trainings	Advocacy and review meetings, minor Incinerators maintenance and waste management	Personnel costs for PMVCs implementation	Icepack Handling with in Districts; Delivery and collection of vaccines and icepacks from DVS to Sub county and posts; Advocacy and Communication	Financial management supervision	TOTAL
1	BUHWEJU	14,400,000	25,465,000	11,141,667	97,830,000	9,871,300	1,057,500	159,765,467
2	BUIKWE	13,970,000	63,655,000	12,430,000	271,140,000	10,372,800	1,057,500	372,625,300
3	BUKOMANSIMBI	12,680,000	22,405,000	9,935,000	98,370,000	8,824,500	1,057,500	153,272,000
4	BUSHENYI	14,830,000	38,480,000	11,943,333	168,140,000	10,373,000	1,057,500	244,823,833
5	BUTAMBALA	12,680,000	16,770,000	9,705,000	68,590,000	8,714,100	1,057,500	117,516,600

Sn	District	YF Phase 2						
		Coordination meetings	Trainings	Advocacy and review meetings, minor Incinerators maintenance and waste management	Personnel costs for PMVCs implementation	Icepack Handling with in Districts; Delivery and collection of vaccines and icepacks from DVS to Sub county and posts; Advocacy and Communication	Financial management supervision	TOTAL
6	BUVUMA	13,325,000	21,715,000	10,312,500	88,395,000	9,079,800	1,057,500	143,884,800
7	GOMBA	13,110,000	25,620,000	10,336,667	110,440,000	9,134,200	1,057,500	169,698,367
8	IBANDA	14,615,000	41,650,000	11,937,500	184,665,000	10,210,500	1,057,500	264,135,500
9	ISINGIRO	17,195,000	86,910,000	15,407,500	367,285,000	12,577,500	1,057,500	500,432,500
10	KALANGALA	12,895,000	12,620,000	9,670,833	47,525,000	8,654,900	1,057,500	92,423,233
11	KAMPALA-Central	15,690,000	51,280,000	13,006,667	197,580,000	11,117,200	1,057,500	289,731,367
12	KAMPALA-Kawempe	16,120,000	52,290,000	13,318,333	188,470,000	11,383,700	1,057,500	282,639,533
13	KAMPALA-Makindye	15,905,000	51,785,000	13,162,500	196,055,000	11,149,200	1,057,500	289,114,200
14	KAMPALA-Nakawa	16,335,000	52,795,000	13,474,167	196,545,000	11,415,700	1,057,500	291,622,367
15	KAMPALA-Lubaga	14,185,000	47,745,000	11,915,833	184,135,000	10,083,200	1,057,500	269,121,533
16	KAYUNGA	14,185,000	56,075,000	12,255,833	234,575,000	10,246,400	1,057,500	328,394,733
17	KIRUHURA	13,970,000	29,600,000	11,040,000	124,880,000	9,705,600	1,057,500	190,253,100
18	Kazo	13,540,000	32,510,000	10,888,333	136,430,000	9,515,900	1,057,500	203,941,733
19	KYOTERA	14,400,000	39,185,000	11,701,667	159,830,000	10,140,100	1,057,500	236,314,267
20	LUWEERO	14,185,000	70,285,000	12,835,833	304,515,000	10,524,800	1,057,500	413,403,133
21	LWENGO	13,540,000	40,350,000	11,208,333	177,670,000	9,669,500	1,057,500	253,495,333
22	LYANTONDE	13,110,000	18,270,000	10,036,667	76,180,000	8,990,200	1,057,500	127,644,367
23	MASAKA	13,325,000	45,725,000	11,292,500	195,215,000	9,550,200	1,057,500	276,165,200
24	MBARARA	13,970,000	53,855,000	12,030,000	231,020,000	10,180,800	1,057,500	322,113,300
25	Rwampara	13,540,000	23,445,000	10,518,333	99,430,000	9,338,300	1,057,500	157,329,133
26	MITOOMA	14,400,000	31,100,000	11,371,667	140,270,000	9,981,700	1,057,500	208,180,867
27	MPIGI	13,325,000	39,845,000	11,052,500	170,195,000	9,435,000	1,057,500	244,910,000
28	MUKONO	15,260,000	94,615,000	14,505,000	396,450,000	11,719,500	1,057,500	533,607,000
29	NTUNGAMO	18,270,000	81,840,000	15,876,667	347,920,000	13,196,200	1,057,500	478,160,367
30	RAKAI	13,755,000	44,775,000	11,524,167	193,045,000	9,778,300	1,057,500	273,934,967
31	RUBIRIZI	13,755,000	23,705,000	10,664,167	98,585,000	9,365,500	1,057,500	157,132,167
32	SHEEMA	14,615,000	34,790,000	11,657,500	156,485,000	10,076,100	1,057,500	228,681,100
33	SSEMBABULE	15,045,000	45,355,000	12,359,167	190,695,000	10,529,800	1,057,500	275,041,467
34	WAKISO	17,195,000	378,950,000	27,327,500	1,550,405,000	18,299,100	1,057,500	1,993,234,100

		YF Phase 2						
Sn	District	Coordination meetings	Trainings	Advocacy and review meetings, minor Incinerators maintenance and waste management	Personnel costs for PMVCs implementation	Icepack Handling with in Districts; Delivery and collection of vaccines and icepacks from DVS to Sub county and posts; Advocacy and Communication	Financial management supervision	TOTAL
		491,320,000	1,795,460,000	417,843,333	7,448,960,000	353,204,600	35,955,000	10,542,742,933

Annex 19: Health Facility Allocations

Vote Code	Local Government	Cost Centre ID	Cost Centre Name	Cost Centre Type	Supplier Number	Ownership	Grant Title	2023/24 Approved Budget
601	Arua city	252728	Riki health centre III communi	Health Center III	504549	Government	o/w PHC -NWR (Government)	26,433,023
601	Arua city	252728	Riki health centre III communi	Health Center III	504549	Government	o/w PHC -NWR (Results-based)	11,948,019
601	Arua city	256077	ADUMI HEALTH CENTRE IV	Health Center IV	504573	Government	o/w PHC -NWR (Government)	132,165,117
601	Arua city	256077	ADUMI HEALTH CENTRE IV	Health Center IV	504573	Government	o/w PHC -NWR (Results-based)	48,880,363
601	Arua city	252738	Aroi health centre III	Health Center III	506734	Government	o/w PHC -NWR (Government)	26,433,023
601	Arua city	252738	Aroi health centre III	Health Center III	506734	Government	o/w PHC -NWR (Results-based)	28,663,688
601	Arua city	252739	Ayivuni health centre 3 PHC AC	Health Center III	504548	Government	o/w PHC -NWR (Government)	26,433,023
601	Arua city	252739	Ayivuni health centre 3 PHC AC	Health Center III	504548	Government	o/w PHC -NWR (Results-based)	12,833,051
601	Arua city	252765	Ediofe Health Centre III	Health Center III	504540	UCMB	o/w PHC -NWR (PNFP)	19,792,073
601	Arua city	252765	Ediofe Health Centre III	Health Center III	504540	UCMB	o/w PHC -NWR (Results-based)	11,563,055
601	Arua city	256827	Ojee Adumi Health centre	Health Center III	504539	UCMB	o/w PHC -NWR (PNFP)	19,792,073
601	Arua city	256827	Ojee Adumi Health centre	Health Center III	504539	UCMB	o/w PHC -NWR (Results-based)	14,151,041
601	Arua city	252727	OMBDRIONDREA HEALTH CENTRE III	Health Center III	504576	Government	o/w PHC -NWR (Government)	26,433,023
601	Arua city	252727	OMBDRIONDREA HEALTH CENTRE III	Health Center III	504576	Government	o/w PHC -NWR (Results-based)	13,418,237
601	Arua city	252750	OREKU HEALTH CENTRE II	Health Center II	504551	Government	o/w PHC -NWR (Government)	13,216,512
601	Arua city	252744	Orivu health centre III	Health Center III	504550	Government	o/w PHC -NWR (Government)	26,433,023
601	Arua city	252744	Orivu health centre III	Health Center III	504550	Government	o/w PHC -NWR (Results-based)	11,095,086
601	Arua city	252766	Pajulu health centre III PHC c	Health Center III	506733	Government	o/w PHC -NWR (Government)	26,433,023
601	Arua city	252766	Pajulu health centre III PHC c	Health Center III	506733	Government	o/w PHC -NWR (Results-based)	17,899,450
601	Arua city	255919	AMC Oli HCIV account	Health Center IV	505978	Government	o/w PHC -NWR (Government)	132,165,117

Vote Code	Local Government	Cost Centre ID	Cost Centre Name	Cost Centre Type	Supplier Number	Ownership	Grant Title	2023/24 Approved Budget
601	Arua city	255919	AMC Oli HCIV account	Health Center IV	505978	Government	o/w PHC -NWR (Results-based)	66,642,192
601 Total								712,823,214
602	Fort-Portal city	256118	BUKUKU HC IV	Health Center IV	505115	Government	o/w PHC -NWR (Government)	55,597,022
602	Fort-Portal city	256118	BUKUKU HC IV	Health Center IV	505115	Government	o/w PHC -NWR (Results-based)	34,201,698
602	Fort-Portal city	253230	KARAMBI HC III	Health Center III	504712	Government	o/w PHC -NWR (Government)	11,119,404
602	Fort-Portal city	253230	KARAMBI HC III	Health Center III	504712	Government	o/w PHC -NWR (Results-based)	12,929,240
602	Fort-Portal city	253215	KIGUMA HC II	Health Center II	505116	Government	o/w PHC -NWR (Government)	5,559,702
602	Fort-Portal city	253229	Kihembo SDA Health centre	Health Center II	507110	UPMB	o/w PHC -NWR (PNFP)	10,977,819
602	Fort-Portal city	253231	RUBINGO HC II	Health Center II	506792	Government	o/w PHC -NWR (Government)	5,559,702
602	Fort-Portal city	253219	IBAALE HC II	Health Center II	505117	Government	o/w PHC -NWR (Government)	5,559,702
602	Fort-Portal city	256120	Kabarole Hospital	Hospital	505103	UPMB	o/w PHC Hospital -NWR (PNFP)	111,399,166
602	Fort-Portal city	255926	Kagote HC III	Health Center III	505993	Government	o/w PHC -NWR (Government)	11,119,404
602	Fort-Portal city	255926	Kagote HC III	Health Center III	505993	Government	o/w PHC -NWR (Results-based)	11,235,865
602	Fort-Portal city	255928	Kasusu HC III	Health Center III	506930	Government	o/w PHC -NWR (Government)	11,119,404
602	Fort-Portal city	255928	Kasusu HC III	Health Center III	506930	Government	o/w PHC -NWR (Results-based)	6,875,154
602	Fort-Portal city	256358	Kataraka HC IV	Health Center IV	505992	Government	o/w PHC -NWR (Government)	55,597,022
602	Fort-Portal city	256358	Kataraka HC IV	Health Center IV	505992	Government	o/w PHC -NWR (Results-based)	18,035,089
602	Fort-Portal city	255927	Mucwa Health Centre	Health Center III	0	Government	o/w PHC -NWR (Government)	11,119,404
602	Fort-Portal city	255927	Mucwa Health Centre	Health Center III	0	Government	o/w PHC -NWR (Results-based)	2,708,969
602	Fort-Portal city	256121	virika hospital delegated Fund	Hospital	505102	UCMB	o/w PHC Hospital -NWR (PNFP)	167,098,749

Vote Code	Local Government	Cost Centre ID	Cost Centre Name	Cost Centre Type	Supplier Number	Ownership	Grant Title	2023/24 Approved Budget
602 Total								547,812,518
603	Gulu city	252948	ALOKOLUM HCII	Health Center II	504162	Government	o/w PHC -NWR (Government)	20,684,881
603	Gulu city	252924	ST PHILPS HEALTH CENTER II	Health Center II	548094	UPMB	o/w PHC -NWR (PNFP)	7,932,967
603	Gulu city	256098	Lacor Hospital Delegated Fund	Hospital	116081	UCMB	o/w PHC Hospital -NWR (PNFP)	242,801,190
603	Gulu city	274039	Mary Queen Of Peace HC II	Health Center II	0	PNFP	o/w PHC -NWR (PNFP)	6,841,942
603	Gulu city	255935	Aywee HC III	Health Center III	506932	Government	o/w PHC -NWR (Government)	41,369,763
603	Gulu city	255935	Aywee HC III	Health Center III	506932	Government	o/w PHC -NWR (Results-based)	16,470,558
603	Gulu city	256910	Bardege HC III	Health Center III	506931	Government	o/w PHC -NWR (Government)	41,369,763
603	Gulu city	256910	Bardege HC III	Health Center III	506931	Government	o/w PHC -NWR (Results-based)	14,272,935
603	Gulu city	252962	LAPETA HCII	Health Center II	504174	Government	o/w PHC -NWR (Government)	20,684,881
603	Gulu city	255933	Laroo HC III	Health Center III	505996	Government	o/w PHC -NWR (Government)	41,369,763
603	Gulu city	255933	Laroo HC III	Health Center III	505996	Government	o/w PHC -NWR (Results-based)	16,523,573
603	Gulu city	255934	Layibi HC III	Health Center III	505997	Government	o/w PHC -NWR (Government)	41,369,763
603	Gulu city	255934	Layibi HC III	Health Center III	505997	Government	o/w PHC -NWR (Results-based)	17,684,311
603	Gulu city	252929	OITINO HEALTH CENTRE II	Health Center II	124397	Government	o/w PHC -NWR (Government)	20,684,881
603	Gulu city	252932	ST MAURTZ HEALTH CENTER III	Health Center III	506343	UCMB	o/w PHC -NWR (PNFP)	12,686,342
603	Gulu city	252932	ST MAURTZ HEALTH CENTER III	Health Center III	506343	UCMB	o/w PHC -NWR (Results-based)	15,553,809
603	Gulu city	252963	UNYAMA HCII	Health Center II	504175	Government	o/w PHC -NWR (Government)	20,684,881
603 Total								598,986,202
604	Hoima city	272454	KIHUUKYA HC III	Health Center III	506002	Government	o/w PHC -NWR (Government)	34,872,353

Vote Code	Local Government	Cost Centre ID	Cost Centre Name	Cost Centre Type	Supplier Number	Ownership	Grant Title	2023/24 Approved Budget
604	Hoima city	272454	KIHUUKYA HC III	Health Center III	506002	Government	o/w PHC -NWR (Results-based)	7,850,344
604	Hoima city	255996	BACAYAYA HC II	Health Center II	506005	Government	o/w PHC -NWR (Government)	17,436,177
604	Hoima city	255997	BUHANIKA HC III	Health Center III	506001	Government	o/w PHC -NWR (Government)	34,872,353
604	Hoima city	255997	BUHANIKA HC III	Health Center III	506001	Government	o/w PHC -NWR (Results-based)	10,178,283
604	Hoima city	252969	Bujumbura Health Centre	Health Center III	506630	UCMB	o/w PHC -NWR (PNFP)	7,349,738
604	Hoima city	252969	Bujumbura Health Centre	Health Center III	506630	UCMB	o/w PHC -NWR (Results-based)	11,712,443
604	Hoima city	255998	KYAKAPEYA HC II	Health Center II	506004	Government	o/w PHC -NWR (Government)	17,436,177
604	Hoima city	274007	Little Hospice -Hoima	Health Center II	1055841	PNFP	o/w PHC -NWR (PNFP)	3,896,619
604	Hoima city	252964	Azur Christian Health Centre II	Health Center III	504752	UPMB	o/w PHC -NWR (PNFP)	11,498,601
604	Hoima city	252964	Azur Christian Health Centre II	Health Center III	504752	UPMB	o/w PHC -NWR (Results-based)	25,656,840
604	Hoima city	255993	DHOs HC II	Health Center II	506003	Government	o/w PHC -NWR (Government)	17,436,177
604	Hoima city	255995	KARONGO HC III	Health Center III	506000	Government	o/w PHC -NWR (Government)	34,872,353
604	Hoima city	255995	KARONGO HC III	Health Center III	506000	Government	o/w PHC -NWR (Results-based)	18,550,794
604 Total								253,619,253
605	Jinja city	272844	CRESCENT MEDICAL CENTRE JINJA	Health Center III	504787	UMMB	o/w PHC -NWR (PNFP)	8,966,368
605	Jinja city	272844	CRESCENT MEDICAL CENTRE JINJA	Health Center III	504787	UMMB	o/w PHC -NWR (Results-based)	2,252,130
605	Jinja city	255936	Jinja Central Health Centre II	Health Center III	505440	Government	o/w PHC -NWR (Government)	12,187,494
605	Jinja city	255936	Jinja Central Health Centre II	Health Center III	505440	Government	o/w PHC -NWR (Results-based)	8,444,686
605	Jinja city	255937	Kimaka Health Centre 2	Health Center III	505441	Government	o/w PHC -NWR (Government)	12,187,494
605	Jinja city	255937	Kimaka Health Centre 2	Health Center III	505441	Government	o/w PHC -NWR (Results-based)	12,472,125

Vote Code	Local Government	Cost Centre ID	Cost Centre Name	Cost Centre Type	Supplier Number	Ownership	Grant Title	2023/24 Approved Budget
605	Jinja city	256359	Mpumudde Health Centre IV	Health Center IV	506958	Government	o/w PHC -NWR (Government)	60,937,469
605	Jinja city	256359	Mpumudde Health Centre IV	Health Center IV	506958	Government	o/w PHC -NWR (Results-based)	35,515,027
605	Jinja city	253068	MUWUMBA HC III	Health Center III	504780	Government	o/w PHC -NWR (Government)	12,187,494
605	Jinja city	253068	MUWUMBA HC III	Health Center III	504780	Government	o/w PHC -NWR (Results-based)	4,284,801
605	Jinja city	274040	Rays of Hope Hospice	Health Center II	0	PNFP	o/w PHC -NWR (PNFP)	4,777,879
605	Jinja city	272845	JINJA ISLAMIC HEALTH CENTRE II	Health Center III	504786	UMMB	o/w PHC -NWR (PNFP)	8,966,368
605	Jinja city	272845	JINJA ISLAMIC HEALTH CENTRE II	Health Center III	504786	UMMB	o/w PHC -NWR (Results-based)	8,791,026
605	Jinja city	255938	Kisima Island HC III	Health Center III	506959	Government	o/w PHC -NWR (Government)	12,187,494
605	Jinja city	255938	Kisima Island HC III	Health Center III	506959	Government	o/w PHC -NWR (Results-based)	2,299,217
605	Jinja city	255940	Masese III Health Centre II	Health Center II	505442	Government	o/w PHC -NWR (Government)	6,093,747
605	Jinja city	255939	Masese port Health centre II	Health Center II	505443	Government	o/w PHC -NWR (Government)	6,093,747
605	Jinja city	256360	Walukuba Health Centre IV	Health Center IV	505439	Government	o/w PHC -NWR (Government)	60,937,469
605	Jinja city	256360	Walukuba Health Centre IV	Health Center IV	505439	Government	o/w PHC -NWR (Results-based)	29,551,744
605	Jinja city	256108	BUGEMBE HC IV	Health Center IV	504755	Government	o/w PHC -NWR (Government)	60,937,469
605	Jinja city	256108	BUGEMBE HC IV	Health Center IV	504755	Government	o/w PHC -NWR (Results-based)	49,983,134
605	Jinja city	253108	BUWENDA HC II	Health Center II	504762	Government	o/w PHC -NWR (Government)	6,093,747
605	Jinja city	256107	BUDONDO HC IV	Health Center IV	504777	Government	o/w PHC -NWR (Government)	60,937,469
605	Jinja city	256107	BUDONDO HC IV	Health Center IV	504777	Government	o/w PHC -NWR (Results-based)	31,144,904
605	Jinja city	253072	IVUNAMBA HC II	Health Center II	504781	Government	o/w PHC -NWR (Government)	6,093,747
605	Jinja city	253062	KIBIBIHC II	Health Center II	504782	Government	o/w PHC -NWR (Government)	6,093,747

Vote Code	Local Government	Cost Centre ID	Cost Centre Name	Cost Centre Type	Supplier Number	Ownership	Grant Title	2023/24 Approved Budget
605	Jinja city	253071	KYOMYA HC II	Health Center II	507120	Government	o/w PHC -NWR (Government)	6,093,747
605	Jinja city	253070	LUKOLO HC III	Health Center III	504778	Government	o/w PHC -NWR (Government)	12,187,494
605	Jinja city	253070	LUKOLO HC III	Health Center III	504778	Government	o/w PHC -NWR (Results-based)	13,368,981
605	Jinja city	253073	NAWANGOMA HC II	Health Center II	507121	Government	o/w PHC -NWR (Government)	6,093,747
605	Jinja city	253110	LWANDA HC II	Health Center II	504764	Government	o/w PHC -NWR (Government)	6,093,747
605	Jinja city	253109	MAFUBIIRA HC II	Health Center II	504763	Government	o/w PHC -NWR (Government)	6,093,747
605	Jinja city	253106	MUSIMA HC II	Health Center II	504766	Government	o/w PHC -NWR (Government)	6,093,747
605	Jinja city	253069	ST Benedict Dispensary	Health Center III	504791	UCMB	o/w PHC -NWR (PNFP)	9,290,441
605	Jinja city	253069	ST Benedict Dispensary	Health Center III	504791	UCMB	o/w PHC -NWR (Results-based)	12,666,253
605	Jinja city	253107	WAKITAKA HC III	Health Center III	504758	Government	o/w PHC -NWR (Government)	12,187,494
605	Jinja city	253107	WAKITAKA HC III	Health Center III	504758	Government	o/w PHC -NWR (Results-based)	10,471,436
605 Total								631,058,829
606	Lira city	253729	Ayago HC III	Health Center III	506926	Government	o/w PHC -NWR (Government)	22,300,596
606	Lira city	253729	Ayago HC III	Health Center III	506926	Government	o/w PHC -NWR (Results-based)	17,711,931
606	Lira city	253728	Lira Municipal health center I	Health Center II	505985	Government	o/w PHC -NWR (Government)	11,150,298
606	Lira city	273997	Ojwiina Anai (Punuluru) HC III	Health Center III	0	Government	o/w PHC -NWR (Government)	22,300,596
606	Lira city	273997	Ojwiina Anai (Punuluru) HC III	Health Center III	0	Government	o/w PHC -NWR (Results-based)	20,999,074
606	Lira city	256171	PAG HC IV	Hospital	544257	UPMB	o/w PHC Hospital -NWR (PNFP)	102,146,559
606	Lira city	255948	Adyel HCIII	Health Center III	835236	Government	o/w PHC -NWR (Government)	22,300,596
606	Lira city	255948	Adyel HCIII	Health Center III	835236	Government	o/w PHC -NWR (Results-based)	10,866,244

Vote Code	Local Government	Cost Centre ID	Cost Centre Name	Cost Centre Type	Supplier Number	Ownership	Grant Title	2023/24 Approved Budget
606	Lira city	253748	Amuca SDA Dispensary	Health Center III	7642	UPMB	o/w PHC -NWR (PNFP)	10,240,901
606	Lira city	253748	Amuca SDA Dispensary	Health Center III	7642	UPMB	o/w PHC -NWR (Results-based)	17,292,246
606	Lira city	253731	BAR -APWO III	Health Center III	544252	Government	o/w PHC -NWR (Government)	22,300,596
606	Lira city	253731	BAR -APWO III	Health Center III	544252	Government	o/w PHC -NWR (Results-based)	14,045,399
606	Lira city	255949	Ober HC III	Health Center IV	505984	Government	o/w PHC -NWR (Government)	111,502,982
606	Lira city	255949	Ober HC III	Health Center IV	505984	Government	o/w PHC -NWR (Results-based)	43,445,763
606	Lira city	253738	ANYANGATIR HEALTH CENTRE II	Health Center III	53565	Government	o/w PHC -NWR (Government)	22,300,596
606	Lira city	253738	ANYANGATIR HEALTH CENTRE II	Health Center III	53565	Government	o/w PHC -NWR (Results-based)	16,104,532
606	Lira city	253740	BOROBORO DISPENSARY	Health Center III	7448	UPMB	o/w PHC -NWR (PNFP)	10,240,901
606	Lira city	253740	BOROBORO DISPENSARY	Health Center III	7448	UPMB	o/w PHC -NWR (Results-based)	16,056,050
606	Lira city	253737	ST. FRANCIS DISPENSARY	Health Center II	7443	UCMB	o/w PHC -NWR (PNFP)	5,120,450
606	Lira city	274001	Ngetta (Anyomore/Akwaworo) HC III	Health Center III	0	Government	o/w PHC -NWR (Government)	22,300,596
606	Lira city	274001	Ngetta (Anyomore/Akwaworo) HC III	Health Center III	0	Government	o/w PHC -NWR (Results-based)	20,999,074
606	Lira city	253739	Ngetta Dispensary	Health Center III	7449	UCMB	o/w PHC -NWR (PNFP)	10,240,901
606	Lira city	253739	Ngetta Dispensary	Health Center III	7449	UCMB	o/w PHC -NWR (Results-based)	13,845,296
606	Lira city	253741	ONGICA III	Health Center III	544243	Government	o/w PHC -NWR (Government)	22,300,596
606	Lira city	253741	ONGICA III	Health Center III	544243	Government	o/w PHC -NWR (Results-based)	14,413,865
606 Total								622,526,641
607	Masaka city	253822	BUGABIRA HC II	Health Center II	505783	Government	o/w PHC -NWR (Government)	10,115,877
607	Masaka city	253821	KAKO HC III	Health Center III	505792	UPMB	o/w PHC -NWR (PNFP)	9,235,759

Vote Code	Local Government	Cost Centre ID	Cost Centre Name	Cost Centre Type	Supplier Number	Ownership	Grant Title	2023/24 Approved Budget
607	Masaka city	253821	KAKO HC III	Health Center III	505792	UPMB	o/w PHC -NWR (Results-based)	8,256,148
607	Masaka city	255954	KATWE BUTEGO PHC KIRUMBA	Health Center II	506927	Government	o/w PHC -NWR (Government)	10,115,877
607	Masaka city	255955	KATWE BUTEGO PHC KITABAAZI	Health Center II	505986	Government	o/w PHC -NWR (Government)	10,115,877
607	Masaka city	256178	KIYUMBA HC IV	Health Center IV	505784	Government	o/w PHC -NWR (Government)	101,158,774
607	Masaka city	256178	KIYUMBA HC IV	Health Center IV	505784	Government	o/w PHC -NWR (Results-based)	32,446,004
607	Masaka city	255957	MASAKA MUNICIPAL CLINIC PHC	Health Center II	505988	Government	o/w PHC -NWR (Government)	10,115,877
607	Masaka city	253823	MPUGWE HC III	Health Center III	505785	Government	o/w PHC -NWR (Government)	20,231,755
607	Masaka city	253823	MPUGWE HC III	Health Center III	505785	Government	o/w PHC -NWR (Results-based)	15,342,862
607	Masaka city	255958	NYENDO SSENYANGE HEALTH CENTRE	Health Center III	506928	Government	o/w PHC -NWR (Government)	20,231,755
607	Masaka city	255958	NYENDO SSENYANGE HEALTH CENTRE	Health Center III	506928	Government	o/w PHC -NWR (Results-based)	16,023,234
607	Masaka city	253806	ST BENEDICT BUTENDE HC III	Health Center III	506864	UCMB	o/w PHC -NWR (PNFP)	9,235,759
607	Masaka city	253806	ST BENEDICT BUTENDE HC III	Health Center III	506864	UCMB	o/w PHC -NWR (Results-based)	11,457,820
607	Masaka city	256804	ST. JOSEPHS HOSPITAL KITOVU	Hospital	2111	UCMB	o/w PHC Hospital -NWR (PNFP)	242,517,766
607	Masaka city	253815	BUKOTO HC III	Health Center III	505791	Government	o/w PHC -NWR (Government)	20,231,755
607	Masaka city	253815	BUKOTO HC III	Health Center III	505791	Government	o/w PHC -NWR (Results-based)	15,882,211
607	Masaka city	255956	KIMAANYA KYABAKUZA PHC	Health Center II	505987	Government	o/w PHC -NWR (Government)	10,115,877
607	Masaka city	255621	Kimwanyi cou	Health Center II	506879	UPMB	o/w PHC -NWR (PNFP)	4,722,903
607	Masaka city	253816	KYAMUYIMBWA HC II	Health Center II	505790	Government	o/w PHC -NWR (Government)	10,115,877
607	Masaka city	255623	Ssenya HC II	Health Center II	505835	Government	o/w PHC -NWR (Government)	10,115,877
607 Total								597,785,646

Vote Code	Local Government	Cost Centre ID	Cost Centre Name	Cost Centre Type	Supplier Number	Ownership	Grant Title	2023/24 Approved Budget
608	Mbale city	253888	BUKASAKYA HC III	Health Center III	622888	Government	o/w PHC -NWR (Government)	17,562,357
608	Mbale city	253888	BUKASAKYA HC III	Health Center III	622888	Government	o/w PHC -NWR (Results-based)	17,107,354
608	Mbale city	253908	BUNGOKHO MUTOTO HEALTH CENTRE	Health Center III	505265	Government	o/w PHC -NWR (Government)	17,562,357
608	Mbale city	253908	BUNGOKHO MUTOTO HEALTH CENTRE	Health Center III	505265	Government	o/w PHC -NWR (Results-based)	20,941,120
608	Mbale city	255961	BUSAMAGA HEALTH CENTRE II	Health Center III	504884	Government	o/w PHC -NWR (Government)	17,562,357
608	Mbale city	255961	BUSAMAGA HEALTH CENTRE II	Health Center III	504884	Government	o/w PHC -NWR (Results-based)	13,722,959
608	Mbale city	256188	CURE CHILDRENS' HOSPITAL MBALE	Hospital	505274	UPMB	o/w PHC Hospital -NWR (PNFP)	134,298,191
608	Mbale city	255959	MALUKHU HEALTH CENTRE III	Health Center III	504882	Government	o/w PHC -NWR (Government)	17,562,357
608	Mbale city	255959	MALUKHU HEALTH CENTRE III	Health Center III	504882	Government	o/w PHC -NWR (Results-based)	20,428,243
608	Mbale city	256841	MBALE MUNICIPAL HEALTH CENTRE	Health Center II	504885	Government	o/w PHC -NWR (Government)	8,781,178
608	Mbale city	256362	NAMATALA HEALTH CENTRE IV	Health Center IV	506774	Government	o/w PHC -NWR (Government)	87,811,783
608	Mbale city	256362	NAMATALA HEALTH CENTRE IV	Health Center IV	506774	Government	o/w PHC -NWR (Results-based)	60,371,022
608	Mbale city	253899	ST AUSTIN DISPENSARY MBALE	Health Center II	505276	UCMB	o/w PHC -NWR (PNFP)	4,062,242
608	Mbale city	256859	AHAMADIYA MUSLIM MEDICAL CENTRE	Health Center II	505275	UMMB	o/w PHC -NWR (PNFP)	3,310,500
608	Mbale city	256186	BUFUMBOHEALTH CENTRE IV	Health Center IV	505266	Government	o/w PHC -NWR (Government)	87,811,783
608	Mbale city	256186	BUFUMBOHEALTH CENTRE IV	Health Center IV	505266	Government	o/w PHC -NWR (Results-based)	47,027,214
608	Mbale city	253893	ISLAMIC UNIVERSITY HEALTH CENTRE II	Health Center II	505279	UMMB	o/w PHC -NWR (PNFP)	3,310,500
608	Mbale city	256807	Joy Hospice- Deliverance Church	Health Center III	108005	UPMB	o/w PHC -NWR (PNFP)	6,810,053
608	Mbale city	256807	Joy Hospice- Deliverance Church	Health Center III	108005	UPMB	o/w PHC -NWR (Results-based)	4,298,447
608	Mbale city	256185	KOLONYI HC IV	Health Center IV	548086	UPMB	o/w PHC -NWR (PNFP)	16,248,968

Vote Code	Local Government	Cost Centre ID	Cost Centre Name	Cost Centre Type	Supplier Number	Ownership	Grant Title	2023/24 Approved Budget
608	Mbale city	256185	KOLONYI HC IV	Health Center IV	548086	UPMB	o/w PHC -NWR (Results-based)	18,167,413
608	Mbale city	253896	LWASSO HC III	Health Center III	0	Government	o/w PHC -NWR (Government)	17,562,357
608	Mbale city	253896	LWASSO HC III	Health Center III	0	Government	o/w PHC -NWR (Results-based)	4,400,166
608	Mbale city	253916	NAKALOKE HEALTH CENTRE III	Health Center III	505261	Government	o/w PHC -NWR (Government)	17,562,357
608	Mbale city	253916	NAKALOKE HEALTH CENTRE III	Health Center III	505261	Government	o/w PHC -NWR (Results-based)	42,489,568
608	Mbale city	255960	NAMAKWEKWE HEALTH CENTRE III	Health Center III	504883	Government	o/w PHC -NWR (Government)	17,562,357
608	Mbale city	255960	NAMAKWEKWE HEALTH CENTRE III	Health Center III	504883	Government	o/w PHC -NWR (Results-based)	17,854,281
608	Mbale city	253918	NAMANYONYIHEALTH CENTRE	Health Center III	506833	Government	o/w PHC -NWR (Government)	17,562,357
608	Mbale city	253918	NAMANYONYIHEALTH CENTRE	Health Center III	506833	Government	o/w PHC -NWR (Results-based)	29,558,966
608	Mbale city	253917	NANKUSIHEALTH CENTRE II	Health Center II	505269	Government	o/w PHC -NWR (Government)	8,781,178
608	Mbale city	256909	St. Fatima Gngama HC II	Health Center II	506837	UCMB	o/w PHC -NWR (PNFP)	4,062,242
608 Total								802,154,225
609	Mbarara city	253929	Biharwe HC III	Health Center III	505286	Government	o/w PHC -NWR (Government)	17,302,839
609	Mbarara city	253929	Biharwe HC III	Health Center III	505286	Government	o/w PHC -NWR (Results-based)	14,708,443
609	Mbarara city	255965	Nyamitanga Division HC III	Health Center III	505974	Government	o/w PHC -NWR (Government)	17,302,839
609	Mbarara city	255965	Nyamitanga Division HC III	Health Center III	505974	Government	o/w PHC -NWR (Results-based)	10,419,530
609	Mbarara city	253927	St Johns Community Health centr	Health Center II	505312	UPMB	o/w PHC -NWR (PNFP)	3,585,847
609	Mbarara city	256193	Holy Innocents PHC Funds	Hospital	109485	UCMB	o/w PHC Hospital -NWR (PNFP)	373,026,614
609	Mbarara city	255962	Kakoba Division Health Centre III	Health Center III	505973	Government	o/w PHC -NWR (Government)	17,302,839
609	Mbarara city	255962	Kakoba Division Health Centre III	Health Center III	505973	Government	o/w PHC -NWR (Results-based)	23,393,086

Vote Code	Local Government	Cost Centre ID	Cost Centre Name	Cost Centre Type	Supplier Number	Ownership	Grant Title	2023/24 Approved Budget
609	Mbarara city	253923	Kicwamba Health centre 11	Health Center II	505304	Government	o/w PHC -NWR (Government)	8,651,419
609	Mbarara city	253938	Mbarara muslim health centre	Health Center II	36730	UMMB	o/w PHC -NWR (PNFP)	6,044,751
609	Mbarara city	253924	Nyamitanga Health Unit	Health Center II	25591	UCMB	o/w PHC -NWR (PNFP)	1,792,924
609	Mbarara city	255966	Nyamityobora Health Centre II	Health Center II	505976	Government	o/w PHC -NWR (Government)	8,651,419
609	Mbarara city	255967	Ruti Health Centre II	Health Center II	505975	Government	o/w PHC -NWR (Government)	8,651,419
609	Mbarara city	253955	Rwakishakizi Health centre 11	Health Center II	505305	Government	o/w PHC -NWR (Government)	8,651,419
609	Mbarara city	272453	KYARWABUGANDA HC II	Health Center III	855109	Government	o/w PHC -NWR (Government)	17,302,839
609	Mbarara city	272453	KYARWABUGANDA HC II	Health Center III	855109	Government	o/w PHC -NWR (Results-based)	7,011,144
609	Mbarara city	253954	Nyakayojo Health centre 111	Health Center III	506840	Government	o/w PHC -NWR (Government)	17,302,839
609	Mbarara city	253954	Nyakayojo Health centre 111	Health Center III	506840	Government	o/w PHC -NWR (Results-based)	8,451,175
609	Mbarara city	256192	Ruharo Mission Hospital	Health Center IV	25586	UPMB	o/w PHC -NWR (PNFP)	89,646,179
609	Mbarara city	256192	Ruharo Mission Hospital	Health Center IV	25586	UPMB	o/w PHC -NWR (Results-based)	27,350,209
609	Mbarara city	274008	Hospice Africa Uganda-Mobile Hospice Mbarara	Health Center III	1056955	PNFP	o/w PHC -NWR (PNFP)	2,679,833
609	Mbarara city	274008	Hospice Africa Uganda-Mobile Hospice Mbarara	Health Center III	1056955	PNFP	o/w PHC -NWR (Results-based)	10,989,712
609	Mbarara city	255964	Kamukuzi Division Health Centr	Health Center II	505977	Government	o/w PHC -NWR (Government)	8,651,419
609	Mbarara city	255963	Kamukuzi DMO Health Centre II	Health Center II	506923	Government	o/w PHC -NWR (Government)	8,651,419
609	Mbarara city	256363	Mbarara MC Health Centre IV	Health Center IV	505972	Government	o/w PHC -NWR (Government)	86,514,194
609	Mbarara city	256363	Mbarara MC Health Centre IV	Health Center IV	505972	Government	o/w PHC -NWR (Results-based)	89,289,549
609	Mbarara city	253939	Rwemigina Health centre 11	Health Center II	505292	Government	o/w PHC -NWR (Government)	8,651,419
609 Total								901,977,321

Vote Code	Local Government	Cost Centre ID	Cost Centre Name	Cost Centre Type	Supplier Number	Ownership	Grant Title	2023/24 Approved Budget
610	Soroti city	254530	Arapai HC II	Health Center II	504304	Government	o/w PHC -NWR (Government)	4,844,346
610	Soroti city	254541	Soroti HC III	Health Center III	504296	Government	o/w PHC -NWR (Government)	9,688,693
610	Soroti city	254541	Soroti HC III	Health Center III	504296	Government	o/w PHC -NWR (Results-based)	12,051,929
610	Soroti city	255972	Western Division HC III	Health Center III	505991	Government	o/w PHC -NWR (Government)	9,688,693
610	Soroti city	255972	Western Division HC III	Health Center III	505991	Government	o/w PHC -NWR (Results-based)	6,691,364
610	Soroti city	256364	Diana HC IV	Health Center IV	505989	Government	o/w PHC -NWR (Government)	48,443,464
610	Soroti city	256364	Diana HC IV	Health Center IV	505989	Government	o/w PHC -NWR (Results-based)	22,788,292
610	Soroti city	255971	Eastern Division HC III	Health Center III	505990	Government	o/w PHC -NWR (Government)	9,688,693
610	Soroti city	255971	Eastern Division HC III	Health Center III	505990	Government	o/w PHC -NWR (Results-based)	19,301,856
610	Soroti city	272851	KICHINJAJI HC III	Health Center III	544236	Government	o/w PHC -NWR (Government)	9,688,693
610	Soroti city	272851	KICHINJAJI HC III	Health Center III	544236	Government	o/w PHC -NWR (Results-based)	7,139,166
610	Soroti city	272852	Madera Catholic Health Centre	Health Center II	544237	UCMB	o/w PHC -NWR (PNFP)	3,812,935
610	Soroti city	255970	Moruapesur HC II	Health Center II	506929	Government	o/w PHC -NWR (Government)	4,844,346
610	Soroti city	254542	Opuyo HC II	Health Center II	504301	Government	o/w PHC -NWR (Government)	4,844,346
610	Soroti city	254527	St Peters COU Dispensary	Health Center II	544239	UPMB	o/w PHC -NWR (PNFP)	3,812,935
610 Total								177,329,750
701	Apac Municipal Council	252706	BIASHARA HEALTH CENTRE II	Health Center II	504466	Government	o/w PHC -NWR (Government)	73,420,376
701 Total								73,420,376
702	Bugiri Municipal Council	252789	BUGIRI MC HC III	Health Center III	504082	Government	o/w PHC -NWR (Government)	46,127,418
702	Bugiri Municipal Council	252789	BUGIRI MC HC III	Health Center III	504082	Government	o/w PHC -NWR (Results-based)	18,727,228

Vote Code	Local Government	Cost Centre ID	Cost Centre Name	Cost Centre Type	Supplier Number	Ownership	Grant Title	2023/24 Approved Budget
702 Total								64,854,646
703	Bushenyi- Ishaka Municipal Council	272671	kashenyi HC II	Health Center II	0	Government	o/w PHC -NWR (Government)	4,802,180
703	Bushenyi- Ishaka Municipal Council	256370	Bushenyi Health center IV	Health Center IV	506937	Government	o/w PHC -NWR (Government)	48,021,797
703	Bushenyi- Ishaka Municipal Council	256370	Bushenyi Health center IV	Health Center IV	506937	Government	o/w PHC -NWR (Results-based)	49,371,533
703	Bushenyi- Ishaka Municipal Council	252850	Ruharo HC II	Health Center II	0	Government	o/w PHC -NWR (Government)	4,802,180
703	Bushenyi- Ishaka Municipal Council	272672	Nyamiko HC III	Health Center III	0	Government	o/w PHC -NWR (Government)	9,604,359
703	Bushenyi- Ishaka Municipal Council	272672	Nyamiko HC III	Health Center III	0	Government	o/w PHC -NWR (Results-based)	1,748,696
703 Total								118,350,745
704	Busia Municipal Council	256369	BUSIA MUNICIPAL HC IV	Health Center IV	504643	Government	o/w PHC -NWR (Government)	74,177,241
704	Busia Municipal Council	256369	BUSIA MUNICIPAL HC IV	Health Center IV	504643	Government	o/w PHC -NWR (Results-based)	71,513,108
704 Total								145,690,349
705	Entebbe Municipal Council	255922	Kigungu HC III	Health Center III	505979	Government	o/w PHC -NWR (Government)	32,446,389
705	Entebbe Municipal Council	255922	Kigungu HC III	Health Center III	505979	Government	o/w PHC -NWR (Results-based)	27,393,768
705	Entebbe Municipal Council	256806	katabi Air force HC II	Health Center II	29695	Government	o/w PHC -NWR (Government)	16,223,195
705	Entebbe Municipal Council	272431	KATABI HC III	Health Center III	787190	Government	o/w PHC -NWR (Government)	32,446,389
705	Entebbe Municipal Council	272431	KATABI HC III	Health Center III	787190	Government	o/w PHC -NWR (Results-based)	14,814,092
705	Entebbe Municipal Council	255924	State House Clinic	Health Center II	505980	Government	o/w PHC -NWR (Government)	16,223,195
705	Entebbe Municipal Council	255923	UVRI HC II	Health Center II	506924	Government	o/w PHC -NWR (Government)	16,223,195
705 Total								155,770,223
706	Ibanda Municipal Council	254736	IBANDA MISSION HC III	Health Center III	504979	UPMB	o/w PHC -NWR (PNFP)	10,370,617

Vote Code	Local Government	Cost Centre ID	Cost Centre Name	Cost Centre Type	Supplier Number	Ownership	Grant Title	2023/24 Approved Budget
706	Ibanda Municipal Council	254736	IBANDA MISSION HC III	Health Center III	504979	UPMB	o/w PHC -NWR (Results-based)	14,404,492
706	Ibanda Municipal Council	254740	KASHANGURA HC II	Health Center II	504189	Government	o/w PHC -NWR (Government)	5,641,831
706	Ibanda Municipal Council	254741	KYEIKUCU HC II	Health Center II	506348	Government	o/w PHC -NWR (Government)	5,641,831
706	Ibanda Municipal Council	254742	NYAKATOKYE HC II	Health Center II	504991	Government	o/w PHC -NWR (Government)	5,641,831
706	Ibanda Municipal Council	256254	RUHOKO HC IV	Health Center IV	504182	Government	o/w PHC -NWR (Government)	56,418,309
706	Ibanda Municipal Council	256254	RUHOKO HC IV	Health Center IV	504182	Government	o/w PHC -NWR (Results-based)	44,385,729
706	Ibanda Municipal Council	254732	BISHESHE HC III	Health Center III	506346	Government	o/w PHC -NWR (Government)	11,283,662
706	Ibanda Municipal Council	254732	BISHESHE HC III	Health Center III	506346	Government	o/w PHC -NWR (Results-based)	10,679,613
706	Ibanda Municipal Council	254733	BUGARAMA HC II	Health Center II	504989	Government	o/w PHC -NWR (Government)	5,641,831
706	Ibanda Municipal Council	254726	KABAARE HC II	Health Center II	504987	Government	o/w PHC -NWR (Government)	5,641,831
706	Ibanda Municipal Council	254734	KAKATSI HC II	Health Center II	504190	Government	o/w PHC -NWR (Government)	5,641,831
706	Ibanda Municipal Council	254735	KARANGARA HC II	Health Center II	504988	Government	o/w PHC -NWR (Government)	5,641,831
706	Ibanda Municipal Council	254737	BUFUNDA HC III	Health Center III	504185	Government	o/w PHC -NWR (Government)	11,283,662
706	Ibanda Municipal Council	254737	BUFUNDA HC III	Health Center III	504185	Government	o/w PHC -NWR (Results-based)	8,779,004
706	Ibanda Municipal Council	254753	NSASI HC II	Health Center II	504980	Government	o/w PHC -NWR (Government)	5,641,831
706	Ibanda Municipal Council	254755	RUBAYA HC II	Health Center II	504983	Government	o/w PHC -NWR (Government)	5,641,831
706	Ibanda Municipal Council	254754	RWOBUZIZI HC II	Health Center II	504984	Government	o/w PHC -NWR (Government)	5,641,831
706	Ibanda Municipal Council	254757	NYAMIRIMA HC II	Health Center II	507076	Government	o/w PHC -NWR (Government)	5,641,831
706 Total								229,665,226
707	Iganga Municipal Council	253010	IGANGA UMSC CLINIC HC 111	Health Center III	505429	UMMB	o/w PHC -NWR (PNFP)	11,963,265

Vote Code	Local Government	Cost Centre ID	Cost Centre Name	Cost Centre Type	Supplier Number	Ownership	Grant Title	2023/24 Approved Budget
707	Iganga Municipal Council	253010	IGANGA UMSC CLINIC HC 111	Health Center III	505429	UMMB	o/w PHC -NWR (Results-based)	20,231,402
707	Iganga Municipal Council	256911	Nabidongha Health Centre	Health Center III	0	Government	o/w PHC -NWR (Government)	29,660,145
707	Iganga Municipal Council	256911	Nabidongha Health Centre	Health Center III	0	Government	o/w PHC -NWR (Results-based)	6,946,343
707	Iganga Municipal Council	256003	Walugogo HC II	Health Center II	506011	Government	o/w PHC -NWR (Government)	14,830,072
707	Iganga Municipal Council	256004	Iganga MC HC III	Health Center III	506010	Government	o/w PHC -NWR (Government)	29,660,145
707	Iganga Municipal Council	256004	Iganga MC HC III	Health Center III	506010	Government	o/w PHC -NWR (Results-based)	19,439,205
707 Total								132,730,577
708	Kabale Municipal Council	255946	MWANJARI HCII	Health Center II	504797	Government	o/w PHC -NWR (Government)	5,231,696
708	Kabale Municipal Council	255945	RUTOOMA HEALTH CENTRE II	Health Center II	506925	Government	o/w PHC -NWR (Government)	5,231,696
708	Kabale Municipal Council	255942	KABALE MUNICIPAL COUNCIL HC II	Health Center III	505983	Government	o/w PHC -NWR (Government)	10,463,393
708	Kabale Municipal Council	255942	KABALE MUNICIPAL COUNCIL HC II	Health Center III	505983	Government	o/w PHC -NWR (Results-based)	3,282,605
708	Kabale Municipal Council	256361	KAMUKIRA HCIV	Health Center IV	504794	Government	o/w PHC -NWR (Government)	52,316,963
708	Kabale Municipal Council	256361	KAMUKIRA HCIV	Health Center IV	504794	Government	o/w PHC -NWR (Results-based)	29,226,786
708 Total								105,753,139
709	Kamuli Municipal Council	253306	KAMULI VSC PHC CLINIC	Health Center II	506805	UPMB	o/w PHC -NWR (PNFP)	9,727,676
709	Kamuli Municipal Council	253313	BUSOTA HEALTH CENTRE III	Health Center III	505143	Government	o/w PHC -NWR (Government)	53,492,906
709	Kamuli Municipal Council	253313	BUSOTA HEALTH CENTRE III	Health Center III	505143	Government	o/w PHC -NWR (Results-based)	18,446,933
709	Kamuli Municipal Council	253305	KAMULI YOUTH CENTRE CLINIC	Health Center II	505157	Government	o/w PHC -NWR (Government)	26,746,453
709 Total								108,413,968
710	Kapchorwa Municipal Council	272914	Kapchesombe HC II	Health Center II	0	Government	o/w PHC -NWR (Government)	7,093,583

Vote Code	Local Government	Cost Centre ID	Cost Centre Name	Cost Centre Type	Supplier Number	Ownership	Grant Title	2023/24 Approved Budget
710	Kapchorwa Municipal Council	253437	KOKWOMURYA HC II	Health Center II	507187	Government	o/w PHC -NWR (Government)	7,093,583
710	Kapchorwa Municipal Council	253421	KWOTI	Health Center II	782067	Government	o/w PHC -NWR (Government)	7,093,583
710	Kapchorwa Municipal Council	253428	KAPLELKO HC II	Health Center III	506460	Government	o/w PHC -NWR (Government)	14,187,167
710	Kapchorwa Municipal Council	253428	KAPLELKO HC II	Health Center III	506460	Government	o/w PHC -NWR (Results-based)	4,155,285
710	Kapchorwa Municipal Council	253435	TEGERES HC III	Health Center III	506454	Government	o/w PHC -NWR (Government)	14,187,167
710	Kapchorwa Municipal Council	253435	TEGERES HC III	Health Center III	506454	Government	o/w PHC -NWR (Results-based)	10,566,837
710	Kapchorwa Municipal Council	256050	Tigrim Health Centre	Health Center II	710395	Government	o/w PHC -NWR (Government)	7,093,583
710 Total								71,470,790
711	Kasese Municipal Council	255987	Kilembe HC II	Health Center II	506613	Government	o/w PHC -NWR (Government)	8,004,160
711	Kasese Municipal Council	253444	Katadoba HC III	Health Center III	504670	UMMB	o/w PHC -NWR (PNFP)	7,863,092
711	Kasese Municipal Council	253444	Katadoba HC III	Health Center III	504670	UMMB	o/w PHC -NWR (Results-based)	17,875,446
711	Kasese Municipal Council	255988	Kirembe HC II	Health Center II	504706	Government	o/w PHC -NWR (Government)	8,004,160
711	Kasese Municipal Council	274047	Mt St. Marys Hospital - DoK	Hospital	0	UCMB	o/w PHC Hospital -NWR (PNFP)	282,721,540
711	Kasese Municipal Council	256837	Railway HC III	Health Center III	504707	Government	o/w PHC -NWR (Government)	16,008,321
711	Kasese Municipal Council	256837	Railway HC III	Health Center III	504707	Government	o/w PHC -NWR (Results-based)	6,317,559
711	Kasese Municipal Council	272849	St Pauls HC IV	Health Center IV	0	UPMB	o/w PHC -NWR (PNFP)	15,726,183
711	Kasese Municipal Council	272849	St Pauls HC IV	Health Center IV	0	UPMB	o/w PHC -NWR (Results-based)	75,997,753
711	Kasese Municipal Council	255983	Kasese Municipal Council HC III	Health Center III	506621	Government	o/w PHC -NWR (Government)	16,008,321
711	Kasese Municipal Council	255983	Kasese Municipal Council HC III	Health Center III	506621	Government	o/w PHC -NWR (Results-based)	38,304,157
711	Kasese Municipal Council	255990	Mubuku Irrigation HC II	Health Center II	506614	Government	o/w PHC -NWR (Government)	8,004,160

Vote Code	Local Government	Cost Centre ID	Cost Centre Name	Cost Centre Type	Supplier Number	Ownership	Grant Title	2023/24 Approved Budget
711	Kasese Municipal Council	255982	Rukooki HC IV	Health Center IV	504724	Government	o/w PHC -NWR (Government)	80,041,603
711	Kasese Municipal Council	255982	Rukooki HC IV	Health Center IV	504724	Government	o/w PHC -NWR (Results-based)	89,723,311
711	Kasese Municipal Council	255986	Saluti HC II	Health Center II	504708	Government	o/w PHC -NWR (Government)	8,004,160
711 Total								678,603,927
712	Kira Municipal Council	253089	Bweyogerere Government Health	Health Center III	27699	Government	o/w PHC -NWR (Government)	123,242,787
712	Kira Municipal Council	253089	Bweyogerere Government Health	Health Center III	27699	Government	o/w PHC -NWR (Results-based)	73,294,485
712	Kira Municipal Council	254629	Bweyogerere Health Centre UMMB	Health Center II	115552	UMMB	o/w PHC -NWR (PNFP)	16,227,029
712	Kira Municipal Council	254630	Kimwanyi Health Centre	Health Center II	25074	Government	o/w PHC -NWR (Government)	61,621,393
712	Kira Municipal Council	254631	Kireka Health Centre	Health Center II	548092	Government	o/w PHC -NWR (Government)	61,621,393
712	Kira Municipal Council	254633	Kireka SDA Dispensary	Health Center II	115540	UPMB	o/w PHC -NWR (PNFP)	16,227,029
712	Kira Municipal Council	254634	Kirinya Health Centre	Health Center II	115503	Government	o/w PHC -NWR (Government)	61,621,393
712	Kira Municipal Council	255497	Kira Health Centre III	Health Center III	548080	Government	o/w PHC -NWR (Government)	123,242,787
712	Kira Municipal Council	255497	Kira Health Centre III	Health Center III	548080	Government	o/w PHC -NWR (Results-based)	65,331,374
712	Kira Municipal Council	254608	Wellspring Health Centre	Health Center II	115546	UPMB	o/w PHC -NWR (PNFP)	16,227,029
712	Kira Municipal Council	254609	Zia Angelina Health Centre	Health Center III	115535	UCMB	o/w PHC -NWR (PNFP)	32,454,059
712	Kira Municipal Council	254609	Zia Angelina Health Centre	Health Center III	115535	UCMB	o/w PHC -NWR (Results-based)	39,512,592
712 Total								690,623,351
713	Kisoro Municipal Council	253630	ZINDIRO HCIII	Health Center III	544231	Government	o/w PHC -NWR (Government)	20,191,255
713	Kisoro Municipal Council	253630	ZINDIRO HCIII	Health Center III	544231	Government	o/w PHC -NWR (Results-based)	7,024,681
713 Total								27,215,937

Vote Code	Local Government	Cost Centre ID	Cost Centre Name	Cost Centre Type	Supplier Number	Ownership	Grant Title	2023/24 Approved Budget
714	Kitgum Municipal Council	272455	PANDWONG HC III	Health Center III	506256	Government	o/w PHC -NWR (Government)	49,967,450
714	Kitgum Municipal Council	272455	PANDWONG HC III	Health Center III	506256	Government	o/w PHC -NWR (Results-based)	12,771,254
714	Kitgum Municipal Council	253656	DIOCESE OF KITGUM HC II	Health Center II	587588	UPMB	o/w PHC -NWR (PNFP)	8,067,550
714 Total								70,806,254
715	Koboko Municipal Council	254904	KOBOKO MISSION HEALTH CENTRE	Health Center III	504859	UCMB	o/w PHC -NWR (PNFP)	54,081,860
715	Koboko Municipal Council	254904	KOBOKO MISSION HEALTH CENTRE	Health Center III	504859	UCMB	o/w PHC -NWR (Results-based)	16,363,615
715	Koboko Municipal Council	274002	lasanga HC III	Health Center III	0	Government	o/w PHC -NWR (Government)	99,571,360
715	Koboko Municipal Council	274002	lasanga HC III	Health Center III	0	Government	o/w PHC -NWR (Results-based)	25,231,707
715 Total								195,248,543
716	Kotido Municipal Council	253672	KANAWAT HEALTH CENTRE III	Health Center III	506766	UCMB	o/w PHC -NWR (PNFP)	15,267,241
716	Kotido Municipal Council	253672	KANAWAT HEALTH CENTRE III	Health Center III	506766	UCMB	o/w PHC -NWR (Results-based)	18,792,174
716	Kotido Municipal Council	256840	KDDO HC II	Health Center II	504866	UPMB	o/w PHC -NWR (PNFP)	7,633,620
716	Kotido Municipal Council	253674	LOSILANG HEALTH CENTRE II	Health Center II	548076	UCMB	o/w PHC -NWR (PNFP)	7,633,620
716	Kotido Municipal Council	253681	PANYANGARA HEALTH CENTRE III	Health Center III	504863	Government	o/w PHC -NWR (Government)	93,108,119
716	Kotido Municipal Council	253681	PANYANGARA HEALTH CENTRE III	Health Center III	504863	Government	o/w PHC -NWR (Results-based)	17,508,534
716 Total								159,943,310
717	Kumi Municipal Council	256166	KUMI HC IV PHC ACCOUNT	Health Center IV	506150	Government	o/w PHC -NWR (Government)	59,462,663
717	Kumi Municipal Council	256166	KUMI HC IV PHC ACCOUNT	Health Center IV	506150	Government	o/w PHC -NWR (Results-based)	44,409,332
717 Total								103,871,995
718	Lugazi Municipal Council	255269	Kizigo Health Centre	Health Center II	506581	Government	o/w PHC -NWR (Government)	26,894,714

Vote Code	Local Government	Cost Centre ID	Cost Centre Name	Cost Centre Type	Supplier Number	Ownership	Grant Title	2023/24 Approved Budget
718	Lugazi Municipal Council	255285	NajjembeHealth Centre	Health Center III	506575	Government	o/w PHC -NWR (Government)	53,789,428
718	Lugazi Municipal Council	255285	NajjembeHealth Centre	Health Center III	506575	Government	o/w PHC -NWR (Results-based)	56,121,384
718	Lugazi Municipal Council	255279	Busabaga Health Centre	Health Center III	504578	Government	o/w PHC -NWR (Government)	53,789,428
718	Lugazi Municipal Council	255279	Busabaga Health Centre	Health Center III	504578	Government	o/w PHC -NWR (Results-based)	22,927,471
718	Lugazi Municipal Council	255280	Lugazi Mission HC	Health Center II	504602	UPMB	o/w PHC -NWR (PNFP)	9,219,523
718	Lugazi Municipal Council	255281	Lugazi Muslim	Health Center II	504603	UMMB	o/w PHC -NWR (PNFP)	9,219,523
718 Total								231,961,469
719	Makindye-Ssabagabo Municipal Council	256868	Kyadondo South Health Sub Dist	Health Center IV	505485	Government	o/w PHC -NWR (Government)	241,513,751
719	Makindye-Ssabagabo Municipal Council	256868	Kyadondo South Health Sub Dist	Health Center IV	505485	Government	o/w PHC -NWR (Results-based)	78,308,916
719	Makindye-Ssabagabo Municipal Council	254646	Bunamwaya Health Centre	Health Center III	506973	Government	o/w PHC -NWR (Government)	48,302,750
719	Makindye-Ssabagabo Municipal Council	254646	Bunamwaya Health Centre	Health Center III	506973	Government	o/w PHC -NWR (Results-based)	15,772,440
719	Makindye-Ssabagabo Municipal Council	254648	Mutundwe Health Centre	Health Center III	115518	Government	o/w PHC -NWR (Government)	48,302,750
719	Makindye-Ssabagabo Municipal Council	254648	Mutundwe Health Centre	Health Center III	115518	Government	o/w PHC -NWR (Results-based)	17,178,574
719	Makindye-Ssabagabo Municipal Council	254649	Mutungo Health Centre	Health Center III	505512	Government	o/w PHC -NWR (Government)	48,302,750
719	Makindye-Ssabagabo Municipal Council	254649	Mutungo Health Centre	Health Center III	505512	Government	o/w PHC -NWR (Results-based)	19,867,386
719	Makindye-Ssabagabo Municipal Council	256243	Sseguku Health Centre	Health Center III	505511	Government	o/w PHC -NWR (Government)	48,302,750
719	Makindye-Ssabagabo Municipal Council	256243	Sseguku Health Centre	Health Center III	505511	Government	o/w PHC -NWR (Results-based)	16,914,096
719	Makindye-Ssabagabo Municipal Council	254603	St Magdalene Health Centre	Health Center II	505522	UCMB	o/w PHC -NWR (PNFP)	37,182,395
719 Total								619,948,558
720	Masindi Municipal Council	256011	BIIZI HC II	Health Center II	506935	Government	o/w PHC -NWR (Government)	17,442,046

Vote Code	Local Government	Cost Centre ID	Cost Centre Name	Cost Centre Type	Supplier Number	Ownership	Grant Title	2023/24 Approved Budget
720	Masindi Municipal Council	256012	KATASENYWA HC II	Health Center III	506014	Government	o/w PHC -NWR (Government)	34,884,092
720	Masindi Municipal Council	256012	KATASENYWA HC II	Health Center III	506014	Government	o/w PHC -NWR (Results-based)	10,562,033
720	Masindi Municipal Council	256013	KIBYAMA HC II	Health Center II	506015	Government	o/w PHC -NWR (Government)	17,442,046
720	Masindi Municipal Council	256009	KIBWOONA HC II	Health Center II	506013	Government	o/w PHC -NWR (Government)	17,442,046
720	Masindi Municipal Council	256010	NYAKITIBWA HC III	Health Center III	506012	Government	o/w PHC -NWR (Government)	34,884,092
720	Masindi Municipal Council	256010	NYAKITIBWA HC III	Health Center III	506012	Government	o/w PHC -NWR (Results-based)	13,716,101
720	Masindi Municipal Council	256006	KIRASA HC II	Health Center II	506936	Government	o/w PHC -NWR (Government)	17,442,046
720	Masindi Municipal Council	253827	Nyamigisa HC II	Health Center II	504881	UCMB	o/w PHC -NWR (PNFP)	12,661,792
720 Total								176,476,296
721	Mityana Municipal Council	255011	Lulagala HC III	Health Center III	504911	UPMB	o/w PHC -NWR (PNFP)	7,218,182
721	Mityana Municipal Council	255011	Lulagala HC III	Health Center III	504911	UPMB	o/w PHC -NWR (Results-based)	10,478,625
721	Mityana Municipal Council	255033	Maama Norah HC II	Health Center II	504912	UPMB	o/w PHC -NWR (PNFP)	3,609,091
721	Mityana Municipal Council	255031	UMSC Mityana Health Centre	Health Center III	504923	UMMB	o/w PHC -NWR (PNFP)	7,218,182
721	Mityana Municipal Council	255031	UMSC Mityana Health Centre	Health Center III	504923	UMMB	o/w PHC -NWR (Results-based)	12,925,097
721	Mityana Municipal Council	255008	Kabule HC III	Health Center III	506775	Government	o/w PHC -NWR (Government)	25,852,701
721	Mityana Municipal Council	255008	Kabule HC III	Health Center III	506775	Government	o/w PHC -NWR (Results-based)	7,035,703
721	Mityana Municipal Council	255009	Kabuwambo HC II	Health Center II	504905	Government	o/w PHC -NWR (Government)	12,926,350
721	Mityana Municipal Council	255032	Magala HC III	Health Center III	504897	Government	o/w PHC -NWR (Government)	25,852,701
721	Mityana Municipal Council	255032	Magala HC III	Health Center III	504897	Government	o/w PHC -NWR (Results-based)	9,153,597
721	Mityana Municipal Council	255012	Ttanda HC II	Health Center II	504899	Government	o/w PHC -NWR (Government)	12,926,350

Vote Code	Local Government	Cost Centre ID	Cost Centre Name	Cost Centre Type	Supplier Number	Ownership	Grant Title	2023/24 Approved Budget
721	Mityana Municipal Council	255006	Katiko HC II	Health Center II	504904	Government	o/w PHC -NWR (Government)	12,926,350
721	Mityana Municipal Council	255007	Naama HC III	Health Center III	506777	Government	o/w PHC -NWR (Government)	25,852,701
721	Mityana Municipal Council	255007	Naama HC III	Health Center III	506777	Government	o/w PHC -NWR (Results-based)	8,688,921
721	Mityana Municipal Council	255010	Nakaseeta HC II	Health Center II	504898	Government	o/w PHC -NWR (Government)	12,926,350
721	Mityana Municipal Council	254996	St Jude Naama HC II	Health Center III	504917	UCMB	o/w PHC -NWR (PNFP)	7,218,182
721	Mityana Municipal Council	254996	St Jude Naama HC II	Health Center III	504917	UCMB	o/w PHC -NWR (Results-based)	2,820,555
721	Mityana Municipal Council	254997	St Luke's Health Centre	Health Center III	504920	UCMB	o/w PHC -NWR (PNFP)	7,218,182
721	Mityana Municipal Council	254997	St Luke's Health Centre	Health Center III	504920	UCMB	o/w PHC -NWR (Results-based)	7,288,091
721 Total								220,135,913
722	Moroto Municipal Council	255968	DMO's Clinic HC	Health Center II	505998	Government	o/w PHC -NWR (Government)	12,709,995
722	Moroto Municipal Council	255969	Nakapelimen HC II	Health Center II	505999	Government	o/w PHC -NWR (Government)	12,709,995
722 Total								25,419,990
723	Mubende Municipal Council	256888	Kayinja HC II	Health Center II	506096	Government	o/w PHC -NWR (Government)	18,647,739
723	Mubende Municipal Council	256887	Lwemikomago HC II	Health Center III	506094	Government	o/w PHC -NWR (Government)	37,295,478
723	Mubende Municipal Council	256887	Lwemikomago HC II	Health Center III	506094	Government	o/w PHC -NWR (Results-based)	27,910,043
723	Mubende Municipal Council	254095	Mubende Town Council HC II	Health Center II	507288	Government	o/w PHC -NWR (Government)	18,647,739
723	Mubende Municipal Council	254054	Nabikakala HC II	Health Center II	506082	Government	o/w PHC -NWR (Government)	18,647,739
723	Mubende Municipal Council	254086	Kanseera HC II	Health Center II	506095	Government	o/w PHC -NWR (Government)	18,647,739
723	Mubende Municipal Council	254047	Kaweeri HC II	Health Center II	506081	Government	o/w PHC -NWR (Government)	18,647,739
723 Total								158,444,215

Vote Code	Local Government	Cost Centre ID	Cost Centre Name	Cost Centre Type	Supplier Number	Ownership	Grant Title	2023/24 Approved Budget
724	Mukono Municipal Council	256002	KYUNGU HCEALTH CENTRE	Health Center III	506007	Government	o/w PHC -NWR (Government)	61,527,917
724	Mukono Municipal Council	256002	KYUNGU HCEALTH CENTRE	Health Center III	506007	Government	o/w PHC -NWR (Results-based)	9,046,558
724	Mukono Municipal Council	272850	MUKONO COU	Health Center IV	505689	UPMB	o/w PHC -NWR (PNFP)	40,166,563
724	Mukono Municipal Council	272850	MUKONO COU	Health Center IV	505689	UPMB	o/w PHC -NWR (Results-based)	19,212,330
724	Mukono Municipal Council	254106	BUKERERE HEALTH CENTRE	Health Center II	505692	UCMB	o/w PHC -NWR (PNFP)	10,041,641
724	Mukono Municipal Council	255999	GOMA HEALTH CENTRE	Health Center III	506009	Government	o/w PHC -NWR (Government)	61,527,917
724	Mukono Municipal Council	255999	GOMA HEALTH CENTRE	Health Center III	506009	Government	o/w PHC -NWR (Results-based)	35,099,550
724	Mukono Municipal Council	256000	NANTABULIRWA HC II	Health Center II	506008	Government	o/w PHC -NWR (Government)	30,763,959
724	Mukono Municipal Council	255915	NYANJA HC II	Health Center II	506933	Government	o/w PHC -NWR (Government)	30,763,959
724 Total								298,150,393
725	Nansana Municipal Council	256372	Kyadondo North Health Sub Dis	Health Center IV	505510	Government	o/w PHC -NWR (Government)	192,311,085
725	Nansana Municipal Council	256372	Kyadondo North Health Sub Dis	Health Center IV	505510	Government	o/w PHC -NWR (Results-based)	74,486,071
725	Nansana Municipal Council	254614	Matugga Health Centre	Health Center II	552356	Government	o/w PHC -NWR (Government)	19,231,109
725	Nansana Municipal Council	254615	Migadde Health Centre	Health Center II	505498	Government	o/w PHC -NWR (Government)	19,231,109
725	Nansana Municipal Council	254658	NabweruHealth Centre	Health Center III	506976	Government	o/w PHC -NWR (Government)	38,462,217
725	Nansana Municipal Council	254658	NabweruHealth Centre	Health Center III	506976	Government	o/w PHC -NWR (Results-based)	41,982,557
725	Nansana Municipal Council	256244	Nansana Health Centre	Health Center II	506979	Government	o/w PHC -NWR (Government)	19,231,109
725	Nansana Municipal Council	254606	Tikaluk Health Centre	Health Center III	505500	Government	o/w PHC -NWR (Government)	38,462,217
725	Nansana Municipal Council	254606	Tikaluk Health Centre	Health Center III	505500	Government	o/w PHC -NWR (Results-based)	28,097,798
725	Nansana Municipal Council	254613	Gombe Health Centre	Health Center II	505481	Government	o/w PHC -NWR (Government)	19,231,109

Vote Code	Local Government	Cost Centre ID	Cost Centre Name	Cost Centre Type	Supplier Number	Ownership	Grant Title	2023/24 Approved Budget
725	Nansana Municipal Council	254657	Jinja Kalori St Charles Lwanga	Health Center II	505525	UCMB	o/w PHC -NWR (PNFP)	45,384,798
725	Nansana Municipal Council	254656	Kawanda Health Centre	Health Center III	505501	Government	o/w PHC -NWR (Government)	38,462,217
725	Nansana Municipal Council	254656	Kawanda Health Centre	Health Center III	505501	Government	o/w PHC -NWR (Results-based)	55,705,481
725	Nansana Municipal Council	254654	MaganjoHealth Centre	Health Center II	505508	Government	o/w PHC -NWR (Government)	19,231,109
725	Nansana Municipal Council	254659	Nassolo Wamala Health Centre	Health Center III	505480	Government	o/w PHC -NWR (Government)	38,462,217
725	Nansana Municipal Council	254659	Nassolo Wamala Health Centre	Health Center III	505480	Government	o/w PHC -NWR (Results-based)	21,737,255
725	Nansana Municipal Council	254641	Kasozi Health Centre	Health Center III	505482	Government	o/w PHC -NWR (Government)	38,462,217
725	Nansana Municipal Council	254641	Kasozi Health Centre	Health Center III	505482	Government	o/w PHC -NWR (Results-based)	27,665,184
725	Nansana Municipal Council	254643	Nabutiti Health Centre	Health Center III	115517	Government	o/w PHC -NWR (Government)	38,462,217
725	Nansana Municipal Council	254643	Nabutiti Health Centre	Health Center III	115517	Government	o/w PHC -NWR (Results-based)	20,137,261
725	Nansana Municipal Council	254644	Namulonge Health Centre	Health Center III	505497	Government	o/w PHC -NWR (Government)	38,462,217
725	Nansana Municipal Council	254644	Namulonge Health Centre	Health Center III	505497	Government	o/w PHC -NWR (Results-based)	24,376,057
725 Total								897,274,609
727	Njeru Municipal Council	255264	Bugungu HC II	Health Center II	506578	Government	o/w PHC -NWR (Government)	15,230,182
727	Njeru Municipal Council	255288	Bukaya health centre	Health Center III	504604	UPMB	o/w PHC -NWR (PNFP)	7,931,094
727	Njeru Municipal Council	255288	Bukaya health centre	Health Center III	504604	UPMB	o/w PHC -NWR (Results-based)	7,590,283
727	Njeru Municipal Council	255287	Lugazi II HC II	Health Center II	504590	Government	o/w PHC -NWR (Government)	15,230,182
727	Njeru Municipal Council	255289	Njeru TCHC	Health Center III	504581	Government	o/w PHC -NWR (Government)	30,460,365
727	Njeru Municipal Council	255289	Njeru TCHC	Health Center III	504581	Government	o/w PHC -NWR (Results-based)	21,610,413
727	Njeru Municipal Council	255277	St Francis health care Njeru	Health Center IV	504598	UCMB	o/w PHC -NWR (PNFP)	15,862,188

Vote Code	Local Government	Cost Centre ID	Cost Centre Name	Cost Centre Type	Supplier Number	Ownership	Grant Title	2023/24 Approved Budget
727	Njeru Municipal Council	255277	St Francis health care Njeru	Health Center IV	504598	UCMB	o/w PHC -NWR (Results-based)	29,862,333
727	Njeru Municipal Council	255291	Buwagajjo Health Centre	Health Center III	695443	Government	o/w PHC -NWR (Government)	30,460,365
727	Njeru Municipal Council	255291	Buwagajjo Health Centre	Health Center III	695443	Government	o/w PHC -NWR (Results-based)	18,910,764
727	Njeru Municipal Council	255292	Buziika Health Centre	Health Center II	504589	Government	o/w PHC -NWR (Government)	15,230,182
727	Njeru Municipal Council	255265	Kabizzi Health Centre	Health Center II	506582	Government	o/w PHC -NWR (Government)	15,230,182
727	Njeru Municipal Council	255293	Tongolo Health Centre	Health Center II	695451	Government	o/w PHC -NWR (Government)	15,230,182
727	Njeru Municipal Council	255296	Kalagala Health Centre	Health Center II	504585	Government	o/w PHC -NWR (Government)	15,230,182
727	Njeru Municipal Council	255270	Konko Health Centre	Health Center II	504586	Government	o/w PHC -NWR (Government)	15,230,182
727	Njeru Municipal Council	255297	Naminya Health Centre	Health Center II	695454	Government	o/w PHC -NWR (Government)	15,230,182
727	Njeru Municipal Council	255298	Wakisi Health Centre	Health Center III	695446	Government	o/w PHC -NWR (Government)	30,460,365
727	Njeru Municipal Council	255298	Wakisi Health Centre	Health Center III	695446	Government	o/w PHC -NWR (Results-based)	33,887,371
727 Total								348,876,999
728	Ntungamo Municipal Council	256014	Ruhoko Health Centre II	Health Center III	506017	Government	o/w PHC -NWR (Government)	6,915,084
728	Ntungamo Municipal Council	256014	Ruhoko Health Centre II	Health Center III	506017	Government	o/w PHC -NWR (Results-based)	2,393,366
728	Ntungamo Municipal Council	256368	Ntungamo Health Centre IV	Health Center IV	506016	Government	o/w PHC -NWR (Government)	34,575,418
728	Ntungamo Municipal Council	256368	Ntungamo Health Centre IV	Health Center IV	506016	Government	o/w PHC -NWR (Results-based)	28,425,716
728 Total								72,309,584
729	Rukungiri Municipal Council	256015	KATWEKAMWE HC II	Health Center II	506537	Government	o/w PHC -NWR (Government)	3,908,437
729	Rukungiri Municipal Council	254416	Kyatoko HC II	Health Center II	506555	UPMB	o/w PHC -NWR (PNFP)	1,824,359
729	Rukungiri Municipal Council	256226	North Kigezi HC IV	Health Center IV	506548	UPMB	o/w PHC -NWR (PNFP)	7,297,438

Vote Code	Local Government	Cost Centre ID	Cost Centre Name	Cost Centre Type	Supplier Number	Ownership	Grant Title	2023/24 Approved Budget
729	Rukungiri Municipal Council	256226	North Kigezi HC IV	Health Center IV	506548	UPMB	o/w PHC -NWR (Results-based)	35,249,718
729	Rukungiri Municipal Council	256371	RUKUNGIRI HC IV	Health Center IV	507208	Government	o/w PHC -NWR (Government)	39,084,369
729	Rukungiri Municipal Council	256371	RUKUNGIRI HC IV	Health Center IV	507208	Government	o/w PHC -NWR (Results-based)	21,773,540
729	Rukungiri Municipal Council	256018	KARANGARO HC II	Health Center II	506535	Government	o/w PHC -NWR (Government)	3,908,437
729	Rukungiri Municipal Council	256019	KITIMBA HC III	Health Center III	506536	Government	o/w PHC -NWR (Government)	7,816,874
729	Rukungiri Municipal Council	256019	KITIMBA HC III	Health Center III	506536	Government	o/w PHC -NWR (Results-based)	2,979,736
729	Rukungiri Municipal Council	256016	MARUMBA HC II	Health Center II	506526	Government	o/w PHC -NWR (Government)	3,908,437
729	Rukungiri Municipal Council	256017	RWAKABENGO HC III	Health Center III	506534	Government	o/w PHC -NWR (Government)	7,816,874
729	Rukungiri Municipal Council	256017	RWAKABENGO HC III	Health Center III	506534	Government	o/w PHC -NWR (Results-based)	9,003,618
729 Total								144,571,837
730	Sheema Municipal Council	255785	KIHUNDA HEALTH CENTRE III	Health Center III	505452	Government	o/w PHC -NWR (Government)	10,828,771
730	Sheema Municipal Council	255785	KIHUNDA HEALTH CENTRE III	Health Center III	505452	Government	o/w PHC -NWR (Results-based)	19,917,154
730	Sheema Municipal Council	255787	KIZIBA HEALTH CENTRE II	Health Center II	548326	Government	o/w PHC -NWR (Government)	5,414,386
730	Sheema Municipal Council	255788	MIGINA HEALTH CENTRE II	Health Center II	505460	Government	o/w PHC -NWR (Government)	5,414,386
730	Sheema Municipal Council	272456	KITOJO COMMUNITY HC III	Health Center III	870459	Government	o/w PHC -NWR (Government)	10,828,771
730	Sheema Municipal Council	272456	KITOJO COMMUNITY HC III	Health Center III	870459	Government	o/w PHC -NWR (Results-based)	2,715,304
730	Sheema Municipal Council	255794	KYABANDARA HEALTH CENTRE II	Health Center II	505454	Government	o/w PHC -NWR (Government)	5,414,386
730	Sheema Municipal Council	255789	MUSHANGA HEALTH CENTRE III	Health Center III	506965	UCMB	o/w PHC -NWR (PNFP)	9,007,043
730	Sheema Municipal Council	255789	MUSHANGA HEALTH CENTRE III	Health Center III	506965	UCMB	o/w PHC -NWR (Results-based)	7,622,885
730	Sheema Municipal Council	255795	RWAMUJOJO HEALTH CENTRE II	Health Center III	505455	Government	o/w PHC -NWR (Government)	10,828,771

Vote Code	Local Government	Cost Centre ID	Cost Centre Name	Cost Centre Type	Supplier Number	Ownership	Grant Title	2023/24 Approved Budget
730	Sheema Municipal Council	255795	RWAMUJOJO HEALTH CENTRE II	Health Center III	505455	Government	o/w PHC -NWR (Results-based)	1,831,189
730	Sheema Municipal Council	255781	KARERA HEALTH CENTRE II	Health Center II	505469	Government	o/w PHC -NWR (Government)	5,414,386
730	Sheema Municipal Council	255805	KASHOZI HEALTH CENTRE II	Health Center II	505462	Government	o/w PHC -NWR (Government)	5,414,386
730	Sheema Municipal Council	256349	KABWOHE HEALTH CENTREIV	Health Center IV	507075	Government	o/w PHC -NWR (Government)	54,143,856
730	Sheema Municipal Council	256349	KABWOHE HEALTH CENTREIV	Health Center IV	507075	Government	o/w PHC -NWR (Results-based)	63,945,360
730	Sheema Municipal Council	255802	RUSHOZI HEALTH CENTRE II	Health Center II	505457	Government	o/w PHC -NWR (Government)	5,414,386
730 Total								224,155,416
731	Tororo Municipal Council	255976	Kasoli HC II	Health Center II	507006	Government	o/w PHC -NWR (Government)	8,360,928
731	Tororo Municipal Council	255977	Mudakori HC III	Health Center III	505604	Government	o/w PHC -NWR (Government)	16,721,855
731	Tororo Municipal Council	255977	Mudakori HC III	Health Center III	505604	Government	o/w PHC -NWR (Results-based)	16,663,001
731	Tororo Municipal Council	255978	Serena HC II	Health Center II	505605	Government	o/w PHC -NWR (Government)	8,360,928
731	Tororo Municipal Council	255980	Bison HC III	Health Center III	507005	Government	o/w PHC -NWR (Government)	16,721,855
731	Tororo Municipal Council	255980	Bison HC III	Health Center III	507005	Government	o/w PHC -NWR (Results-based)	15,189,065
731	Tororo Municipal Council	255979	Kyamwinula HC II	Health Center II	505606	Government	o/w PHC -NWR (Government)	8,360,928
731 Total								90,378,560
801	Abim District	256291	ABIM HOSPITAL ACCOUNT	Hospital	505444	Government	o/w PHC Hospital -NWR (Government)	422,436,350
801	Abim District	255132	GANGMING HEALTH CENTRE II	Health Center II	505909	Government	o/w PHC -NWR (Government)	18,485,563
801	Abim District	255134	ADEA HEALTH CENTRE II	Health Center II	506961	Government	o/w PHC -NWR (Government)	18,485,563
801	Abim District	255137	KATABOK HEALTH CENTRE II	Health Center II	505447	Government	o/w PHC -NWR (Government)	18,485,563
801	Abim District	255138	OPOPONGO HEALTH CENTRE II	Health Center II	505912	Government	o/w PHC -NWR (Government)	18,485,563

Vote Code	Local Government	Cost Centre ID	Cost Centre Name	Cost Centre Type	Supplier Number	Ownership	Grant Title	2023/24 Approved Budget
801	Abim District	255139	ORETA HEALTH CENTRE II	Health Center II	505449	Government	o/w PHC -NWR (Government)	18,485,563
801	Abim District	255141	NYAKWAE HEALTH CENTRE III	Health Center III	505446	Government	o/w PHC -NWR (Government)	36,971,126
801	Abim District	255141	NYAKWAE HEALTH CENTRE III	Health Center III	505446	Government	o/w PHC -NWR (Results-based)	13,521,046
801	Abim District	255140	PUPU KAMUYA HEALTH CENTRE II	Health Center II	505906	Government	o/w PHC -NWR (Government)	18,485,563
801	Abim District	272524	AREMBWOLA HC II	Health Center II	861276	Government	o/w PHC -NWR (Government)	18,485,563
801	Abim District	255128	KANU PNFP HOSPITAL	Health Center II	505915	UPMB	o/w PHC -NWR (PNFP)	11,058,263
801	Abim District	255129	KOYA HEALTH CENTRE II	Health Center II	505908	Government	o/w PHC -NWR (Government)	18,485,563
801	Abim District	255126	WILELA HEALTH CENTRE II	Health Center II	505907	Government	o/w PHC -NWR (Government)	18,485,563
801	Abim District	255131	ABIM DLG AWACH HEALTH CENTER	Health Center II	505910	Government	o/w PHC -NWR (Government)	18,485,563
801	Abim District	255130	ALEREK HEALTH CENTRE III	Health Center III	506960	Government	o/w PHC -NWR (Government)	36,971,126
801	Abim District	255130	ALEREK HEALTH CENTRE III	Health Center III	506960	Government	o/w PHC -NWR (Results-based)	17,315,926
801	Abim District	255142	KIRU HEALTH CENTRE II	Health Center II	505911	Government	o/w PHC -NWR (Government)	18,485,563
801	Abim District	255136	MORULEM PNFP HOSPITAL	Health Center III	505914	UCMB	o/w PHC -NWR (PNFP)	22,116,527
801	Abim District	255136	MORULEM PNFP HOSPITAL	Health Center III	505914	UCMB	o/w PHC -NWR (Results-based)	15,898,189
801	Abim District	255135	OBOLOKOME HEALTH CENTRE II	Health Center II	505448	Government	o/w PHC -NWR (Government)	18,485,563
801	Abim District	255133	ABIM DLG ORWAMUGE HEALTH CENTER	Health Center III	505445	Government	o/w PHC -NWR (Government)	36,971,126
801	Abim District	255133	ABIM DLG ORWAMUGE HEALTH CENTER	Health Center III	505445	Government	o/w PHC -NWR (Results-based)	23,071,120
801	Abim District	255127	ABIM DLG ATUNGA HEALTH CENTER	Health Center II	505913	Government	o/w PHC -NWR (Government)	18,485,563
801 Total								876,643,117
802	Adjumani District	252659	AJUGOPI HC II	Health Center II	504389	Government	o/w PHC -NWR (Government)	13,346,782

Vote Code	Local Government	Cost Centre ID	Cost Centre Name	Cost Centre Type	Supplier Number	Ownership	Grant Title	2023/24 Approved Budget
802	Adjumani District	252671	DZAIPI HC III	Health Center III	504385	Government	o/w PHC -NWR (Government)	26,693,565
802	Adjumani District	252671	DZAIPI HC III	Health Center III	504385	Government	o/w PHC -NWR (Results-based)	7,678,333
802	Adjumani District	252672	ELEMA HC II	Health Center II	504405	Government	o/w PHC -NWR (Government)	13,346,782
802	Adjumani District	252670	NYUMANZI HC II	Health Center II	504407	Government	o/w PHC -NWR (Government)	13,346,782
802	Adjumani District	272865	Pagirinya HC III	Health Center III	917264	Government	o/w PHC -NWR (Government)	26,693,565
802	Adjumani District	272865	Pagirinya HC III	Health Center III	917264	Government	o/w PHC -NWR (Results-based)	19,931,279
802	Adjumani District	272598	ARINYAPI HC III	Health Center III	504390	Government	o/w PHC -NWR (Government)	26,693,565
802	Adjumani District	272598	ARINYAPI HC III	Health Center III	504390	Government	o/w PHC -NWR (Results-based)	6,036,688
802	Adjumani District	252663	ELEGU HC II	Health Center II	506684	Government	o/w PHC -NWR (Government)	13,346,782
802	Adjumani District	252665	OGOLO HC II	Health Center II	504397	Government	o/w PHC -NWR (Government)	13,346,782
802	Adjumani District	252676	KUREKU HC II	Health Center II	504392	Government	o/w PHC -NWR (Government)	13,346,782
802	Adjumani District	252677	OFUA HC III	Health Center III	504386	Government	o/w PHC -NWR (Government)	26,693,565
802	Adjumani District	252677	OFUA HC III	Health Center III	504386	Government	o/w PHC -NWR (Results-based)	8,552,045
802	Adjumani District	272920	Ayilo 1 HC III	Health Center III	935369	Government	o/w PHC -NWR (Government)	26,693,565
802	Adjumani District	272920	Ayilo 1 HC III	Health Center III	935369	Government	o/w PHC -NWR (Results-based)	19,380,455
802	Adjumani District	272918	Ayilo 2 HC II	Health Center II	935370	Government	o/w PHC -NWR (Government)	13,346,782
802	Adjumani District	252683	BIRA HC III	Health Center III	506686	Government	o/w PHC -NWR (Government)	26,693,565
802	Adjumani District	252683	BIRA HC III	Health Center III	506686	Government	o/w PHC -NWR (Results-based)	20,351,769
802	Adjumani District	252684	LEWA HC II	Health Center II	504393	Government	o/w PHC -NWR (Government)	13,346,782
802	Adjumani District	252687	MARYLAND KOCOA HC III	Health Center III	504400	UCMB	o/w PHC -NWR (PNFP)	22,451,366

Vote Code	Local Government	Cost Centre ID	Cost Centre Name	Cost Centre Type	Supplier Number	Ownership	Grant Title	2023/24 Approved Budget
802	Adjumani District	252687	MARYLAND KOCOA HC III	Health Center III	504400	UCMB	o/w PHC -NWR (Results-based)	19,586,647
802	Adjumani District	252685	OLIA HC II	Health Center II	504394	Government	o/w PHC -NWR (Government)	13,346,782
802	Adjumani District	252686	PAKELE HC III	Health Center III	504388	Government	o/w PHC -NWR (Government)	26,693,565
802	Adjumani District	252686	PAKELE HC III	Health Center III	504388	Government	o/w PHC -NWR (Results-based)	7,926,728
802	Adjumani District	252674	AJERI HC II	Health Center II	506689	Government	o/w PHC -NWR (Government)	13,346,782
802	Adjumani District	252673	ALIWARA HC II	Health Center II	504404	Government	o/w PHC -NWR (Government)	13,346,782
802	Adjumani District	256074	MUNGULA HEALTH CENTRE IV	Health Center IV	504399	Government	o/w PHC -NWR (Government)	133,467,823
802	Adjumani District	256074	MUNGULA HEALTH CENTRE IV	Health Center IV	504399	Government	o/w PHC -NWR (Results-based)	44,195,170
802	Adjumani District	252675	ZOKA HC II	Health Center II	504398	Government	o/w PHC -NWR (Government)	13,346,782
802	Adjumani District	272919	Ayiri HC III	Health Center III	935368	Government	o/w PHC -NWR (Government)	26,693,565
802	Adjumani District	272919	Ayiri HC III	Health Center III	935368	Government	o/w PHC -NWR (Results-based)	18,535,672
802	Adjumani District	252688	MAAJI A HC II	Health Center II	504406	Government	o/w PHC -NWR (Government)	13,346,782
802	Adjumani District	252689	MAAJI B HEALTH CENTRE	Health Center II	551190	Government	o/w PHC -NWR (Government)	13,346,782
802	Adjumani District	272578	MAAJI C HC II	Health Center II	917263	Government	o/w PHC -NWR (Government)	13,346,782
802	Adjumani District	252690	UKUSIJONIHC III	Health Center III	504402	Government	o/w PHC -NWR (Government)	26,693,565
802	Adjumani District	252690	UKUSIJONIHC III	Health Center III	504402	Government	o/w PHC -NWR (Results-based)	10,116,963
802	Adjumani District	252662	OBILOKONGO HC II	Health Center II	506682	Government	o/w PHC -NWR (Government)	13,346,782
802	Adjumani District	252660	OPENEZINZI HC III	Health Center III	504387	Government	o/w PHC -NWR (Government)	26,693,565
802	Adjumani District	252660	OPENEZINZI HC III	Health Center III	504387	Government	o/w PHC -NWR (Results-based)	7,823,309
802	Adjumani District	252666	AGOJO HC II	Health Center II	506687	Government	o/w PHC -NWR (Government)	13,346,782

Vote Code	Local Government	Cost Centre ID	Cost Centre Name	Cost Centre Type	Supplier Number	Ownership	Grant Title	2023/24 Approved Budget
802	Adjumani District	252667	CIFORO HC III	Health Center III	504384	Government	o/w PHC -NWR (Government)	26,693,565
802	Adjumani District	252667	CIFORO HC III	Health Center III	504384	Government	o/w PHC -NWR (Results-based)	11,349,878
802	Adjumani District	252669	MAGBURU HC II	Health Center II	506688	Government	o/w PHC -NWR (Government)	13,346,782
802	Adjumani District	252668	OPEJO HC II	Health Center II	504395	Government	o/w PHC -NWR (Government)	13,346,782
802	Adjumani District	252678	ALERE HC II	Health Center II	504403	Government	o/w PHC -NWR (Government)	13,346,782
802	Adjumani District	252681	ARRA HC II	Health Center II	504391	Government	o/w PHC -NWR (Government)	13,346,782
802	Adjumani District	252679	PACHARA HC II	Health Center II	506683	Government	o/w PHC -NWR (Government)	13,346,782
802	Adjumani District	252680	ROBIDIRE HC III	Health Center III	504401	UCMB	o/w PHC -NWR (PNFP)	22,451,366
802	Adjumani District	252680	ROBIDIRE HC III	Health Center III	504401	UCMB	o/w PHC -NWR (Results-based)	22,492,130
802	Adjumani District	252682	UDERU HC II	Health Center II	504396	Government	o/w PHC -NWR (Government)	13,346,782
802	Adjumani District	256072	ADJUMANI HOSPITAL	Hospital	504408	Government	o/w PHC Hospital -NWR (Government)	497,231,016
802	Adjumani District	252661	ADJUMANI MISSION HC III	Health Center III	506685	UCMB	o/w PHC -NWR (PNFP)	22,451,366
802	Adjumani District	252661	ADJUMANI MISSION HC III	Health Center III	506685	UCMB	o/w PHC -NWR (Results-based)	18,830,176
802 Total								1,541,445,385
803	Agago District	255822	KOTOMOR	Health Center III	915836	Government	o/w PHC -NWR (Government)	21,130,330
803	Agago District	255822	KOTOMOR	Health Center III	915836	Government	o/w PHC -NWR (Results-based)	6,762,184
803	Agago District	255837	ODOKOMIT HEALTH CENTRE II	Health Center II	506290	Government	o/w PHC -NWR (Government)	10,565,165
803	Agago District	272566	ONUOAPET HC II	Health Center II	861279	Government	o/w PHC -NWR (Government)	10,565,165
803	Agago District	255831	ALOP HEALTH CENTRE II	Health Center II	506285	Government	o/w PHC -NWR (Government)	10,565,165
803	Agago District	255833	LIGILIGI HEALTH CENTRE II	Health Center II	506276	Government	o/w PHC -NWR (Government)	10,565,165

Vote Code	Local Government	Cost Centre ID	Cost Centre Name	Cost Centre Type	Supplier Number	Ownership	Grant Title	2023/24 Approved Budget
803	Agago District	255834	ORINA HEALTH CENTRE II	Health Center II	506288	Government	o/w PHC -NWR (Government)	10,565,165
803	Agago District	255835	LUKOLE HEALTH CENTRE III	Health Center III	506267	Government	o/w PHC -NWR (Government)	21,130,330
803	Agago District	255835	LUKOLE HEALTH CENTRE III	Health Center III	506267	Government	o/w PHC -NWR (Results-based)	15,333,229
803	Agago District	273886	Opyelo HC III	Health Center III	0	Government	o/w PHC -NWR (Government)	21,130,330
803	Agago District	273886	Opyelo HC III	Health Center III	0	Government	o/w PHC -NWR (Results-based)	20,420,097
803	Agago District	255855	PATONGO HEALTH CENTRE III	Health Center III	506266	Government	o/w PHC -NWR (Government)	21,130,330
803	Agago District	255855	PATONGO HEALTH CENTRE III	Health Center III	506266	Government	o/w PHC -NWR (Results-based)	32,653,253
803	Agago District	255845	LAPIRIN HEALTH CENTRE II	Health Center III	506273	Government	o/w PHC -NWR (Government)	21,130,330
803	Agago District	255845	LAPIRIN HEALTH CENTRE II	Health Center III	506273	Government	o/w PHC -NWR (Results-based)	4,306,674
803	Agago District	255846	OLUNG HEALTH CENTRE II	Health Center II	506274	Government	o/w PHC -NWR (Government)	10,565,165
803	Agago District	272568	OTUMPILI HC II	Health Center II	861281	Government	o/w PHC -NWR (Government)	10,565,165
803	Agago District	255832	ADILANG HEALTH CENTRE III	Health Center III	507240	Government	o/w PHC -NWR (Government)	21,130,330
803	Agago District	255832	ADILANG HEALTH CENTRE III	Health Center III	507240	Government	o/w PHC -NWR (Results-based)	12,637,701
803	Agago District	255841	AMYEL HEALTH CENTRE II	Health Center II	506289	Government	o/w PHC -NWR (Government)	10,565,165
803	Agago District	255825	LIRA KAKET HEALTH CENTRE II	Health Center II	507245	Government	o/w PHC -NWR (Government)	10,565,165
803	Agago District	255842	OGWANG KAMOLO HEALTH CENTRE II	Health Center II	506286	Government	o/w PHC -NWR (Government)	10,565,165
803	Agago District	255840	ONGALO HEALTH CENTRE II	Health Center II	506282	Government	o/w PHC -NWR (Government)	10,565,165
803	Agago District	272564	ABILININO HC II	Health Center II	861277	Government	o/w PHC -NWR (Government)	10,565,165
803	Agago District	255826	LIRA KATO HEALTH CENTRE III	Health Center III	507241	Government	o/w PHC -NWR (Government)	21,130,330
803	Agago District	255826	LIRA KATO HEALTH CENTRE III	Health Center III	507241	Government	o/w PHC -NWR (Results-based)	14,823,648

Vote Code	Local Government	Cost Centre ID	Cost Centre Name	Cost Centre Type	Supplier Number	Ownership	Grant Title	2023/24 Approved Budget
803	Agago District	255858	KUYWEE HEALTH CENTRE II	Health Center II	506279	Government	o/w PHC -NWR (Government)	10,565,165
803	Agago District	272567	OKWADOKO HC II	Health Center II	861280	Government	o/w PHC -NWR (Government)	10,565,165
803	Agago District	255857	TOROMA HEALTH CENTRE II	Health Center II	506280	Government	o/w PHC -NWR (Government)	10,565,165
803	Agago District	255856	WOL HEALTH CENTRE III	Health Center III	506268	Government	o/w PHC -NWR (Government)	21,130,330
803	Agago District	255856	WOL HEALTH CENTRE III	Health Center III	506268	Government	o/w PHC -NWR (Results-based)	16,472,772
803	Agago District	255851	KOKIL HEALTHCENTRE II	Health Center II	506272	Government	o/w PHC -NWR (Government)	10,565,165
803	Agago District	255850	PAIMOL HEALTH CENTRE III	Health Center III	506271	Government	o/w PHC -NWR (Government)	21,130,330
803	Agago District	255850	PAIMOL HEALTH CENTRE III	Health Center III	506271	Government	o/w PHC -NWR (Results-based)	17,325,740
803	Agago District	255852	KABALA HEALTH CENTRE II	Health Center II	506281	Government	o/w PHC -NWR (Government)	10,565,165
803	Agago District	255853	PACER HEALTH CENTRE III	Health Center III	506277	Government	o/w PHC -NWR (Government)	21,130,330
803	Agago District	255853	PACER HEALTH CENTRE III	Health Center III	506277	Government	o/w PHC -NWR (Results-based)	8,478,927
803	Agago District	255854	PAKOR HEALTH CENTRE II	Health Center II	507244	Government	o/w PHC -NWR (Government)	10,565,165
803	Agago District	255824	LAYITA HEALTH CENTRE III	Health Center III	506284	Government	o/w PHC -NWR (Government)	21,130,330
803	Agago District	255824	LAYITA HEALTH CENTRE III	Health Center III	506284	Government	o/w PHC -NWR (Results-based)	7,215,979
803	Agago District	255847	OMIYA PACWA HEALYH CENTRE II	Health Center II	506283	Government	o/w PHC -NWR (Government)	10,565,165
803	Agago District	256918	Dr Ambrosoli Memorial Hospital	Hospital	507239	UCMB	o/w PHC Hospital -NWR (PNFP)	488,852,489
803	Agago District	255848	OMOT HEALTH CENTRE III	Health Center III	506287	Government	o/w PHC -NWR (Government)	21,130,330
803	Agago District	255848	OMOT HEALTH CENTRE III	Health Center III	506287	Government	o/w PHC -NWR (Results-based)	14,271,131
803	Agago District	255849	GEREGERE HEALTH CENTRE II	Health Center II	507242	Government	o/w PHC -NWR (Government)	10,565,165
803	Agago District	255844	ACURU HEALTH CENTRE II	Health Center II	506278	Government	o/w PHC -NWR (Government)	10,565,165

Vote Code	Local Government	Cost Centre ID	Cost Centre Name	Cost Centre Type	Supplier Number	Ownership	Grant Title	2023/24 Approved Budget
803	Agago District	272565	LANYIRINYIRI HC II	Health Center II	861278	Government	o/w PHC -NWR (Government)	10,565,165
803	Agago District	255827	LIRA PALWO HEALTH CENTRE III	Health Center III	506269	Government	o/w PHC -NWR (Government)	21,130,330
803	Agago District	255827	LIRA PALWO HEALTH CENTRE III	Health Center III	506269	Government	o/w PHC -NWR (Results-based)	16,215,261
803	Agago District	255843	OBOLOKOME HEALTH CENTRE II	Health Center II	548324	Government	o/w PHC -NWR (Government)	10,565,165
803	Agago District	255836	ACHOLPII HEALTH CENTRE III	Health Center III	506270	Government	o/w PHC -NWR (Government)	21,130,330
803	Agago District	255836	ACHOLPII HEALTH CENTRE III	Health Center III	506270	Government	o/w PHC -NWR (Results-based)	16,155,579
803	Agago District	255839	KWONKIC HEALTH CENTRE II	Health Center II	507243	Government	o/w PHC -NWR (Government)	10,565,165
803	Agago District	255838	LAMIYO HEALTH CENTRE II	Health Center III	506275	Government	o/w PHC -NWR (Government)	21,130,330
803	Agago District	255838	LAMIYO HEALTH CENTRE II	Health Center III	506275	Government	o/w PHC -NWR (Results-based)	4,725,414
803 Total								1,267,168,986
804	Alebtong District	255398	ADWIR HEALTH CENTRE	Health Center II	504537	Government	o/w PHC -NWR (Government)	14,540,091
804	Alebtong District	255384	ANGETTA	Health Center III	0	Government	o/w PHC -NWR (Government)	29,080,182
804	Alebtong District	255384	ANGETTA	Health Center III	0	Government	o/w PHC -NWR (Results-based)	14,218,510
804	Alebtong District	255385	OMARARI	Health Center II	0	Government	o/w PHC -NWR (Government)	14,540,091
804	Alebtong District	255397	OMORO HEALTH CENTRE	Health Center III	506727	Government	o/w PHC -NWR (Government)	29,080,182
804	Alebtong District	255397	OMORO HEALTH CENTRE	Health Center III	506727	Government	o/w PHC -NWR (Results-based)	22,052,594
804	Alebtong District	255387	ABAKO HEALTH CENTRE	Health Center III	504534	Government	o/w PHC -NWR (Government)	29,080,182
804	Alebtong District	255387	ABAKO HEALTH CENTRE	Health Center III	504534	Government	o/w PHC -NWR (Results-based)	22,072,973
804	Alebtong District	255388	ALANYI DISPENSARY	Health Center III	7447	UCMB	o/w PHC -NWR (PNFP)	18,321,826
804	Alebtong District	255388	ALANYI DISPENSARY	Health Center III	7447	UCMB	o/w PHC -NWR (Results-based)	20,265,259

Vote Code	Local Government	Cost Centre ID	Cost Centre Name	Cost Centre Type	Supplier Number	Ownership	Grant Title	2023/24 Approved Budget
804	Alebtong District	255393	AMUGU HEALTH CENTRE	Health Center III	504533	Government	o/w PHC -NWR (Government)	29,080,182
804	Alebtong District	255393	AMUGU HEALTH CENTRE	Health Center III	504533	Government	o/w PHC -NWR (Results-based)	19,269,696
804	Alebtong District	255396	ABAKO ELIM HC II	Health Center II	506730	UPMB	o/w PHC -NWR (PNFP)	9,160,913
804	Alebtong District	257018	AWEI	Health Center III	0	Government	o/w PHC -NWR (Government)	29,080,182
804	Alebtong District	257018	AWEI	Health Center III	0	Government	o/w PHC -NWR (Results-based)	10,088,550
804	Alebtong District	255391	AKURA HEALTH CENTRE	Health Center III	506728	Government	o/w PHC -NWR (Government)	29,080,182
804	Alebtong District	255391	AKURA HEALTH CENTRE	Health Center III	506728	Government	o/w PHC -NWR (Results-based)	11,749,426
804	Alebtong District	255392	ALOI ONGOM	Health Center III	504538	UCMB	o/w PHC -NWR (PNFP)	18,321,826
804	Alebtong District	255392	ALOI ONGOM	Health Center III	504538	UCMB	o/w PHC -NWR (Results-based)	11,084,809
804	Alebtong District	257017	ANYANGA	Health Center II	0	Government	o/w PHC -NWR (Government)	14,540,091
804	Alebtong District	255383	ANARA	Health Center III	0	Government	o/w PHC -NWR (Government)	29,080,182
804	Alebtong District	255383	ANARA	Health Center III	0	Government	o/w PHC -NWR (Results-based)	7,276,734
804	Alebtong District	255389	ABIA HEALTH CENTRE	Health Center III	506729	Government	o/w PHC -NWR (Government)	29,080,182
804	Alebtong District	255389	ABIA HEALTH CENTRE	Health Center III	506729	Government	o/w PHC -NWR (Results-based)	25,212,323
804	Alebtong District	255390	OTENO HEALTH CENTRE	Health Center II	504536	Government	o/w PHC -NWR (Government)	14,540,091
804	Alebtong District	256315	ALEBTONG HEALTH CENTRE	Health Center IV	504531	Government	o/w PHC -NWR (Government)	145,400,911
804	Alebtong District	256315	ALEBTONG HEALTH CENTRE	Health Center IV	504531	Government	o/w PHC -NWR (Results-based)	58,258,723
804	Alebtong District	255395	APALA HEALTH CENTRE	Health Center III	504532	Government	o/w PHC -NWR (Government)	29,080,182
804	Alebtong District	255395	APALA HEALTH CENTRE	Health Center III	504532	Government	o/w PHC -NWR (Results-based)	21,849,834
804	Alebtong District	255394	OBIM HEALTH CENTRE	Health Center II	504535	Government	o/w PHC -NWR (Government)	14,540,091

Vote Code	Local Government	Cost Centre ID	Cost Centre Name	Cost Centre Type	Supplier Number	Ownership	Grant Title	2023/24 Approved Budget
804 Total								769,027,001
805	Amolatar District	254924	Namasale HC III	Health Center III	504411	Government	o/w PHC -NWR (Government)	19,281,014
805	Amolatar District	254924	Namasale HC III	Health Center III	504411	Government	o/w PHC -NWR (Results-based)	21,867,699
805	Amolatar District	254918	Alyechmeda HC II	Health Center III	506691	Government	o/w PHC -NWR (Government)	19,281,014
805	Amolatar District	254918	Alyechmeda HC II	Health Center III	506691	Government	o/w PHC -NWR (Results-based)	7,575,037
805	Amolatar District	256268	Amolatar HC IV	Health Center IV	504409	Government	o/w PHC -NWR (Government)	96,405,072
805	Amolatar District	256268	Amolatar HC IV	Health Center IV	504409	Government	o/w PHC -NWR (Results-based)	43,567,964
805	Amolatar District	254916	Community health centre alemer	Health Center II	504417	CBO	o/w PHC -NWR (PNFP)	20,215,691
805	Amolatar District	254925	Biko HC II	Health Center III	506692	Government	o/w PHC -NWR (Government)	19,281,014
805	Amolatar District	254925	Biko HC II	Health Center III	506692	Government	o/w PHC -NWR (Results-based)	9,483,987
805	Amolatar District	254922	Nakatiti HC II	Health Center III	504415	Government	o/w PHC -NWR (Government)	19,281,014
805	Amolatar District	254922	Nakatiti HC II	Health Center III	504415	Government	o/w PHC -NWR (Results-based)	12,367,523
805	Amolatar District	254923	Acii HC II	Health Center II	504414	Government	o/w PHC -NWR (Government)	9,640,507
805	Amolatar District	256269	Amai Hospital	Hospital	7442	UPMB	o/w PHC Hospital -NWR (PNFP)	443,679,027
805	Amolatar District	254919	Aputi HC III	Health Center III	506690	Government	o/w PHC -NWR (Government)	19,281,014
805	Amolatar District	254919	Aputi HC III	Health Center III	506690	Government	o/w PHC -NWR (Results-based)	16,696,496
805	Amolatar District	254920	Arwotcek HC II	Health Center II	504412	Government	o/w PHC -NWR (Government)	9,640,507
805	Amolatar District	254917	Awonangiro HC II	Health Center III	504413	Government	o/w PHC -NWR (Government)	19,281,014
805	Amolatar District	254917	Awonangiro HC II	Health Center III	504413	Government	o/w PHC -NWR (Results-based)	10,017,356
805	Amolatar District	254915	Anamwany HC II	Health Center III	504416	Government	o/w PHC -NWR (Government)	19,281,014

Vote Code	Local Government	Cost Centre ID	Cost Centre Name	Cost Centre Type	Supplier Number	Ownership	Grant Title	2023/24 Approved Budget
805	Amolatar District	254915	Anamwany HC II	Health Center III	504416	Government	o/w PHC -NWR (Results-based)	9,764,370
805	Amolatar District	254921	Etam HC III	Health Center III	504410	Government	o/w PHC -NWR (Government)	19,281,014
805	Amolatar District	254921	Etam HC III	Health Center III	504410	Government	o/w PHC -NWR (Results-based)	20,139,075
805 Total								885,308,428
806	Amudat District	255258	ALAKASHEALTH UNIT	Health Center II	504423	Government	o/w PHC -NWR (Government)	16,293,291
806	Amudat District	255261	CHEPTAPOYO HEALTH UNIT	Health Center II	504424	Government	o/w PHC -NWR (Government)	16,293,291
806	Amudat District	255259	KARITA HEALTH UNIT	Health Center IV	504420	Government	o/w PHC -NWR (Government)	162,932,914
806	Amudat District	255259	KARITA HEALTH UNIT	Health Center IV	504420	Government	o/w PHC -NWR (Results-based)	32,125,039
806	Amudat District	273115	kosike HC III	Health Center III	0	Partnership	o/w PHC -NWR (PNFP)	30,423,274
806	Amudat District	273115	kosike HC III	Health Center III	0	Partnership	o/w PHC -NWR (Results-based)	13,891,920
806	Amudat District	274030	Katabok HC II	Health Center II	0	Government	o/w PHC -NWR (Government)	16,293,291
806	Amudat District	256820	AMUDAT HEALTH UNIT	Health Center II	504422	Government	o/w PHC -NWR (Government)	16,293,291
806	Amudat District	256303	AMUDAT HOSP DELEG FUND	Hospital	504425	UPMB	o/w PHC Hospital -NWR (PNFP)	330,184,235
806	Amudat District	274031	Abiliyep HC II	Health Center II	0	Government	o/w PHC -NWR (Government)	16,293,291
806	Amudat District	255262	LOROO HEALTH UNIT	Health Center III	504419	Government	o/w PHC -NWR (Government)	32,586,583
806	Amudat District	255262	LOROO HEALTH UNIT	Health Center III	504419	Government	o/w PHC -NWR (Results-based)	23,088,235
806	Amudat District	256819	ACHORICHOR HEALTH UNIT	Health Center II	504421	Government	o/w PHC -NWR (Government)	16,293,291
806	Amudat District	255260	LOKALES HEALTH UNIT	Health Center II	506693	Government	o/w PHC -NWR (Government)	16,293,291
806 Total								739,285,240
807	Amuria District	254944	AMUSUS HEALTH CENTRE 2 PHC	Health Center III	506697	Government	o/w PHC -NWR (Government)	26,096,911

Vote Code	Local Government	Cost Centre ID	Cost Centre Name	Cost Centre Type	Supplier Number	Ownership	Grant Title	2023/24 Approved Budget
807	Amuria District	254944	AMUSUS HEALTH CENTRE 2 PHC	Health Center III	506697	Government	o/w PHC -NWR (Results-based)	12,425,878
807	Amuria District	256920	WERAHEALTH CENTRE III	Health Center III	548066	Government	o/w PHC -NWR (Government)	26,096,911
807	Amuria District	256920	WERAHEALTH CENTRE III	Health Center III	548066	Government	o/w PHC -NWR (Results-based)	17,069,952
807	Amuria District	254945	ABIA HEALTH CENTRE II PHC	Health Center II	504432	Government	o/w PHC -NWR (Government)	13,048,456
807	Amuria District	254939	AMUCU HEALTH CENTRE III	Health Center III	504446	UCMB	o/w PHC -NWR (PNFP)	8,880,422
807	Amuria District	254939	AMUCU HEALTH CENTRE III	Health Center III	504446	UCMB	o/w PHC -NWR (Results-based)	12,171,137
807	Amuria District	256823	GOLOKWARA HEALTH CENTRE II	Health Center II	504429	Government	o/w PHC -NWR (Government)	13,048,456
807	Amuria District	256822	ALERE HEALTH CENTRE II	Health Center III	504427	Government	o/w PHC -NWR (Government)	26,096,911
807	Amuria District	256822	ALERE HEALTH CENTRE II	Health Center III	504427	Government	o/w PHC -NWR (Results-based)	9,099,649
807	Amuria District	254926	AMILIMIL HEALTH CENTRE II	Health Center II	504433	Government	o/w PHC -NWR (Government)	13,048,456
807	Amuria District	254937	AMURIA CoU HC II	Health Center II	504447	UPMB	o/w PHC -NWR (PNFP)	4,440,211
807	Amuria District	256270	AMURIA DLG HSD	Hospital	506694	Government	o/w PHC Hospital -NWR (Government)	413,787,828
807	Amuria District	254940	ASAMUK HEALTH CENTRE III	Health Center III	504436	Government	o/w PHC -NWR (Government)	26,096,911
807	Amuria District	254940	ASAMUK HEALTH CENTRE III	Health Center III	504436	Government	o/w PHC -NWR (Results-based)	23,727,820
807	Amuria District	256824	AMOLO HEALTH CENTRE II	Health Center II	504430	Government	o/w PHC -NWR (Government)	13,048,456
807	Amuria District	254930	ST MICHAEL HEALTH CARE FOUNDATION	Health Center III	504451	UCMB	o/w PHC -NWR (PNFP)	8,880,422
807	Amuria District	254930	ST MICHAEL HEALTH CARE FOUNDATION	Health Center III	504451	UCMB	o/w PHC -NWR (Results-based)	8,282,976
807	Amuria District	254932	ABARILELA HEALTH CENTRE III	Health Center III	504431	Government	o/w PHC -NWR (Government)	26,096,911
807	Amuria District	254932	ABARILELA HEALTH CENTRE III	Health Center III	504431	Government	o/w PHC -NWR (Results-based)	23,873,870
807	Amuria District	254933	ARUTE HEALTH CENTRE II	Health Center II	506696	Government	o/w PHC -NWR (Government)	13,048,456

Vote Code	Local Government	Cost Centre ID	Cost Centre Name	Cost Centre Type	Supplier Number	Ownership	Grant Title	2023/24 Approved Budget
807	Amuria District	256821	AKERIAU HEALTH CENTRE II	Health Center III	504426	Government	o/w PHC -NWR (Government)	26,096,911
807	Amuria District	256821	AKERIAU HEALTH CENTRE II	Health Center III	504426	Government	o/w PHC -NWR (Results-based)	10,590,738
807	Amuria District	254949	MORUNGATUNY HEALTH CENTRE III	Health Center III	504434	Government	o/w PHC -NWR (Government)	26,096,911
807	Amuria District	254949	MORUNGATUNY HEALTH CENTRE III	Health Center III	504434	Government	o/w PHC -NWR (Results-based)	12,194,823
807	Amuria District	254950	OLWA HEALTH CENTRE II	Health Center II	504435	Government	o/w PHC -NWR (Government)	13,048,456
807	Amuria District	254948	ABEKO CBO HEALTH CENTRE II	Health Center II	504444	UPMB	o/w PHC -NWR (PNFP)	4,440,211
807	Amuria District	254947	ABEKO HEALTH CENTRE 2 PHC	Health Center II	506698	Government	o/w PHC -NWR (Government)	13,048,456
807	Amuria District	254928	ST CLARE ORUNGO HEALTH CENTRE	Health Center III	504450	UCMB	o/w PHC -NWR (PNFP)	8,880,422
807	Amuria District	254928	ST CLARE ORUNGO HEALTH CENTRE	Health Center III	504450	UCMB	o/w PHC -NWR (Results-based)	16,621,078
807	Amuria District	254955	ORUNGO HEALTH CENTRE III	Health Center III	504437	Government	o/w PHC -NWR (Government)	26,096,911
807	Amuria District	254955	ORUNGO HEALTH CENTRE III	Health Center III	504437	Government	o/w PHC -NWR (Results-based)	17,287,337
807 Total								912,769,258
808	Amuru District	272473	otwee HC III	Health Center III	0	Government	o/w PHC -NWR (Government)	20,597,143
808	Amuru District	272473	otwee HC III	Health Center III	0	Government	o/w PHC -NWR (Results-based)	19,813,023
808	Amuru District	255070	AmuruHealth Centre III	Health Center III	504529	UCMB	o/w PHC -NWR (PNFP)	15,196,843
808	Amuru District	255070	AmuruHealth Centre III	Health Center III	504529	UCMB	o/w PHC -NWR (Results-based)	31,084,142
808	Amuru District	256826	Labongogali Health Centre II	Health Center II	504510	Government	o/w PHC -NWR (Government)	10,298,572
808	Amuru District	255059	Mutema Health Centre II	Health Center II	504513	Government	o/w PHC -NWR (Government)	10,298,572
808	Amuru District	255069	Okunggedi Health Centre II	Health Center II	504512	Government	o/w PHC -NWR (Government)	10,298,572
808	Amuru District	255063	Omee I Health Centre II	Health Center II	504514	Government	o/w PHC -NWR (Government)	10,298,572

Vote Code	Local Government	Cost Centre ID	Cost Centre Name	Cost Centre Type	Supplier Number	Ownership	Grant Title	2023/24 Approved Budget
808	Amuru District	255058	Amuru Health Centre II	Health Center II	504511	Government	o/w PHC -NWR (Government)	10,298,572
808	Amuru District	255078	Awer Health Centre II	Health Center II	506723	Government	o/w PHC -NWR (Government)	10,298,572
808	Amuru District	255075	Guruguru Health Centre II	Health Center II	504523	Government	o/w PHC -NWR (Government)	10,298,572
808	Amuru District	255077	Kaladima Health Centre III	Health Center III	506722	Government	o/w PHC -NWR (Government)	20,597,143
808	Amuru District	255077	Kaladima Health Centre III	Health Center III	506722	Government	o/w PHC -NWR (Results-based)	11,953,650
808	Amuru District	255076	Keyo Health Centre II	Health Center II	506726	UPMB	o/w PHC -NWR (PNFP)	7,598,422
808	Amuru District	255074	Olwal Health Centre III	Health Center III	504524	Government	o/w PHC -NWR (Government)	20,597,143
808	Amuru District	255074	Olwal Health Centre III	Health Center III	504524	Government	o/w PHC -NWR (Results-based)	18,407,836
808	Amuru District	255064	Otici Health Centre	Health Center II	504521	Government	o/w PHC -NWR (Government)	10,298,572
808	Amuru District	255073	Parabongo Health Centre II	Health Center II	504522	Government	o/w PHC -NWR (Government)	10,298,572
808	Amuru District	255061	Okidi Health Centre II	Health Center II	504520	Government	o/w PHC -NWR (Government)	10,298,572
808	Amuru District	255066	Pacilo Health Center II	Health Center II	504519	Government	o/w PHC -NWR (Government)	10,298,572
808	Amuru District	255082	Bira Health Centre II	Health Center II	506725	Government	o/w PHC -NWR (Government)	10,298,572
808	Amuru District	255057	Jenggari Health Centre Ii	Health Center II	506724	Government	o/w PHC -NWR (Government)	10,298,572
808	Amuru District	255060	Odokonyero Health Centre II	Health Center II	504527	Government	o/w PHC -NWR (Government)	10,298,572
808	Amuru District	255062	Olinga Health Centre II	Health Center II	504526	Government	o/w PHC -NWR (Government)	10,298,572
808	Amuru District	255080	Otong Health Centre II	Health Center II	504525	Government	o/w PHC -NWR (Government)	10,298,572
808	Amuru District	255054	Pabbo	Health Center III	0	Government	o/w PHC -NWR (Government)	20,597,143
808	Amuru District	255054	Pabbo	Health Center III	0	Government	o/w PHC -NWR (Results-based)	28,109,503
808	Amuru District	255081	Pabbo Health Centre III	Health Center III	504530	UCMB	o/w PHC -NWR (PNFP)	15,196,843

Vote Code	Local Government	Cost Centre ID	Cost Centre Name	Cost Centre Type	Supplier Number	Ownership	Grant Title	2023/24 Approved Budget
808	Amuru District	255081	Pabbo Health Centre III	Health Center III	504530	UCMB	o/w PHC -NWR (Results-based)	26,600,113
808	Amuru District	255067	Palukere Health Centre II	Health Center II	504518	Government	o/w PHC -NWR (Government)	10,298,572
808	Amuru District	255072	Pawel Health Centre II	Health Center III	504517	Government	o/w PHC -NWR (Government)	20,597,143
808	Amuru District	255072	Pawel Health Centre II	Health Center III	504517	Government	o/w PHC -NWR (Results-based)	10,313,305
808	Amuru District	255083	Pogo Health Centre II	Health Center III	504528	Government	o/w PHC -NWR (Government)	20,597,143
808	Amuru District	255083	Pogo Health Centre II	Health Center III	504528	Government	o/w PHC -NWR (Results-based)	6,595,196
808	Amuru District	256286	Attiak Health Centre IV	Health Center IV	504515	Government	o/w PHC -NWR (Government)	102,985,716
808	Amuru District	256286	Attiak Health Centre IV	Health Center IV	504515	Government	o/w PHC -NWR (Results-based)	23,121,429
808	Amuru District	255071	Bibia Health Centre III	Health Center III	504516	Government	o/w PHC -NWR (Government)	20,597,143
808	Amuru District	255071	Bibia Health Centre III	Health Center III	504516	Government	o/w PHC -NWR (Results-based)	7,160,414
808 Total								643,392,155
809	Apac District	256076	APAC HOSPITAL	Hospital	506708	Government	o/w PHC Hospital -NWR (Government)	417,943,110
809	Apac District	252713	AGANGA HEALTH CENTRE II	Health Center II	506707	Government	o/w PHC -NWR (Government)	10,357,038
809	Apac District	252716	ALADO HEALTH CENTRE II	Health Center II	504470	Government	o/w PHC -NWR (Government)	10,357,038
809	Apac District	252714	ALWOROCENG HEALTH CENTRE II	Health Center II	504471	Government	o/w PHC -NWR (Government)	10,357,038
809	Apac District	252703	KUNGU HEALTH CENTRE II	Health Center III	504467	Government	o/w PHC -NWR (Government)	20,714,076
809	Apac District	252703	KUNGU HEALTH CENTRE II	Health Center III	504467	Government	o/w PHC -NWR (Results-based)	11,623,739
809	Apac District	252701	APOI HEALTH CENTRE III	Health Center III	506702	Government	o/w PHC -NWR (Government)	20,714,076
809	Apac District	252701	APOI HEALTH CENTRE III	Health Center III	506702	Government	o/w PHC -NWR (Results-based)	21,822,148
809	Apac District	252702	AYAGO HEALTH CENTRE II	Health Center II	506706	Government	o/w PHC -NWR (Government)	10,357,038

Vote Code	Local Government	Cost Centre ID	Cost Centre Name	Cost Centre Type	Supplier Number	Ownership	Grant Title	2023/24 Approved Budget
809	Apac District	252694	WANSOLO HEALTH CENTRE II	Health Center II	504472	Government	o/w PHC -NWR (Government)	10,357,038
809	Apac District	252717	ALENGA CATHOLIC DISPENSARY	Health Center III	504473	UCMB	o/w PHC -NWR (PNFP)	13,088,679
809	Apac District	252717	ALENGA CATHOLIC DISPENSARY	Health Center III	504473	UCMB	o/w PHC -NWR (Results-based)	12,451,419
809	Apac District	252715	IBUJE HEALTH CENTRE III	Health Center III	504459	Government	o/w PHC -NWR (Government)	20,714,076
809	Apac District	252715	IBUJE HEALTH CENTRE III	Health Center III	504459	Government	o/w PHC -NWR (Results-based)	30,303,125
809	Apac District	252700	AKOKORO HEALTH CENTRE III	Health Center III	504458	Government	o/w PHC -NWR (Government)	20,714,076
809	Apac District	252700	AKOKORO HEALTH CENTRE III	Health Center III	504458	Government	o/w PHC -NWR (Results-based)	28,797,730
809	Apac District	252710	CHEGERE HEALTH CENTRE II	Health Center II	504468	Government	o/w PHC -NWR (Government)	10,357,038
809	Apac District	252711	KIDILANI HEALTH CENTRE II	Health Center III	504469	Government	o/w PHC -NWR (Government)	20,714,076
809	Apac District	252711	KIDILANI HEALTH CENTRE II	Health Center III	504469	Government	o/w PHC -NWR (Results-based)	6,691,790
809	Apac District	252704	ATAR HEALTH CENTRE II	Health Center II	506705	Government	o/w PHC -NWR (Government)	10,357,038
809	Apac District	252705	OLELPEK HEALTH CENTRE II	Health Center III	504465	Government	o/w PHC -NWR (Government)	20,714,076
809	Apac District	252705	OLELPEK HEALTH CENTRE II	Health Center III	504465	Government	o/w PHC -NWR (Results-based)	12,753,459
809	Apac District	252712	TEBOKE HEALTH CENTRE III	Health Center III	504460	Government	o/w PHC -NWR (Government)	20,714,076
809	Apac District	252712	TEBOKE HEALTH CENTRE III	Health Center III	504460	Government	o/w PHC -NWR (Results-based)	23,245,447
809	Apac District	252709	TEBOKE MISSION DISPENSARY	Health Center II	504475	UCMB	o/w PHC -NWR (PNFP)	6,544,340
809 Total								802,762,785
810	Arua District	252737	Bondo HC IV	Health Center IV	504559	Government	o/w PHC -NWR (Government)	93,727,385
810	Arua District	252737	Bondo HC IV	Health Center IV	504559	Government	o/w PHC -NWR (Results-based)	25,752,403
810	Arua District	252748	Anyavu Health Centre III	Health Center II	504541	UPMB	o/w PHC -NWR (PNFP)	15,907,757

Vote Code	Local Government	Cost Centre ID	Cost Centre Name	Cost Centre Type	Supplier Number	Ownership	Grant Title	2023/24 Approved Budget
810	Arua District	252723	Lazebu health centre III	Health Center II	504560	Government	o/w PHC -NWR (Government)	9,372,738
810	Arua District	252749	Logiri health centre III PHC	Health Center III	506738	Government	o/w PHC -NWR (Government)	18,745,477
810	Arua District	252749	Logiri health centre III PHC	Health Center III	506738	Government	o/w PHC -NWR (Results-based)	17,247,410
810	Arua District	272841	KAWUANJETI	Health Center III	0	Government	o/w PHC -NWR (Government)	18,745,477
810	Arua District	272841	KAWUANJETI	Health Center III	0	Government	o/w PHC -NWR (Results-based)	21,052,378
810	Arua District	256081	KULUVA HOSP DELEGTD STFF	Hospital	504545	UPMB	o/w PHC Hospital -NWR (PNFP)	264,679,580
810	Arua District	252778	OPIA HEALTH CENTRE III	Health Center III	123444	Government	o/w PHC -NWR (Government)	18,745,477
810	Arua District	252778	OPIA HEALTH CENTRE III	Health Center III	123444	Government	o/w PHC -NWR (Results-based)	8,625,997
810	Arua District	252777	Vurra health centre III	Health Center III	504561	Government	o/w PHC -NWR (Government)	18,745,477
810	Arua District	252777	Vurra health centre III	Health Center III	504561	Government	o/w PHC -NWR (Results-based)	14,671,028
810	Arua District	252734	Ajia health centre III	Health Center III	504558	Government	o/w PHC -NWR (Government)	18,745,477
810	Arua District	252734	Ajia health centre III	Health Center III	504558	Government	o/w PHC -NWR (Results-based)	11,134,022
810	Arua District	252735	Ayayia health centre III	Health Center II	506737	Government	o/w PHC -NWR (Government)	9,372,738
810 Total								585,270,821
811	Budaka District	255092	KEBULA HEALTH CENTRE III	Health Center III	504351	Government	o/w PHC -NWR (Government)	20,338,523
811	Budaka District	255092	KEBULA HEALTH CENTRE III	Health Center III	504351	Government	o/w PHC -NWR (Results-based)	10,105,716
811	Budaka District	255088	KADERUNA HEALTH CENTRE III	Health Center III	504347	Government	o/w PHC -NWR (Government)	20,338,523
811	Budaka District	255088	KADERUNA HEALTH CENTRE III	Health Center III	504347	Government	o/w PHC -NWR (Results-based)	34,525,909
811	Budaka District	255102	NAMUSITA HEALTH CENTRE III	Health Center III	504348	Government	o/w PHC -NWR (Government)	20,338,523
811	Budaka District	255102	NAMUSITA HEALTH CENTRE III	Health Center III	504348	Government	o/w PHC -NWR (Results-based)	19,522,472

Vote Code	Local Government	Cost Centre ID	Cost Centre Name	Cost Centre Type	Supplier Number	Ownership	Grant Title	2023/24 Approved Budget
811	Budaka District	255100	NAMENGOHEALTH CENTRE III	Health Center III	504355	UCMB	o/w PHC -NWR (PNFP)	29,450,175
811	Budaka District	255100	NAMENGOHEALTH CENTRE III	Health Center III	504355	UCMB	o/w PHC -NWR (Results-based)	9,114,321
811	Budaka District	255099	SAPIRI HEALTHCENTRE III	Health Center III	506672	Government	o/w PHC -NWR (Government)	20,338,523
811	Budaka District	255099	SAPIRI HEALTHCENTRE III	Health Center III	506672	Government	o/w PHC -NWR (Results-based)	21,199,642
811	Budaka District	272474	NASANGA HC III	Health Center III	795656	Government	o/w PHC -NWR (Government)	20,338,523
811	Budaka District	272474	NASANGA HC III	Health Center III	795656	Government	o/w PHC -NWR (Results-based)	25,326,565
811	Budaka District	256288	BUDAKA HEALTH CENTRE IV	Health Center IV	504344	Government	o/w PHC -NWR (Government)	101,692,617
811	Budaka District	256288	BUDAKA HEALTH CENTRE IV	Health Center IV	504344	Government	o/w PHC -NWR (Results-based)	62,406,899
811	Budaka District	255085	BUTOVE HEALTH CENTRE II	Health Center II	506671	Government	o/w PHC -NWR (Government)	10,169,262
811	Budaka District	255094	LYAMA HEALTH CENTRE III	Health Center III	504346	Government	o/w PHC -NWR (Government)	20,338,523
811	Budaka District	255094	LYAMA HEALTH CENTRE III	Health Center III	504346	Government	o/w PHC -NWR (Results-based)	18,685,092
811	Budaka District	255096	NABOA HEALTH CENTRE III	Health Center III	504349	Government	o/w PHC -NWR (Government)	20,338,523
811	Budaka District	255096	NABOA HEALTH CENTRE III	Health Center III	504349	Government	o/w PHC -NWR (Results-based)	27,884,409
811	Budaka District	255090	KAMONKOLI HEALTH CENTRE III	Health Center III	504350	Government	o/w PHC -NWR (Government)	20,338,523
811	Budaka District	255090	KAMONKOLI HEALTH CENTRE III	Health Center III	504350	Government	o/w PHC -NWR (Results-based)	26,382,934
811	Budaka District	255087	IKIIKI HEALTH CENTRE III	Health Center III	504343	Government	o/w PHC -NWR (Government)	20,338,523
811	Budaka District	255087	IKIIKI HEALTH CENTRE III	Health Center III	504343	Government	o/w PHC -NWR (Results-based)	26,838,758
811	Budaka District	255091	KATIRA HEALTH CENTRE III	Health Center III	504352	Government	o/w PHC -NWR (Government)	20,338,523
811	Budaka District	255091	KATIRA HEALTH CENTRE III	Health Center III	504352	Government	o/w PHC -NWR (Results-based)	14,349,003
811	Budaka District	255093	KEREKERENE HEALTH CENTRE III	Health Center III	504345	Government	o/w PHC -NWR (Government)	20,338,523

Vote Code	Local Government	Cost Centre ID	Cost Centre Name	Cost Centre Type	Supplier Number	Ownership	Grant Title	2023/24 Approved Budget
811	Budaka District	255093	KEREKERENE HEALTH CENTRE III	Health Center III	504345	Government	o/w PHC -NWR (Results-based)	13,031,915
811	Budaka District	255084	Mugiti HCIII	Health Center III	795655	Government	o/w PHC -NWR (Government)	20,338,523
811	Budaka District	255084	Mugiti HCIII	Health Center III	795655	Government	o/w PHC -NWR (Results-based)	21,014,659
811	Budaka District	255089	KAMERUKA HEALTH CENTRE III	Health Center III	504353	Government	o/w PHC -NWR (Government)	20,338,523
811	Budaka District	255089	KAMERUKA HEALTH CENTRE III	Health Center III	504353	Government	o/w PHC -NWR (Results-based)	25,954,192
811 Total								762,055,342
812	Bududa District	255229	Bubungi Health Centre II	Health Center III	506297	Government	o/w PHC -NWR (Government)	42,426,248
812	Bududa District	255229	Bubungi Health Centre II	Health Center III	506297	Government	o/w PHC -NWR (Results-based)	26,856,245
812	Bududa District	256301	Bududa HospitalAccount	Hospital	506302	Government	o/w PHC Hospital -NWR (Government)	605,848,370
812	Bududa District	255226	Bukigai Health Centre III	Health Center III	506292	Government	o/w PHC -NWR (Government)	42,426,248
812	Bududa District	255226	Bukigai Health Centre III	Health Center III	506292	Government	o/w PHC -NWR (Results-based)	45,467,991
812	Bududa District	255231	Bushiye Health centre III	Health Center III	506294	Government	o/w PHC -NWR (Government)	42,426,248
812	Bududa District	255231	Bushiye Health centre III	Health Center III	506294	Government	o/w PHC -NWR (Results-based)	48,797,446
812	Bududa District	255227	Bulucheke Health Centre III	Health Center III	507246	Government	o/w PHC -NWR (Government)	42,426,248
812	Bududa District	255227	Bulucheke Health Centre III	Health Center III	507246	Government	o/w PHC -NWR (Results-based)	43,273,760
812	Bududa District	255223	Bukalasi Health Centre III	Health Center III	506293	Government	o/w PHC -NWR (Government)	42,426,248
812	Bududa District	255223	Bukalasi Health Centre III	Health Center III	506293	Government	o/w PHC -NWR (Results-based)	72,710,796
812	Bududa District	255228	Bufuma Health Centre III	Health Center III	506295	Government	o/w PHC -NWR (Government)	42,426,248
812	Bududa District	255228	Bufuma Health Centre III	Health Center III	506295	Government	o/w PHC -NWR (Results-based)	45,287,542
812	Bududa District	255233	Bumusi Health Centre II	Health Center III	506298	Government	o/w PHC -NWR (Government)	42,426,248

Vote Code	Local Government	Cost Centre ID	Cost Centre Name	Cost Centre Type	Supplier Number	Ownership	Grant Title	2023/24 Approved Budget
812	Bududa District	255233	Bumusi Health Centre II	Health Center III	506298	Government	o/w PHC -NWR (Results-based)	9,566,531
812	Bududa District	255234	Buwagiyu Health Centre II	Health Center II	506299	Government	o/w PHC -NWR (Government)	21,213,124
812	Bududa District	255224	Bukibokolo Health Centre III	Health Center III	507247	Government	o/w PHC -NWR (Government)	42,426,248
812	Bududa District	255224	Bukibokolo Health Centre III	Health Center III	507247	Government	o/w PHC -NWR (Results-based)	40,521,798
812	Bududa District	255230	Bushika Health Centre III	Health Center III	506296	Government	o/w PHC -NWR (Government)	42,426,248
812	Bududa District	255230	Bushika Health Centre III	Health Center III	506296	Government	o/w PHC -NWR (Results-based)	44,304,888
812	Bududa District	255222	Namaitso COUHealth Centre II	Health Center II	506300	UPMB	o/w PHC -NWR (PNFP)	39,277,667
812	Bududa District	255232	Bunamono HealthCentre II	Health Center III	507248	Government	o/w PHC -NWR (Government)	42,426,248
812	Bududa District	255232	Bunamono HealthCentre II	Health Center III	507248	Government	o/w PHC -NWR (Results-based)	11,425,870
812	Bududa District	272870	Nabweya HC II	Health Center II	666115	Government	o/w PHC -NWR (Government)	21,213,124
812 Total								1,500,027,637
813	Bugiri District	252788	MAYUGE HC III	Health Center III	547836	Government	o/w PHC -NWR (Government)	26,772,484
813	Bugiri District	252788	MAYUGE HC III	Health Center III	547836	Government	o/w PHC -NWR (Results-based)	25,877,838
813	Bugiri District	252790	NAKIGUNJU HC II	Health Center II	548072	Government	o/w PHC -NWR (Government)	13,386,242
813	Bugiri District	252787	BUDHAYA HC II	Health Center II	504092	Government	o/w PHC -NWR (Government)	13,386,242
813	Bugiri District	252791	BULUWE HC II	Health Center II	504096	Government	o/w PHC -NWR (Government)	13,386,242
813	Bugiri District	252784	MAZIRIGA HC II	Health Center II	506746	Government	o/w PHC -NWR (Government)	13,386,242
813	Bugiri District	256082	BUGIRI HOSPITAL	Hospital	504103	Government	o/w PHC Hospital -NWR (Government)	532,127,985
813	Bugiri District	252810	BUGOYOZI HC II	Health Center II	506741	Government	o/w PHC -NWR (Government)	13,386,242
813	Bugiri District	252814	KAYANGO HC III	Health Center III	548068	Government	o/w PHC -NWR (Government)	26,772,484

Vote Code	Local Government	Cost Centre ID	Cost Centre Name	Cost Centre Type	Supplier Number	Ownership	Grant Title	2023/24 Approved Budget
813	Bugiri District	252814	KAYANGO HC III	Health Center III	548068	Government	o/w PHC -NWR (Results-based)	17,743,345
813	Bugiri District	252816	KAYOGERA HC II	Health Center II	506743	Government	o/w PHC -NWR (Government)	13,386,242
813	Bugiri District	252811	KIRONGERO CHURCH OF GOD HEALTH CE	Health Center II	551191	UPMB	o/w PHC -NWR (PNFP)	14,643,236
813	Bugiri District	252812	KISEITAKA HC II	Health Center II	504087	Government	o/w PHC -NWR (Government)	13,386,242
813	Bugiri District	252817	KITUMBA HC II	Health Center II	504091	Government	o/w PHC -NWR (Government)	13,386,242
813	Bugiri District	252813	NAMAYEMBA SAFE MOTHERHOOD HEALTH	Health Center II	551192	UPMB	o/w PHC -NWR (PNFP)	14,643,236
813	Bugiri District	252821	WANGOBO HC II	Health Center II	504089	Government	o/w PHC -NWR (Government)	13,386,242
813	Bugiri District	252796	BULIDHA HC III	Health Center III	504077	Government	o/w PHC -NWR (Government)	26,772,484
813	Bugiri District	252796	BULIDHA HC III	Health Center III	504077	Government	o/w PHC -NWR (Results-based)	18,562,099
813	Bugiri District	252786	WAKAWAKA HC II	Health Center II	504090	Government	o/w PHC -NWR (Government)	13,386,242
813	Bugiri District	252802	BUWUNGA HC III	Health Center III	504080	Government	o/w PHC -NWR (Government)	26,772,484
813	Bugiri District	252802	BUWUNGA HC III	Health Center III	504080	Government	o/w PHC -NWR (Results-based)	17,293,976
813	Bugiri District	252803	BUWUNI HC II	Health Center II	504095	Government	o/w PHC -NWR (Government)	13,386,242
813	Bugiri District	252805	KIGULU HC II	Health Center II	504084	Government	o/w PHC -NWR (Government)	13,386,242
813	Bugiri District	252807	NAMBO HC II	Health Center II	504085	Government	o/w PHC -NWR (Government)	13,386,242
813	Bugiri District	252780	BUSIMBI	Health Center II	0	Government	o/w PHC -NWR (Government)	13,386,242
813	Bugiri District	252822	KYEMEIRE HEALTH UNIT	Health Center II	504098	UPMB	o/w PHC -NWR (PNFP)	14,643,236
813	Bugiri District	252824	MATIKI HC III	Health Center III	506742	Government	o/w PHC -NWR (Government)	26,772,484
813	Bugiri District	252824	MATIKI HC III	Health Center III	506742	Government	o/w PHC -NWR (Results-based)	7,371,895
813	Bugiri District	256083	NANKOMA HC IV	Health Center IV	504476	Government	o/w PHC -NWR (Government)	133,862,418

Vote Code	Local Government	Cost Centre ID	Cost Centre Name	Cost Centre Type	Supplier Number	Ownership	Grant Title	2023/24 Approved Budget
813	Bugiri District	256083	NANKOMA HC IV	Health Center IV	504476	Government	o/w PHC -NWR (Results-based)	68,591,253
813	Bugiri District	252795	BULESA HC III	Health Center III	504081	Government	o/w PHC -NWR (Government)	26,772,484
813	Bugiri District	252795	BULESA HC III	Health Center III	504081	Government	o/w PHC -NWR (Results-based)	18,711,803
813	Bugiri District	252800	BUSOGA HC II	Health Center II	506744	Government	o/w PHC -NWR (Government)	13,386,242
813	Bugiri District	252794	KITODHA HC II	Health Center II	506745	Government	o/w PHC -NWR (Government)	13,386,242
813	Bugiri District	252793	NANTAWAWULA HC II	Health Center II	504094	Government	o/w PHC -NWR (Government)	13,386,242
813	Bugiri District	252799	NSANGO HC II	Health Center II	504083	Government	o/w PHC -NWR (Government)	13,386,242
813	Bugiri District	252819	NABUKALU HC III	Health Center III	504076	Government	o/w PHC -NWR (Government)	26,772,484
813	Bugiri District	252819	NABUKALU HC III	Health Center III	504076	Government	o/w PHC -NWR (Results-based)	23,167,745
813	Bugiri District	252798	BULUGUYI HC III	Health Center III	506710	Government	o/w PHC -NWR (Government)	26,772,484
813	Bugiri District	252798	BULUGUYI HC III	Health Center III	506710	Government	o/w PHC -NWR (Results-based)	18,719,519
813	Bugiri District	252801	BUSOWA HC II	Health Center II	504093	Government	o/w PHC -NWR (Government)	13,386,242
813	Bugiri District	252806	IWEMBA HC III	Health Center III	504075	Government	o/w PHC -NWR (Government)	26,772,484
813	Bugiri District	252806	IWEMBA HC III	Health Center III	504075	Government	o/w PHC -NWR (Results-based)	18,748,305
813	Bugiri District	252809	KAPYANGA HC II	Health Center II	504097	Government	o/w PHC -NWR (Government)	13,386,242
813	Bugiri District	252808	NANDEREMA HC II	Health Center II	504086	Government	o/w PHC -NWR (Government)	13,386,242
813	Bugiri District	252815	MUTEREREHC III	Health Center III	504078	Government	o/w PHC -NWR (Government)	26,772,484
813	Bugiri District	252815	MUTEREREHC III	Health Center III	504078	Government	o/w PHC -NWR (Results-based)	17,500,272
813	Bugiri District	252820	NKAIZA HC II	Health Center II	504088	Government	o/w PHC -NWR (Government)	13,386,242
813	Bugiri District	252818	ST. LUKE MUTERERE NGO HEALTH UNIT	Health Center II	504099	UPMB	o/w PHC -NWR (PNFP)	14,643,236

Vote Code	Local Government	Cost Centre ID	Cost Centre Name	Cost Centre Type	Supplier Number	Ownership	Grant Title	2023/24 Approved Budget
813 Total								1,539,073,555
814	Bugweri District	253022	BUKOTEKA HC II	Health Center II	505430	UPMB	o/w PHC -NWR (PNFP)	5,449,556
814	Bugweri District	256103	BUSESA HC IV	Health Center IV	506886	Government	o/w PHC -NWR (Government)	90,881,815
814	Bugweri District	256103	BUSESA HC IV	Health Center IV	506886	Government	o/w PHC -NWR (Results-based)	42,877,114
814	Bugweri District	253023	IBULANKU HC III	Health Center III	506953	UPMB	o/w PHC -NWR (PNFP)	10,899,112
814	Bugweri District	253023	IBULANKU HC III	Health Center III	506953	UPMB	o/w PHC -NWR (Results-based)	10,524,053
814	Bugweri District	253024	NAMIGANDA HC II	Health Center II	505873	Government	o/w PHC -NWR (Government)	9,088,182
814	Bugweri District	253025	NSALE HC II	Health Center II	506891	Government	o/w PHC -NWR (Government)	9,088,182
814	Bugweri District	272457	KASOZI HC II	Health Center II	0	Government	o/w PHC -NWR (Government)	9,088,182
814	Bugweri District	253029	MAKUUTU HC III	Health Center III	506887	Government	o/w PHC -NWR (Government)	18,176,363
814	Bugweri District	253029	MAKUUTU HC III	Health Center III	506887	Government	o/w PHC -NWR (Results-based)	14,603,616
814	Bugweri District	253027	BUBENGE HC II	Health Center II	505872	Government	o/w PHC -NWR (Government)	9,088,182
814	Bugweri District	253028	BULYANSIME FLEP HEALTH CENTRE II	Health Center II	505431	UPMB	o/w PHC -NWR (PNFP)	5,449,556
814	Bugweri District	253026	IGOMBE HC III	Health Center III	505867	Government	o/w PHC -NWR (Government)	18,176,363
814	Bugweri District	253026	IGOMBE HC III	Health Center III	505867	Government	o/w PHC -NWR (Results-based)	10,431,107
814	Bugweri District	272861	Idinda HC II	Health Center II	505874	Government	o/w PHC -NWR (Government)	9,088,182
814	Bugweri District	272274	MINANI HC III	Health Center III	0	Government	o/w PHC -NWR (Government)	18,176,363
814	Bugweri District	272274	MINANI HC III	Health Center III	0	Government	o/w PHC -NWR (Results-based)	20,768,605
814	Bugweri District	253040	NAMALEMBA HCII	Health Center II	506954	UPMB	o/w PHC -NWR (PNFP)	5,449,556
814	Bugweri District	253046	NAMUNYUMYA HC II	Health Center II	505875	Government	o/w PHC -NWR (Government)	9,088,182

Vote Code	Local Government	Cost Centre ID	Cost Centre Name	Cost Centre Type	Supplier Number	Ownership	Grant Title	2023/24 Approved Budget
814	Bugweri District	272452	NAWANGISA HC III	Health Center III	0	Government	o/w PHC -NWR (Government)	18,176,363
814	Bugweri District	272452	NAWANGISA HC III	Health Center III	0	Government	o/w PHC -NWR (Results-based)	11,480,613
814	Bugweri District	253019	BUYANGA HC II	Health Center II	505876	Government	o/w PHC -NWR (Government)	9,088,182
814	Bugweri District	253020	BWIGULA HC II	Health Center II	506892	Government	o/w PHC -NWR (Government)	9,088,182
814	Bugweri District	272939	IDUDI HC II	Health Center II	0	Government	o/w PHC -NWR (Government)	9,088,182
814	Bugweri District	253021	LUBIRA HC III	Health Center III	505865	Government	o/w PHC -NWR (Government)	18,176,363
814	Bugweri District	253021	LUBIRA HC III	Health Center III	505865	Government	o/w PHC -NWR (Results-based)	9,084,793
814	Bugweri District	253018	NKOMBE HC II	Health Center II	505636	Government	o/w PHC -NWR (Government)	9,088,182
814	Bugweri District	253017	BUSEMBATIA HC III	Health Center III	505866	Government	o/w PHC -NWR (Government)	18,176,363
814	Bugweri District	253017	BUSEMBATIA HC III	Health Center III	505866	Government	o/w PHC -NWR (Results-based)	20,399,883
814 Total								458,239,371
815	Buhweju District	255818	Bwoga HCII	Health Center II	506148	Government	o/w PHC -NWR (Government)	10,960,592
815	Buhweju District	255820	Kyeyare HCII	Health Center II	506147	Government	o/w PHC -NWR (Government)	10,960,592
815	Buhweju District	255816	Karungu HCIII	Health Center III	506145	Government	o/w PHC -NWR (Government)	21,921,185
815	Buhweju District	255816	Karungu HCIII	Health Center III	506145	Government	o/w PHC -NWR (Results-based)	18,587,046
815	Buhweju District	256352	Nsiika HCIV	Health Center IV	507151	Government	o/w PHC -NWR (Government)	109,605,925
815	Buhweju District	256352	Nsiika HCIV	Health Center IV	507151	Government	o/w PHC -NWR (Results-based)	47,423,118
815	Buhweju District	255809	Bitsya HCII	Health Center II	506142	Government	o/w PHC -NWR (Government)	10,960,592
815	Buhweju District	255810	Mushasha HCII	Health Center III	506143	Government	o/w PHC -NWR (Government)	21,921,185
815	Buhweju District	255810	Mushasha HCII	Health Center III	506143	Government	o/w PHC -NWR (Results-based)	5,936,872

Vote Code	Local Government	Cost Centre ID	Cost Centre Name	Cost Centre Type	Supplier Number	Ownership	Grant Title	2023/24 Approved Budget
815	Buhweju District	255819	Butare Health Centre	Health Center III	506149	UCMB	o/w PHC -NWR (PNFP)	17,898,128
815	Buhweju District	255819	Butare Health Centre	Health Center III	506149	UCMB	o/w PHC -NWR (Results-based)	12,633,299
815	Buhweju District	255808	Bihanga HCIII	Health Center III	507153	Government	o/w PHC -NWR (Government)	21,921,185
815	Buhweju District	255808	Bihanga HCIII	Health Center III	507153	Government	o/w PHC -NWR (Results-based)	12,265,622
815	Buhweju District	255817	Rwanyamabare HCII	Health Center II	506144	Government	o/w PHC -NWR (Government)	10,960,592
815	Buhweju District	255814	Engaju HC11	Health Center III	506141	Government	o/w PHC -NWR (Government)	21,921,185
815	Buhweju District	255814	Engaju HC11	Health Center III	506141	Government	o/w PHC -NWR (Results-based)	13,702,853
815	Buhweju District	255813	Burere HCIII	Health Center III	507152	Government	o/w PHC -NWR (Government)	21,921,185
815	Buhweju District	255813	Burere HCIII	Health Center III	507152	Government	o/w PHC -NWR (Results-based)	12,280,231
815	Buhweju District	255812	Rushambya HCII	Health Center III	506146	Government	o/w PHC -NWR (Government)	21,921,185
815	Buhweju District	255812	Rushambya HCII	Health Center III	506146	Government	o/w PHC -NWR (Results-based)	4,264,873
815	Buhweju District	255815	Kiyanja HCII	Health Center III	507150	Government	o/w PHC -NWR (Government)	21,921,185
815	Buhweju District	255815	Kiyanja HCII	Health Center III	507150	Government	o/w PHC -NWR (Results-based)	4,605,664
815	Buhweju District	255811	Kikamba HCII	Health Center II	507154	UPMB	o/w PHC -NWR (PNFP)	8,949,064
815 Total								465,443,359
816	Buikwe District	256305	Kawolo hospital	Hospital	504594	Government	o/w PHC Hospital -NWR (Government)	317,649,659
816	Buikwe District	256307	Nyenga hospital	Hospital	504596	UCMB	o/w PHC Hospital -NWR (PNFP)	153,849,335
816	Buikwe District	255282	Kisimba Muslim	Health Center II	504600	UMMB	o/w PHC -NWR (PNFP)	4,588,627
816	Buikwe District	255284	Makindu Health Centre	Health Center III	504579	Government	o/w PHC -NWR (Government)	25,540,038
816	Buikwe District	255284	Makindu Health Centre	Health Center III	504579	Government	o/w PHC -NWR (Results-based)	12,694,043

Vote Code	Local Government	Cost Centre ID	Cost Centre Name	Cost Centre Type	Supplier Number	Ownership	Grant Title	2023/24 Approved Budget
816	Buikwe District	255283	Makonge health centre III	Health Center III	504599	UPMB	o/w PHC -NWR (PNFP)	9,177,254
816	Buikwe District	255283	Makonge health centre III	Health Center III	504599	UPMB	o/w PHC -NWR (Results-based)	19,892,954
816	Buikwe District	255276	Ssenyi Health Centre	Health Center II	504593	Government	o/w PHC -NWR (Government)	12,770,019
816	Buikwe District	255290	Nkokonjeru HC II	Health Center II	504588	Government	o/w PHC -NWR (Government)	12,770,019
816	Buikwe District	256306	Nkokonjeru hospital	Hospital	504595	UCMB	o/w PHC Hospital -NWR (PNFP)	155,376,164
816	Buikwe District	255278	Buikwe DistrictHC III	Health Center III	504583	Government	o/w PHC -NWR (Government)	25,540,038
816	Buikwe District	255278	Buikwe DistrictHC III	Health Center III	504583	Government	o/w PHC -NWR (Results-based)	20,515,333
816	Buikwe District	256304	St Charles Lwanga hospital	Hospital	504597	UCMB	o/w PHC Hospital -NWR (PNFP)	54,946,191
816	Buikwe District	255266	Kasubi Health Centre	Health Center III	20422	Government	o/w PHC -NWR (Government)	25,540,038
816	Buikwe District	255266	Kasubi Health Centre	Health Center III	20422	Government	o/w PHC -NWR (Results-based)	15,180,173
816	Buikwe District	255295	Kavule Dispensary	Health Center III	504601	UCMB	o/w PHC -NWR (PNFP)	8,396,822
816	Buikwe District	255295	Kavule Dispensary	Health Center III	504601	UCMB	o/w PHC -NWR (Results-based)	6,240,863
816	Buikwe District	255294	Ssi Health Centre	Health Center III	506576	Government	o/w PHC -NWR (Government)	25,540,038
816	Buikwe District	255294	Ssi Health Centre	Health Center III	506576	Government	o/w PHC -NWR (Results-based)	18,844,826
816	Buikwe District	255263	Bubiuro Health Centre II	Health Center II	506580	Government	o/w PHC -NWR (Government)	12,770,019
816	Buikwe District	255286	Ddungu Health Centre	Health Center II	504587	Government	o/w PHC -NWR (Government)	12,770,019
816	Buikwe District	255268	Kikwayi Health Centre	Health Center II	504591	Government	o/w PHC -NWR (Government)	12,770,019
816	Buikwe District	255274	Namulesa Health Centre	Health Center II	504592	Government	o/w PHC -NWR (Government)	12,770,019
816	Buikwe District	255275	NgogweHealth Centre	Health Center III	504580	Government	o/w PHC -NWR (Government)	25,540,038
816	Buikwe District	255275	NgogweHealth Centre	Health Center III	504580	Government	o/w PHC -NWR (Results-based)	21,074,132

Vote Code	Local Government	Cost Centre ID	Cost Centre Name	Cost Centre Type	Supplier Number	Ownership	Grant Title	2023/24 Approved Budget
816 Total								1,022,746,684
817	Bukedea District	274028	Apopong HC II	Health Center II	0	Government	o/w PHC -NWR (Government)	12,718,160
817	Bukedea District	255212	BUKEDEA MISSION HC II	Health Center II	506585	UCMB	o/w PHC -NWR (PNFP)	11,413,111
817	Bukedea District	255219	KABARWA HEALTH CENTRE III	Health Center III	506584	Government	o/w PHC -NWR (Government)	25,436,320
817	Bukedea District	255219	KABARWA HEALTH CENTRE III	Health Center III	506584	Government	o/w PHC -NWR (Results-based)	18,951,763
817	Bukedea District	255216	KIDONGOLE HEALTH CENTRE III	Health Center III	504608	Government	o/w PHC -NWR (Government)	25,436,320
817	Bukedea District	255216	KIDONGOLE HEALTH CENTRE III	Health Center III	504608	Government	o/w PHC -NWR (Results-based)	23,751,621
817	Bukedea District	255211	AKUORO	Health Center III	0	Government	o/w PHC -NWR (Government)	25,436,320
817	Bukedea District	255211	AKUORO	Health Center III	0	Government	o/w PHC -NWR (Results-based)	13,467,154
817	Bukedea District	256300	BUKEDEA HEALTH CENTRE IV	Health Center IV	504605	Government	o/w PHC -NWR (Government)	127,181,599
817	Bukedea District	256300	BUKEDEA HEALTH CENTRE IV	Health Center IV	504605	Government	o/w PHC -NWR (Results-based)	65,064,096
817	Bukedea District	273167	Kangole HC II	Health Center III	0	Government	o/w PHC -NWR (Government)	25,436,320
817	Bukedea District	273167	Kangole HC II	Health Center III	0	Government	o/w PHC -NWR (Results-based)	22,863,285
817	Bukedea District	255218	KOLIR HEALTH CENTRE III	Health Center III	506583	Government	o/w PHC -NWR (Government)	25,436,320
817	Bukedea District	255218	KOLIR HEALTH CENTRE III	Health Center III	506583	Government	o/w PHC -NWR (Results-based)	21,707,161
817	Bukedea District	255220	MALERA HEALTH CENTRE III	Health Center III	504606	Government	o/w PHC -NWR (Government)	25,436,320
817	Bukedea District	255220	MALERA HEALTH CENTRE III	Health Center III	504606	Government	o/w PHC -NWR (Results-based)	24,248,980
817	Bukedea District	273113	kocheke HC III	Health Center III	0	Government	o/w PHC -NWR (Government)	25,436,320
817	Bukedea District	273113	kocheke HC III	Health Center III	0	Government	o/w PHC -NWR (Results-based)	22,863,285
817	Bukedea District	255217	TAJAR HEALTH CENTRE II	Health Center III	504609	Government	o/w PHC -NWR (Government)	25,436,320

Vote Code	Local Government	Cost Centre ID	Cost Centre Name	Cost Centre Type	Supplier Number	Ownership	Grant Title	2023/24 Approved Budget
817	Bukedea District	255217	TAJAR HEALTH CENTRE II	Health Center III	504609	Government	o/w PHC -NWR (Results-based)	9,699,561
817	Bukedea District	255215	KACHUMBALA HEALTH CENTRE III	Health Center III	504607	Government	o/w PHC -NWR (Government)	25,436,320
817	Bukedea District	255215	KACHUMBALA HEALTH CENTRE III	Health Center III	504607	Government	o/w PHC -NWR (Results-based)	32,693,599
817	Bukedea District	255214	KACHUMBALA MISSION DISPENSARY	Health Center II	504610	UCMB	o/w PHC -NWR (PNFP)	11,413,111
817	Bukedea District	255210	ST MARTHA MATERNITY HOME HC II	Health Center II	504611	PNFP	o/w PHC -NWR (PNFP)	15,086,693
817	Bukedea District	274003	Nalugai HC II	Health Center II	0	Government	o/w PHC -NWR (Government)	12,718,160
817 Total								674,768,216
818	Bukomansimbi District	255641	KITAASA HCIII	Health Center III	504618	UCMB	o/w PHC -NWR (PNFP)	7,962,217
818	Bukomansimbi District	255641	KITAASA HCIII	Health Center III	504618	UCMB	o/w PHC -NWR (Results-based)	6,699,734
818	Bukomansimbi District	255646	KITANDA HCIII	Health Center III	504614	Government	o/w PHC -NWR (Government)	18,821,510
818	Bukomansimbi District	255646	KITANDA HCIII	Health Center III	504614	Government	o/w PHC -NWR (Results-based)	8,231,878
818	Bukomansimbi District	255645	MAKUKUULU HEALTH CENTRE PHC	Health Center III	506590	UCMB	o/w PHC -NWR (PNFP)	7,962,217
818	Bukomansimbi District	255645	MAKUKUULU HEALTH CENTRE PHC	Health Center III	506590	UCMB	o/w PHC -NWR (Results-based)	7,069,698
818	Bukomansimbi District	255637	KIGANGAZZI HCII	Health Center II	506587	Government	o/w PHC -NWR (Government)	9,410,755
818	Bukomansimbi District	255638	BIGASA HCIII	Health Center III	506586	Government	o/w PHC -NWR (Government)	18,821,510
818	Bukomansimbi District	255638	BIGASA HCIII	Health Center III	506586	Government	o/w PHC -NWR (Results-based)	10,655,478
818	Bukomansimbi District	256335	KAWOKO HCIII	Health Center III	504620	UMMB	o/w PHC -NWR (PNFP)	7,962,217
818	Bukomansimbi District	256335	KAWOKO HCIII	Health Center III	504620	UMMB	o/w PHC -NWR (Results-based)	3,023,822
818	Bukomansimbi District	255639	LUYITAYITA HCIII	Health Center III	504621	UPMB	o/w PHC -NWR (PNFP)	7,962,217
818	Bukomansimbi District	255639	LUYITAYITA HCIII	Health Center III	504621	UPMB	o/w PHC -NWR (Results-based)	5,303,635

Vote Code	Local Government	Cost Centre ID	Cost Centre Name	Cost Centre Type	Supplier Number	Ownership	Grant Title	2023/24 Approved Budget
818	Bukomansimbi District	256336	BUTENGA HCIV	Health Center IV	504613	Government	o/w PHC -NWR (Government)	94,107,548
818	Bukomansimbi District	256336	BUTENGA HCIV	Health Center IV	504613	Government	o/w PHC -NWR (Results-based)	38,728,828
818	Bukomansimbi District	255640	KABIGI HCIII	Health Center III	506589	UMMB	o/w PHC -NWR (PNFP)	7,962,217
818	Bukomansimbi District	255640	KABIGI HCIII	Health Center III	506589	UMMB	o/w PHC -NWR (Results-based)	3,309,698
818	Bukomansimbi District	255644	BUYOGA HEALTH CENTRE PHC	Health Center III	506588	UCMB	o/w PHC -NWR (PNFP)	7,962,217
818	Bukomansimbi District	255644	BUYOGA HEALTH CENTRE PHC	Health Center III	506588	UCMB	o/w PHC -NWR (Results-based)	7,312,146
818	Bukomansimbi District	255642	KAGOGGO HCII	Health Center II	504616	Government	o/w PHC -NWR (Government)	9,410,755
818	Bukomansimbi District	256337	MIRAMBI HCIII	Health Center III	504615	Government	o/w PHC -NWR (Government)	18,821,510
818	Bukomansimbi District	256337	MIRAMBI HCIII	Health Center III	504615	Government	o/w PHC -NWR (Results-based)	7,949,858
818	Bukomansimbi District	255643	KISOJJO HCII	Health Center II	504617	Government	o/w PHC -NWR (Government)	9,410,755
818 Total								324,862,420
819	Bukwo District	254984	KAPKOROS HEALTH CENTRE III	Health Center III	504323	Government	o/w PHC -NWR (Government)	13,646,194
819	Bukwo District	254984	KAPKOROS HEALTH CENTRE III	Health Center III	504323	Government	o/w PHC -NWR (Results-based)	3,953,864
819	Bukwo District	254983	KAPKOLOSWO HEALTH CENTRE III	Health Center III	504332	Government	o/w PHC -NWR (Government)	13,646,194
819	Bukwo District	254983	KAPKOLOSWO HEALTH CENTRE III	Health Center III	504332	Government	o/w PHC -NWR (Results-based)	13,135,791
819	Bukwo District	272527	KAPNANDI HC II	Health Center II	0	Government	o/w PHC -NWR (Government)	6,823,097
819	Bukwo District	254977	CHEPKWASTA HEALTH CENTRE II	Health Center III	506664	Government	o/w PHC -NWR (Government)	13,646,194
819	Bukwo District	254977	CHEPKWASTA HEALTH CENTRE II	Health Center III	506664	Government	o/w PHC -NWR (Results-based)	10,095,031
819	Bukwo District	272528	KAPSEKEK	Health Center II	0	Government	o/w PHC -NWR (Government)	6,823,097
819	Bukwo District	256275	BUKWO GENERAL HOSPITAL	Health Center IV	504334	Government	o/w PHC -NWR (Government)	68,230,968

Vote Code	Local Government	Cost Centre ID	Cost Centre Name	Cost Centre Type	Supplier Number	Ownership	Grant Title	2023/24 Approved Budget
819	Bukwo District	256275	BUKWO GENERAL HOSPITAL	Health Center IV	504334	Government	o/w PHC -NWR (Results-based)	24,833,578
819	Bukwo District	256276	BUKWO HEALTH CENTRE	Health Center IV	504335	UCMB	o/w PHC -NWR (PNFP)	23,134,348
819	Bukwo District	256276	BUKWO HEALTH CENTRE	Health Center IV	504335	UCMB	o/w PHC -NWR (Results-based)	12,492,975
819	Bukwo District	254988	KWIRWOT HEALTH CENTRE II	Health Center III	504329	Government	o/w PHC -NWR (Government)	13,646,194
819	Bukwo District	254988	KWIRWOT HEALTH CENTRE II	Health Center III	504329	Government	o/w PHC -NWR (Results-based)	7,016,880
819	Bukwo District	254976	AMANANG HEALTH CENTRE II	Health Center III	504322	Government	o/w PHC -NWR (Government)	13,646,194
819	Bukwo District	254976	AMANANG HEALTH CENTRE II	Health Center III	504322	Government	o/w PHC -NWR (Results-based)	4,088,896
819	Bukwo District	254978	KAPSARUR HEALTH CENTRE II	Health Center II	504325	Government	o/w PHC -NWR (Government)	6,823,097
819	Bukwo District	254987	BRIM HEALTH CENTRE II	Health Center III	504324	Government	o/w PHC -NWR (Government)	13,646,194
819	Bukwo District	254987	BRIM HEALTH CENTRE II	Health Center III	504324	Government	o/w PHC -NWR (Results-based)	5,329,189
819	Bukwo District	272481	RIWO HC III	Health Center III	0	Government	o/w PHC -NWR (Government)	13,646,194
819	Bukwo District	272481	RIWO HC III	Health Center III	0	Government	o/w PHC -NWR (Results-based)	18,990,740
819	Bukwo District	254979	CHESOWER HEALTH CENTRE III	Health Center III	504333	Government	o/w PHC -NWR (Government)	13,646,194
819	Bukwo District	254979	CHESOWER HEALTH CENTRE III	Health Center III	504333	Government	o/w PHC -NWR (Results-based)	14,011,697
819	Bukwo District	272546	SIIT HC II	Health Center II	0	Government	o/w PHC -NWR (Government)	6,823,097
819	Bukwo District	254980	MUTUSHET HEALTH CENTRE II	Health Center III	504326	Government	o/w PHC -NWR (Government)	13,646,194
819	Bukwo District	254980	MUTUSHET HEALTH CENTRE II	Health Center III	504326	Government	o/w PHC -NWR (Results-based)	5,877,206
819	Bukwo District	254985	CHESIMAT HEALTH CENTRE II	Health Center II	504330	Government	o/w PHC -NWR (Government)	6,823,097
819	Bukwo District	272545	KAPSES HC II	Health Center II	0	Government	o/w PHC -NWR (Government)	6,823,097
819	Bukwo District	254986	KORTEK HEALTH CENTRE III	Health Center III	506665	Government	o/w PHC -NWR (Government)	13,646,194

Vote Code	Local Government	Cost Centre ID	Cost Centre Name	Cost Centre Type	Supplier Number	Ownership	Grant Title	2023/24 Approved Budget
819	Bukwo District	254986	KORTEK HEALTH CENTRE III	Health Center III	506665	Government	o/w PHC -NWR (Results-based)	7,199,246
819	Bukwo District	254989	TULEL HEALTH CENTRE III	Health Center III	504328	Government	o/w PHC -NWR (Government)	13,646,194
819	Bukwo District	254989	TULEL HEALTH CENTRE III	Health Center III	504328	Government	o/w PHC -NWR (Results-based)	3,434,134
819	Bukwo District	254982	ARALAM HEALTH CENTRE III	Health Center III	504331	Government	o/w PHC -NWR (Government)	13,646,194
819	Bukwo District	254982	ARALAM HEALTH CENTRE III	Health Center III	504331	Government	o/w PHC -NWR (Results-based)	2,316,197
819	Bukwo District	254981	KAMET HEALTH CENTRE II	Health Center II	504327	Government	o/w PHC -NWR (Government)	6,823,097
819 Total								435,656,739
820	Bulambuli District	255417	BUMUGIBOLE HC III	Health Center III	0	Government	o/w PHC -NWR (Government)	16,241,614
820	Bulambuli District	255417	BUMUGIBOLE HC III	Health Center III	0	Government	o/w PHC -NWR (Results-based)	8,929,982
820	Bulambuli District	255414	Bwikhonge HC II	Health Center III	506568	Government	o/w PHC -NWR (Government)	16,241,614
820	Bulambuli District	255414	Bwikhonge HC II	Health Center III	506568	Government	o/w PHC -NWR (Results-based)	5,726,866
820	Bulambuli District	256316	Muyembe HC IV	Health Center IV	506561	Government	o/w PHC -NWR (Government)	81,208,069
820	Bulambuli District	256316	Muyembe HC IV	Health Center IV	506561	Government	o/w PHC -NWR (Results-based)	50,176,694
820	Bulambuli District	255405	Bukhalu HC III	Health Center III	506564	Government	o/w PHC -NWR (Government)	16,241,614
820	Bulambuli District	255405	Bukhalu HC III	Health Center III	506564	Government	o/w PHC -NWR (Results-based)	14,337,006
820	Bulambuli District	255410	Buluganya HCIII	Health Center III	506563	Government	o/w PHC -NWR (Government)	16,241,614
820	Bulambuli District	255410	Buluganya HCIII	Health Center III	506563	Government	o/w PHC -NWR (Results-based)	11,284,108
820	Bulambuli District	255406	BUMAGENI HC II	Health Center II	506573	Government	o/w PHC -NWR (Government)	8,120,807
820	Bulambuli District	255412	Bumasobo HC III	Health Center III	506562	Government	o/w PHC -NWR (Government)	16,241,614
820	Bulambuli District	255412	Bumasobo HC III	Health Center III	506562	Government	o/w PHC -NWR (Results-based)	7,937,060

Vote Code	Local Government	Cost Centre ID	Cost Centre Name	Cost Centre Type	Supplier Number	Ownership	Grant Title	2023/24 Approved Budget
820	Bulambuli District	256897	Wakhanyunyi HCII	Health Center II	506569	Government	o/w PHC -NWR (Government)	8,120,807
820	Bulambuli District	255399	Atali HCII	Health Center II	506567	Government	o/w PHC -NWR (Government)	8,120,807
820	Bulambuli District	255418	BUMUGUSHA HC II	Health Center III	506572	Government	o/w PHC -NWR (Government)	16,241,614
820	Bulambuli District	255418	BUMUGUSHA HC II	Health Center III	506572	Government	o/w PHC -NWR (Results-based)	21,432,492
820	Bulambuli District	273112	Bunambutye resettlement HC III	Health Center III	859628	Government	o/w PHC -NWR (Government)	16,241,614
820	Bulambuli District	273112	Bunambutye resettlement HC III	Health Center III	859628	Government	o/w PHC -NWR (Results-based)	6,869,072
820	Bulambuli District	255402	Bunangaka	Health Center III	0	Government	o/w PHC -NWR (Government)	16,241,614
820	Bulambuli District	255402	Bunangaka	Health Center III	0	Government	o/w PHC -NWR (Results-based)	5,693,755
820	Bulambuli District	255409	Bulaago HCII	Health Center III	507218	Government	o/w PHC -NWR (Government)	16,241,614
820	Bulambuli District	255409	Bulaago HCII	Health Center III	507218	Government	o/w PHC -NWR (Results-based)	8,140,880
820	Bulambuli District	272529	NABIWUTULU HC II	Health Center II	0	Government	o/w PHC -NWR (Government)	8,120,807
820	Bulambuli District	255400	BUKIBOLOGOTO	Health Center III	0	Government	o/w PHC -NWR (Government)	16,241,614
820	Bulambuli District	255400	BUKIBOLOGOTO	Health Center III	0	Government	o/w PHC -NWR (Results-based)	4,869,807
820	Bulambuli District	256898	BUMWAMBU HC III	Health Center III	506574	Government	o/w PHC -NWR (Government)	16,241,614
820	Bulambuli District	256898	BUMWAMBU HC III	Health Center III	506574	Government	o/w PHC -NWR (Results-based)	17,949,612
820	Bulambuli District	255403	Gombe	Health Center II	0	Government	o/w PHC -NWR (Government)	8,120,807
820	Bulambuli District	255411	BUGUDOI	Health Center II	506571	Government	o/w PHC -NWR (Government)	8,120,807
820	Bulambuli District	255413	Bunambutye HC III	Health Center III	506565	Government	o/w PHC -NWR (Government)	16,241,614
820	Bulambuli District	255413	Bunambutye HC III	Health Center III	506565	Government	o/w PHC -NWR (Results-based)	11,836,096
820	Bulambuli District	255416	GAMATIMBEI HC III	Health Center III	507220	Government	o/w PHC -NWR (Government)	16,241,614

Vote Code	Local Government	Cost Centre ID	Cost Centre Name	Cost Centre Type	Supplier Number	Ownership	Grant Title	2023/24 Approved Budget
820	Bulambuli District	255416	GAMATIMBEI HC III	Health Center III	507220	Government	o/w PHC -NWR (Results-based)	19,464,104
820	Bulambuli District	255401	Bulegeni T/C	Health Center III	0	Government	o/w PHC -NWR (Government)	16,241,614
820	Bulambuli District	255401	Bulegeni T/C	Health Center III	0	Government	o/w PHC -NWR (Results-based)	8,755,115
820	Bulambuli District	255404	Buginyanya HC III	Health Center III	506566	Government	o/w PHC -NWR (Government)	16,241,614
820	Bulambuli District	255404	Buginyanya HC III	Health Center III	506566	Government	o/w PHC -NWR (Results-based)	14,131,200
820	Bulambuli District	255408	BUYAGA HEALTH CENTRE	Health Center III	507219	Government	o/w PHC -NWR (Government)	16,241,614
820	Bulambuli District	255408	BUYAGA HEALTH CENTRE	Health Center III	507219	Government	o/w PHC -NWR (Results-based)	15,383,099
820	Bulambuli District	255415	Masira HC III	Health Center III	507217	Government	o/w PHC -NWR (Government)	16,241,614
820	Bulambuli District	255415	Masira HC III	Health Center III	507217	Government	o/w PHC -NWR (Results-based)	13,969,674
820	Bulambuli District	255419	TUNYI DISPENSARY	Health Center II	506570	UCMB	o/w PHC -NWR (PNFP)	28,107,846
820 Total								681,034,813
821	Buliisa District	256295	BULIISA HEALTH CENTRE IV	Health Center IV	506884	Government	o/w PHC -NWR (Government)	99,809,007
821	Buliisa District	256295	BULIISA HEALTH CENTRE IV	Health Center IV	506884	Government	o/w PHC -NWR (Results-based)	22,107,968
821	Buliisa District	255190	BUTIABA HEALTH CENTRE II	Health Center III	506885	Government	o/w PHC -NWR (Government)	19,961,801
821	Buliisa District	255190	BUTIABA HEALTH CENTRE II	Health Center III	506885	Government	o/w PHC -NWR (Results-based)	10,504,317
821	Buliisa District	255189	BUGOIGO HEALTH CENTRE II	Health Center II	505859	Government	o/w PHC -NWR (Government)	9,980,901
821	Buliisa District	273989	BUGANA HC III	Health Center III	1006831	Government	o/w PHC -NWR (Government)	19,961,801
821	Buliisa District	273989	BUGANA HC III	Health Center III	1006831	Government	o/w PHC -NWR (Results-based)	19,538,905
821	Buliisa District	256294	BULIISA GENERAL HOSPITAL	Hospital	505857	Government	o/w PHC Hospital -NWR (Government)	346,745,113
821	Buliisa District	255193	AVOGERA HEALTH CENTRE II	Health Center III	505860	Government	o/w PHC -NWR (Government)	19,961,801

Vote Code	Local Government	Cost Centre ID	Cost Centre Name	Cost Centre Type	Supplier Number	Ownership	Grant Title	2023/24 Approved Budget
821	Buliisa District	255193	AVOGERA HEALTH CENTRE II	Health Center III	505860	Government	o/w PHC -NWR (Results-based)	15,875,975
821	Buliisa District	255188	BIISO HEALTH CENTRE IV	Health Center IV	505861	Government	o/w PHC -NWR (Government)	99,809,007
821	Buliisa District	255188	BIISO HEALTH CENTRE IV	Health Center IV	505861	Government	o/w PHC -NWR (Results-based)	24,693,645
821	Buliisa District	255192	KIHUNGYA HEALTHH CENTRE II	Health Center II	505862	Government	o/w PHC -NWR (Government)	9,980,901
821	Buliisa District	255191	KIGWERA HEALTH CENTRE II	Health Center III	505863	Government	o/w PHC -NWR (Government)	19,961,801
821	Buliisa District	255191	KIGWERA HEALTH CENTRE II	Health Center III	505863	Government	o/w PHC -NWR (Results-based)	10,598,353
821 Total								749,491,297
822	Bundibugyo District	256904	BUSARU INTEGRATED HEALTH UNIT	Health Center IV	506678	UCMB	o/w PHC -NWR (PNFP)	26,977,829
822	Bundibugyo District	256904	BUSARU INTEGRATED HEALTH UNIT	Health Center IV	506678	UCMB	o/w PHC -NWR (Results-based)	32,422,831
822	Bundibugyo District	252845	KAKUKA HCIII	Health Center III	504366	Government	o/w PHC -NWR (Government)	22,384,512
822	Bundibugyo District	252845	KAKUKA HCIII	Health Center III	504366	Government	o/w PHC -NWR (Results-based)	23,961,044
822	Bundibugyo District	256085	KIKYO HCIV	Health Center IV	506675	Government	o/w PHC -NWR (Government)	111,922,562
822	Bundibugyo District	256085	KIKYO HCIV	Health Center IV	506675	Government	o/w PHC -NWR (Results-based)	27,255,883
822	Bundibugyo District	256922	MANTOROBA HCII	Health Center III	548073	UPMB	o/w PHC -NWR (PNFP)	12,674,461
822	Bundibugyo District	256922	MANTOROBA HCII	Health Center III	548073	UPMB	o/w PHC -NWR (Results-based)	5,873,904
822	Bundibugyo District	252834	NTANDI HCIII	Health Center III	506676	Government	o/w PHC -NWR (Government)	22,384,512
822	Bundibugyo District	252834	NTANDI HCIII	Health Center III	506676	Government	o/w PHC -NWR (Results-based)	12,919,012
822	Bundibugyo District	252838	BUNDINGOMA HCII	Health Center II	504361	Government	o/w PHC -NWR (Government)	11,192,256
822	Bundibugyo District	252835	BURONDO HCII	Health Center III	504370	Government	o/w PHC -NWR (Government)	22,384,512
822	Bundibugyo District	252835	BURONDO HCII	Health Center III	504370	Government	o/w PHC -NWR (Results-based)	12,234,125

Vote Code	Local Government	Cost Centre ID	Cost Centre Name	Cost Centre Type	Supplier Number	Ownership	Grant Title	2023/24 Approved Budget
822	Bundibugyo District	252831	BUPOMBOLI HCII	Health Center III	504372	Government	o/w PHC -NWR (Government)	22,384,512
822	Bundibugyo District	252831	BUPOMBOLI HCII	Health Center III	504372	Government	o/w PHC -NWR (Results-based)	9,811,282
822	Bundibugyo District	252842	BUTAMA HCIII	Health Center III	504368	Government	o/w PHC -NWR (Government)	22,384,512
822	Bundibugyo District	252842	BUTAMA HCIII	Health Center III	504368	Government	o/w PHC -NWR (Results-based)	14,265,458
822	Bundibugyo District	252832	KASULENGE HCII	Health Center II	504369	Government	o/w PHC -NWR (Government)	11,192,256
822	Bundibugyo District	272526	TOMBWE HC III	Health Center III	889224	Government	o/w PHC -NWR (Government)	22,384,512
822	Bundibugyo District	272526	TOMBWE HC III	Health Center III	889224	Government	o/w PHC -NWR (Results-based)	3,798,072
822	Bundibugyo District	252837	BUNDIMULANGYA HCII	Health Center III	504364	Government	o/w PHC -NWR (Government)	22,384,512
822	Bundibugyo District	252837	BUNDIMULANGYA HCII	Health Center III	504364	Government	o/w PHC -NWR (Results-based)	8,825,149
822	Bundibugyo District	252830	KAYENJE HCII	Health Center II	504362	Government	o/w PHC -NWR (Government)	11,192,256
822	Bundibugyo District	252843	NGAMBA HCII	Health Center II	506677	Government	o/w PHC -NWR (Government)	11,192,256
822	Bundibugyo District	252839	BUSORU HCII	Health Center II	504363	Government	o/w PHC -NWR (Government)	11,192,256
822	Bundibugyo District	256086	BUNDIBUGYO HOSPITAL	Hospital	504373	Government	o/w PHC Hospital -NWR (Government)	448,227,449
822	Bundibugyo District	252833	EBENEZER SDA MEDICAL CENTRE	Health Center III	544223	UPMB	o/w PHC -NWR (PNFP)	13,488,915
822	Bundibugyo District	252833	EBENEZER SDA MEDICAL CENTRE	Health Center III	544223	UPMB	o/w PHC -NWR (Results-based)	13,614,820
822	Bundibugyo District	252841	MIRAMBI HCII	Health Center III	506673	Government	o/w PHC -NWR (Government)	22,384,512
822	Bundibugyo District	252841	MIRAMBI HCII	Health Center III	506673	Government	o/w PHC -NWR (Results-based)	6,240,093
822	Bundibugyo District	252829	BULYAMBWA HCII	Health Center II	504365	Government	o/w PHC -NWR (Government)	11,192,256
822	Bundibugyo District	252836	KYONDO HCII	Health Center II	504371	Government	o/w PHC -NWR (Government)	11,192,256
822	Bundibugyo District	256084	NYAHUKA HCIV	Health Center IV	504357	Government	o/w PHC -NWR (Government)	111,922,562

Vote Code	Local Government	Cost Centre ID	Cost Centre Name	Cost Centre Type	Supplier Number	Ownership	Grant Title	2023/24 Approved Budget
822	Bundibugyo District	256084	NYAHUKA HCIV	Health Center IV	504357	Government	o/w PHC -NWR (Results-based)	58,610,012
822	Bundibugyo District	252827	BUHANDA HCII	Health Center II	506674	Government	o/w PHC -NWR (Government)	11,192,256
822	Bundibugyo District	252826	BUBUKWANGA HCIII	Health Center III	504358	Government	o/w PHC -NWR (Government)	22,384,512
822	Bundibugyo District	252826	BUBUKWANGA HCIII	Health Center III	504358	Government	o/w PHC -NWR (Results-based)	19,913,512
822	Bundibugyo District	252828	BUKANGAMA HCIII	Health Center III	504367	Government	o/w PHC -NWR (Government)	22,384,512
822	Bundibugyo District	252828	BUKANGAMA HCIII	Health Center III	504367	Government	o/w PHC -NWR (Results-based)	10,015,624
822	Bundibugyo District	252825	BUSUNGA HCII	Health Center II	504360	Government	o/w PHC -NWR (Government)	11,192,256
822	Bundibugyo District	252840	KISUBBA HCIII	Health Center III	504359	Government	o/w PHC -NWR (Government)	22,384,512
822	Bundibugyo District	252840	KISUBBA HCIII	Health Center III	504359	Government	o/w PHC -NWR (Results-based)	13,348,072
822 Total								1,345,282,612
823	Bunyangabu District	272531	BUHEESI HC II	Health Center II	862492	Government	o/w PHC -NWR (Government)	7,442,382
823	Bunyangabu District	253228	KABONERO HC III	Health Center III	505106	Government	o/w PHC -NWR (Government)	14,884,764
823	Bunyangabu District	253228	KABONERO HC III	Health Center III	505106	Government	o/w PHC -NWR (Results-based)	9,199,416
823	Bunyangabu District	253246	KAHONDO HC II	Health Center II	548317	Government	o/w PHC -NWR (Government)	7,442,382
823	Bunyangabu District	253238	KASUNGANYANYA HC III	Health Center III	507115	Government	o/w PHC -NWR (Government)	14,884,764
823	Bunyangabu District	253238	KASUNGANYANYA HC III	Health Center III	507115	Government	o/w PHC -NWR (Results-based)	14,444,651
823	Bunyangabu District	253210	KATEEBWA MONUMENT SIT HC II	Health Center II	505112	Government	o/w PHC -NWR (Government)	7,442,382
823	Bunyangabu District	253234	KIBAATE HC III	Health Center III	505111	Government	o/w PHC -NWR (Government)	14,884,764
823	Bunyangabu District	253234	KIBAATE HC III	Health Center III	505111	Government	o/w PHC -NWR (Results-based)	5,486,023
823	Bunyangabu District	253235	Mitandi Health Centre III	Health Center III	505094	UPMB	o/w PHC -NWR (PNFP)	11,725,013

Vote Code	Local Government	Cost Centre ID	Cost Centre Name	Cost Centre Type	Supplier Number	Ownership	Grant Title	2023/24 Approved Budget
823	Bunyangabu District	253235	Mitandi Health Centre III	Health Center III	505094	UPMB	o/w PHC -NWR (Results-based)	12,035,428
823	Bunyangabu District	253239	MUJUNJU HC II	Health Center II	505108	Government	o/w PHC -NWR (Government)	7,442,382
823	Bunyangabu District	253255	RWIMI HC III	Health Center III	505114	Government	o/w PHC -NWR (Government)	14,884,764
823	Bunyangabu District	253255	RWIMI HC III	Health Center III	505114	Government	o/w PHC -NWR (Results-based)	20,045,630
823	Bunyangabu District	253243	RUBONA HC II	Health Center III	505110	Government	o/w PHC -NWR (Government)	14,884,764
823	Bunyangabu District	253243	RUBONA HC II	Health Center III	505110	Government	o/w PHC -NWR (Results-based)	3,914,164
823	Bunyangabu District	256119	KIBIITO HC IV	Health Center IV	505107	Government	o/w PHC -NWR (Government)	74,423,820
823	Bunyangabu District	256119	KIBIITO HC IV	Health Center IV	505107	Government	o/w PHC -NWR (Results-based)	49,003,054
823	Bunyangabu District	253240	Yerya Health Center	Health Center III	862486	UCMB	o/w PHC -NWR (PNFP)	11,725,013
823	Bunyangabu District	253240	Yerya Health Center	Health Center III	862486	UCMB	o/w PHC -NWR (Results-based)	16,691,771
823	Bunyangabu District	253213	KABAHANGO HC II	Health Center III	507114	Government	o/w PHC -NWR (Government)	14,884,764
823	Bunyangabu District	253213	KABAHANGO HC II	Health Center III	507114	Government	o/w PHC -NWR (Results-based)	8,513,348
823	Bunyangabu District	272530	KIBOOTA HC III	Health Center III	862491	Government	o/w PHC -NWR (Government)	14,884,764
823	Bunyangabu District	272530	KIBOOTA HC III	Health Center III	862491	Government	o/w PHC -NWR (Results-based)	2,854,507
823	Bunyangabu District	253214	KIYOMBYA HC III	Health Center III	505104	Government	o/w PHC -NWR (Government)	14,884,764
823	Bunyangabu District	253214	KIYOMBYA HC III	Health Center III	505104	Government	o/w PHC -NWR (Results-based)	13,010,314
823	Bunyangabu District	256851	NYAMISEKE HC II	Health Center II	505129	Government	o/w PHC -NWR (Government)	7,442,382
823	Bunyangabu District	253244	KICUUCU HC II	Health Center II	507116	Government	o/w PHC -NWR (Government)	7,442,382
823	Bunyangabu District	253245	KISOMORO HC III	Health Center III	505109	Government	o/w PHC -NWR (Government)	14,884,764
823	Bunyangabu District	253245	KISOMORO HC III	Health Center III	505109	Government	o/w PHC -NWR (Results-based)	25,007,623

Vote Code	Local Government	Cost Centre ID	Cost Centre Name	Cost Centre Type	Supplier Number	Ownership	Grant Title	2023/24 Approved Budget
823	Bunyangabu District	253237	RWAGIMBA HC III	Health Center III	505105	Government	o/w PHC -NWR (Government)	14,884,764
823	Bunyangabu District	253237	RWAGIMBA HC III	Health Center III	505105	Government	o/w PHC -NWR (Results-based)	21,134,513
823	Bunyangabu District	253253	KAKINGA HC III	Health Center III	505113	Government	o/w PHC -NWR (Government)	14,884,764
823	Bunyangabu District	253253	KAKINGA HC III	Health Center III	505113	Government	o/w PHC -NWR (Results-based)	13,479,790
823 Total								521,080,771
824	Bushenyi District	252852	Bitooma Health Centre III	Health Center III	504125	UCMB	o/w PHC -NWR (PNFP)	9,616,569
824	Bushenyi District	252852	Bitooma Health Centre III	Health Center III	504125	UCMB	o/w PHC -NWR (Results-based)	10,500,481
824	Bushenyi District	252857	Bushenyi UMSC Kakanju	Health Center II	9512	UMMB	o/w PHC -NWR (PNFP)	4,808,284
824	Bushenyi District	256090	Comboni Delegated Hospital	Hospital	504124	UCMB	o/w PHC Hospital -NWR (PNFP)	178,573,235
824	Bushenyi District	256805	Ishaka Hospital	Hospital	9499	UPMB	o/w PHC Hospital -NWR (PNFP)	267,859,852
824	Bushenyi District	252858	Kakanju SC Health Services	Health Center III	504105	Government	o/w PHC -NWR (Government)	11,953,336
824	Bushenyi District	252858	Kakanju SC Health Services	Health Center III	504105	Government	o/w PHC -NWR (Results-based)	17,334,325
824	Bushenyi District	272843	Kashambya HCIII	Health Center III	862190	Government	o/w PHC -NWR (Government)	11,953,336
824	Bushenyi District	272843	Kashambya HCIII	Health Center III	862190	Government	o/w PHC -NWR (Results-based)	4,310,392
824	Bushenyi District	252871	Kashogashoga HC II	Health Center II	506751	Government	o/w PHC -NWR (Government)	5,976,668
824	Bushenyi District	252864	Kyamuhunga Sub county Health S	Health Center III	504107	Government	o/w PHC -NWR (Government)	11,953,336
824	Bushenyi District	252864	Kyamuhunga Sub county Health S	Health Center III	504107	Government	o/w PHC -NWR (Results-based)	16,180,679
824	Bushenyi District	252859	Nombe Health Centre Two	Health Center II	504112	Government	o/w PHC -NWR (Government)	5,976,668
824	Bushenyi District	252861	Rushinya Health CentreTwo	Health Center II	504111	Government	o/w PHC -NWR (Government)	5,976,668
824	Bushenyi District	252869	Rutooma HC II	Health Center II	504119	Government	o/w PHC -NWR (Government)	5,976,668

Vote Code	Local Government	Cost Centre ID	Cost Centre Name	Cost Centre Type	Supplier Number	Ownership	Grant Title	2023/24 Approved Budget
824	Bushenyi District	252865	Swazi HC II	Health Center II	504116	Government	o/w PHC -NWR (Government)	5,976,668
824	Bushenyi District	252866	Buyanja HC II	Health Center II	504117	Government	o/w PHC -NWR (Government)	5,976,668
824	Bushenyi District	252867	Bwera Health Centre Two	Health Center II	504120	Government	o/w PHC -NWR (Government)	5,976,668
824	Bushenyi District	252868	Kyeizooba SC Health Services	Health Center III	506749	Government	o/w PHC -NWR (Government)	11,953,336
824	Bushenyi District	252868	Kyeizooba SC Health Services	Health Center III	506749	Government	o/w PHC -NWR (Results-based)	16,141,942
824	Bushenyi District	252849	Nyamiyaga Health Centre II	Health Center II	504118	Government	o/w PHC -NWR (Government)	5,976,668
824	Bushenyi District	252863	Kibazi HC II	Health Center III	504115	Government	o/w PHC -NWR (Government)	11,953,336
824	Bushenyi District	252863	Kibazi HC II	Health Center III	504115	Government	o/w PHC -NWR (Results-based)	3,796,959
824	Bushenyi District	256810	Health Centre IV	Health Center IV	504109	Government	o/w PHC -NWR (Government)	59,766,679
824	Bushenyi District	256810	Health Centre IV	Health Center IV	504109	Government	o/w PHC -NWR (Results-based)	71,797,942
824	Bushenyi District	252853	Bumaire Sub county Health Ser	Health Center III	504104	Government	o/w PHC -NWR (Government)	11,953,336
824	Bushenyi District	252853	Bumaire Sub county Health Ser	Health Center III	504104	Government	o/w PHC -NWR (Results-based)	14,031,709
824	Bushenyi District	252855	Kainamo Health Centre II	Health Center II	504113	Government	o/w PHC -NWR (Government)	5,976,668
824	Bushenyi District	252854	Numba Health Centre Two	Health Center II	504114	Government	o/w PHC -NWR (Government)	5,976,668
824	Bushenyi District	252875	Burungira Health Centre III	Health Center II	9509	UCMB	o/w PHC -NWR (PNFP)	4,808,284
824	Bushenyi District	252874	Ruhumuro SC Health Services	Health Center III	504106	Government	o/w PHC -NWR (Government)	11,953,336
824	Bushenyi District	252874	Ruhumuro SC Health Services	Health Center III	504106	Government	o/w PHC -NWR (Results-based)	13,611,947
824	Bushenyi District	252856	Ibaare SC Health Services	Health Center III	506750	Government	o/w PHC -NWR (Government)	11,953,336
824	Bushenyi District	252856	Ibaare SC Health Services	Health Center III	506750	Government	o/w PHC -NWR (Results-based)	12,387,537
824	Bushenyi District	252862	Kajunju HC II	Health Center II	504110	Government	o/w PHC -NWR (Government)	5,976,668

Vote Code	Local Government	Cost Centre ID	Cost Centre Name	Cost Centre Type	Supplier Number	Ownership	Grant Title	2023/24 Approved Budget
824	Bushenyi District	252872	Kashozi Health Centre Two	Health Center II	504122	Government	o/w PHC -NWR (Government)	5,976,668
824	Bushenyi District	252870	Nyabubare SC Health Services	Health Center III	504108	Government	o/w PHC -NWR (Government)	11,953,336
824	Bushenyi District	252870	Nyabubare SC Health Services	Health Center III	504108	Government	o/w PHC -NWR (Results-based)	17,262,400
824	Bushenyi District	252873	Nyarugote Health Centre Two	Health Center II	504121	Government	o/w PHC -NWR (Government)	5,976,668
824 Total								908,065,922
825	Busia District	252897	AMONIKAKINEI HEALTH CENTRE II	Health Center II	504631	Government	o/w PHC -NWR (Government)	11,084,511
825	Busia District	252879	BUTEBA HEALTH CENTRE III	Health Center III	504630	Government	o/w PHC -NWR (Government)	22,169,022
825	Busia District	252879	BUTEBA HEALTH CENTRE III	Health Center III	504630	Government	o/w PHC -NWR (Results-based)	20,269,775
825	Busia District	252892	BUWEMBE HEALTH CENTRE II	Health Center III	504634	Government	o/w PHC -NWR (Government)	22,169,022
825	Busia District	252892	BUWEMBE HEALTH CENTRE II	Health Center III	504634	Government	o/w PHC -NWR (Results-based)	27,567,630
825	Busia District	252899	MAWERO HEALTH CENTRE II	Health Center II	506594	Government	o/w PHC -NWR (Government)	11,084,511
825	Busia District	252900	NAMASYOLO HEALTH CENTRE II	Health Center II	504633	Government	o/w PHC -NWR (Government)	11,084,511
825	Busia District	252906	SIKUDA HEALTH CENTRE II	Health Center III	504635	Government	o/w PHC -NWR (Government)	22,169,022
825	Busia District	252906	SIKUDA HEALTH CENTRE II	Health Center III	504635	Government	o/w PHC -NWR (Results-based)	14,629,920
825	Busia District	252907	TIIRA HEALTH CENTRE II	Health Center II	504636	Government	o/w PHC -NWR (Government)	11,084,511
825	Busia District	252905	BUMUNJI HEALTH CENTRE II	Health Center III	504638	Government	o/w PHC -NWR (Government)	22,169,022
825	Busia District	252905	BUMUNJI HEALTH CENTRE II	Health Center III	504638	Government	o/w PHC -NWR (Results-based)	14,230,198
825	Busia District	252878	BUHEHE HEALTH CENTRE III	Health Center III	504626	Government	o/w PHC -NWR (Government)	22,169,022
825	Busia District	252878	BUHEHE HEALTH CENTRE III	Health Center III	504626	Government	o/w PHC -NWR (Results-based)	18,561,189
825	Busia District	252889	SIBONA HEALTH CENTRE II	Health Center II	506592	Government	o/w PHC -NWR (Government)	11,084,511

Vote Code	Local Government	Cost Centre ID	Cost Centre Name	Cost Centre Type	Supplier Number	Ownership	Grant Title	2023/24 Approved Budget
825	Busia District	252886	Kubo	Health Center II	0	Government	o/w PHC -NWR (Government)	11,084,511
825	Busia District	256093	MASAFU GENERAL HOSPITAL	Hospital	504646	Government	o/w PHC Hospital -NWR (Government)	535,910,951
825	Busia District	252884	BUTANGASI	Health Center II	0	Government	o/w PHC -NWR (Government)	11,084,511
825	Busia District	252877	MBEHENYI HEALTH CENTRE III	Health Center III	504629	Government	o/w PHC -NWR (Government)	22,169,022
825	Busia District	252877	MBEHENYI HEALTH CENTRE III	Health Center III	504629	Government	o/w PHC -NWR (Results-based)	19,505,030
825	Busia District	256828	BUWUMBA HEALTH CENTRE II	Health Center III	504637	Government	o/w PHC -NWR (Government)	22,169,022
825	Busia District	256828	BUWUMBA HEALTH CENTRE II	Health Center III	504637	Government	o/w PHC -NWR (Results-based)	8,193,374
825	Busia District	252885	BUYENGO	Health Center II	0	Government	o/w PHC -NWR (Government)	11,084,511
825	Busia District	256092	DABANI HOSPITAL	Hospital	504644	UCMB	o/w PHC Hospital -NWR (PNFP)	201,819,010
825	Busia District	252883	BUSIIME HEALTH CENTRE III	Health Center III	504639	Government	o/w PHC -NWR (Government)	22,169,022
825	Busia District	252883	BUSIIME HEALTH CENTRE III	Health Center III	504639	Government	o/w PHC -NWR (Results-based)	14,012,452
825	Busia District	252894	MUNDINDI HEALTH CENTRE II	Health Center II	504640	Government	o/w PHC -NWR (Government)	11,084,511
825	Busia District	252893	MUSICHIMI COMMUNITY HC III	Health Center III	506595	UCMB	o/w PHC -NWR (PNFP)	22,365,787
825	Busia District	252893	MUSICHIMI COMMUNITY HC III	Health Center III	506595	UCMB	o/w PHC -NWR (Results-based)	7,668,269
825	Busia District	252881	BUSITEMA HEALTH CENTRE III	Health Center III	504624	Government	o/w PHC -NWR (Government)	22,169,022
825	Busia District	252881	BUSITEMA HEALTH CENTRE III	Health Center III	504624	Government	o/w PHC -NWR (Results-based)	24,905,418
825	Busia District	252895	HABULEKE HEALTH CENTRE II	Health Center II	504632	Government	o/w PHC -NWR (Government)	11,084,511
825	Busia District	252882	BULUMBI HEALTH CENTRE III	Health Center III	504625	Government	o/w PHC -NWR (Government)	22,169,022
825	Busia District	252882	BULUMBI HEALTH CENTRE III	Health Center III	504625	Government	o/w PHC -NWR (Results-based)	18,706,522
825	Busia District	252891	NAMUNGODI HEALTH CENTRE II	Health Center II	504642	Government	o/w PHC -NWR (Government)	11,084,511

Vote Code	Local Government	Cost Centre ID	Cost Centre Name	Cost Centre Type	Supplier Number	Ownership	Grant Title	2023/24 Approved Budget
825	Busia District	252904	MAJANJI HEALTH CENTRE II	Health Center III	504641	Government	o/w PHC -NWR (Government)	22,169,022
825	Busia District	252904	MAJANJI HEALTH CENTRE II	Health Center III	504641	Government	o/w PHC -NWR (Results-based)	10,362,722
825	Busia District	252876	LUNYO HEALTH CENTRE III	Health Center III	504627	Government	o/w PHC -NWR (Government)	22,169,022
825	Busia District	252876	LUNYO HEALTH CENTRE III	Health Center III	504627	Government	o/w PHC -NWR (Results-based)	32,367,100
825	Busia District	252901	HASYULE HEALTH CENTRE II	Health Center II	506593	Government	o/w PHC -NWR (Government)	11,084,511
825	Busia District	252880	LUMINO HEALTH CENTRE III	Health Center III	504628	Government	o/w PHC -NWR (Government)	22,169,022
825	Busia District	252880	LUMINO HEALTH CENTRE III	Health Center III	504628	Government	o/w PHC -NWR (Results-based)	23,554,871
825	Busia District	252887	OUR LADY OF LOURDES LUMINO HC	Health Center II	504647	UCMB	o/w PHC -NWR (PNFP)	11,610,882
825 Total								1,447,452,520
826	Butaleja District	254711	Bubalya HC III	Health Center III	505770	Government	o/w PHC -NWR (Government)	21,481,272
826	Butaleja District	254711	Bubalya HC III	Health Center III	505770	Government	o/w PHC -NWR (Results-based)	20,770,033
826	Butaleja District	256250	Busolwe Hospital	Hospital	110644	Government	o/w PHC Hospital -NWR (Government)	526,689,822
826	Butaleja District	254713	Butaleja HC III	Health Center III	505764	Government	o/w PHC -NWR (Government)	21,481,272
826	Butaleja District	254713	Butaleja HC III	Health Center III	505764	Government	o/w PHC -NWR (Results-based)	22,640,296
826	Butaleja District	254718	Doho HC II	Health Center II	505774	Government	o/w PHC -NWR (Government)	10,740,636
826	Butaleja District	254719	Kachonga HC III	Health Center III	507056	Government	o/w PHC -NWR (Government)	21,481,272
826	Butaleja District	254719	Kachonga HC III	Health Center III	507056	Government	o/w PHC -NWR (Results-based)	16,082,555
826	Butaleja District	256251	Nabiganda HC IV	Health Center IV	507057	Government	o/w PHC -NWR (Government)	107,406,361
826	Butaleja District	256251	Nabiganda HC IV	Health Center IV	507057	Government	o/w PHC -NWR (Results-based)	41,072,771
826	Butaleja District	254717	Nampologoma HC II	Health Center II	505776	Government	o/w PHC -NWR (Government)	10,740,636

Vote Code	Local Government	Cost Centre ID	Cost Centre Name	Cost Centre Type	Supplier Number	Ownership	Grant Title	2023/24 Approved Budget
826	Butaleja District	254712	Nakwasi HC III	Health Center III	507058	Government	o/w PHC -NWR (Government)	21,481,272
826	Butaleja District	254712	Nakwasi HC III	Health Center III	507058	Government	o/w PHC -NWR (Results-based)	14,680,791
826	Butaleja District	254714	Kangalaba HC III	Health Center III	505767	Government	o/w PHC -NWR (Government)	21,481,272
826	Butaleja District	254714	Kangalaba HC III	Health Center III	505767	Government	o/w PHC -NWR (Results-based)	25,096,516
826	Butaleja District	254715	Kanyenya HC II	Health Center II	505775	Government	o/w PHC -NWR (Government)	10,740,636
826	Butaleja District	254716	Namulo HC II	Health Center II	507059	Government	o/w PHC -NWR (Government)	10,740,636
826	Butaleja District	254723	Nakasanga HC II	Health Center II	505772	Government	o/w PHC -NWR (Government)	10,740,636
826	Butaleja District	254724	Naweyo HC III	Health Center III	505768	Government	o/w PHC -NWR (Government)	21,481,272
826	Butaleja District	254724	Naweyo HC III	Health Center III	505768	Government	o/w PHC -NWR (Results-based)	17,959,107
826	Butaleja District	254720	Bingo HC II	Health Center II	505773	Government	o/w PHC -NWR (Government)	10,740,636
826	Butaleja District	254721	Bugalo HC III	Health Center III	505766	Government	o/w PHC -NWR (Government)	21,481,272
826	Butaleja District	254721	Bugalo HC III	Health Center III	505766	Government	o/w PHC -NWR (Results-based)	18,409,086
826	Butaleja District	254722	Madungha HC II	Health Center II	507061	Government	o/w PHC -NWR (Government)	10,740,636
826	Butaleja District	254707	Busaba HC III	Health Center III	505765	Government	o/w PHC -NWR (Government)	21,481,272
826	Butaleja District	254707	Busaba HC III	Health Center III	505765	Government	o/w PHC -NWR (Results-based)	17,280,044
826	Butaleja District	254706	Hahoola HC II	Health Center II	505777	Government	o/w PHC -NWR (Government)	10,740,636
826	Butaleja District	254709	OUR LADY OF LOURDES, MULAGI HEALTH	Health Center IV	554597	UCMB	o/w PHC -NWR (PNFP)	35,314,898
826	Butaleja District	254709	OUR LADY OF LOURDES, MULAGI HEALTH	Health Center IV	554597	UCMB	o/w PHC -NWR (Results-based)	24,760,099
826	Butaleja District	254704	Budumba HC III	Health Center III	507055	Government	o/w PHC -NWR (Government)	21,481,272
826	Butaleja District	254704	Budumba HC III	Health Center III	507055	Government	o/w PHC -NWR (Results-based)	23,961,316

Vote Code	Local Government	Cost Centre ID	Cost Centre Name	Cost Centre Type	Supplier Number	Ownership	Grant Title	2023/24 Approved Budget
826	Butaleja District	254705	Bunawale HC II	Health Center II	505771	Government	o/w PHC -NWR (Government)	10,740,636
826	Butaleja District	254708	Busabi HC III	Health Center III	505769	Government	o/w PHC -NWR (Government)	21,481,272
826	Butaleja District	254708	Busabi HC III	Health Center III	505769	Government	o/w PHC -NWR (Results-based)	25,746,830
826	Butaleja District	254710	Muhuyu HC II	Health Center II	507060	Government	o/w PHC -NWR (Government)	10,740,636
826 Total								1,260,089,611
827	Butambala District	255770	Kibibi HC III	Health Center III	28340	UMMB	o/w PHC -NWR (PNFP)	6,810,723
827	Butambala District	255770	Kibibi HC III	Health Center III	28340	UMMB	o/w PHC -NWR (Results-based)	10,330,471
827	Butambala District	255765	Kibugga HCII	Health Center II	505936	Government	o/w PHC -NWR (Government)	7,065,051
827	Butambala District	255764	Kyabaddaza HCIII	Health Center III	505933	Government	o/w PHC -NWR (Government)	14,130,102
827	Butambala District	255764	Kyabaddaza HCIII	Health Center III	505933	Government	o/w PHC -NWR (Results-based)	16,471,854
827	Butambala District	255760	Epicentre HCIII	Health Center III	506910	Government	o/w PHC -NWR (Government)	14,130,102
827	Butambala District	255760	Epicentre HCIII	Health Center III	506910	Government	o/w PHC -NWR (Results-based)	8,488,738
827	Butambala District	255767	Kabasanda HCII	Health Center II	505935	Government	o/w PHC -NWR (Government)	7,065,051
827	Butambala District	255762	KirokolaHCII	Health Center II	506912	Government	o/w PHC -NWR (Government)	7,065,051
827	Butambala District	255768	Kitimba HCIII	Health Center III	505932	Government	o/w PHC -NWR (Government)	14,130,102
827	Butambala District	255768	Kitimba HCIII	Health Center III	505932	Government	o/w PHC -NWR (Results-based)	7,721,045
827	Butambala District	255769	Nsozibirye HCII	Health Center II	505937	Government	o/w PHC -NWR (Government)	7,065,051
827	Butambala District	255758	Bulo HCIII	Health Center III	505931	Government	o/w PHC -NWR (Government)	14,130,102
827	Butambala District	255758	Bulo HCIII	Health Center III	505931	Government	o/w PHC -NWR (Results-based)	13,949,553
827	Butambala District	255775	Bugobango Dispensary	Health Center II	28341	UPMB	o/w PHC -NWR (PNFP)	3,405,361

Vote Code	Local Government	Cost Centre ID	Cost Centre Name	Cost Centre Type	Supplier Number	Ownership	Grant Title	2023/24 Approved Budget
827	Butambala District	255776	Butende HCII	Health Center II	505938	Government	o/w PHC -NWR (Government)	7,065,051
827	Butambala District	255761	Kiddawalime HC II	Health Center II	505942	UMMB	o/w PHC -NWR (PNFP)	3,405,361
827	Butambala District	255774	Ngando HCIII	Health Center III	506911	Government	o/w PHC -NWR (Government)	14,130,102
827	Butambala District	255774	Ngando HCIII	Health Center III	506911	Government	o/w PHC -NWR (Results-based)	9,707,384
827	Butambala District	256348	Gombe Hospital	Hospital	24853	Government	o/w PHC Hospital -NWR (Government)	348,186,439
827	Butambala District	255773	Ntolomwe HCII	Health Center II	505939	Government	o/w PHC -NWR (Government)	7,065,051
827	Butambala District	255772	Butaaka HCII	Health Center III	505934	Government	o/w PHC -NWR (Government)	14,130,102
827	Butambala District	255772	Butaaka HCII	Health Center III	505934	Government	o/w PHC -NWR (Results-based)	9,345,716
827	Butambala District	255771	Kiziiko HCII	Health Center II	505940	Government	o/w PHC -NWR (Government)	7,065,051
827 Total								572,058,619
828	Butebo District	254306	KABWANGASI HEALTH CENTRE III	Health Center III	507265	Government	o/w PHC -NWR (Government)	17,776,792
828	Butebo District	254306	KABWANGASI HEALTH CENTRE III	Health Center III	507265	Government	o/w PHC -NWR (Results-based)	16,531,911
828	Butebo District	254320	NAGWERE HEALTH CENTREIII	Health Center III	506382	Government	o/w PHC -NWR (Government)	17,776,792
828	Butebo District	254320	NAGWERE HEALTH CENTREIII	Health Center III	506382	Government	o/w PHC -NWR (Results-based)	13,447,560
828	Butebo District	256218	Kanginima Hospital	Hospital	507270	PNFP	o/w PHC Hospital -NWR (PNFP)	149,107,090
828	Butebo District	254295	KAKORO SDA HEALTH CENTRE II	Health Center II	506392	UPMB	o/w PHC -NWR (PNFP)	14,184,819
828	Butebo District	256217	BUTEBO HEALTH CENTRE IV	Health Center IV	506372	Government	o/w PHC -NWR (Government)	88,883,959
828	Butebo District	256217	BUTEBO HEALTH CENTRE IV	Health Center IV	506372	Government	o/w PHC -NWR (Results-based)	39,378,824
828	Butebo District	254309	KAKORO HEALTH CENTRE III	Health Center III	507264	Government	o/w PHC -NWR (Government)	17,776,792
828	Butebo District	254309	KAKORO HEALTH CENTRE III	Health Center III	507264	Government	o/w PHC -NWR (Results-based)	14,177,060

Vote Code	Local Government	Cost Centre ID	Cost Centre Name	Cost Centre Type	Supplier Number	Ownership	Grant Title	2023/24 Approved Budget
828	Butebo District	254307	KACHURU HEALTH CENTRE III	Health Center III	506388	Government	o/w PHC -NWR (Government)	17,776,792
828	Butebo District	254307	KACHURU HEALTH CENTRE III	Health Center III	506388	Government	o/w PHC -NWR (Results-based)	2,545,142
828	Butebo District	254303	KANYUMU HEALTH CENTRE II	Health Center III	507267	Government	o/w PHC -NWR (Government)	17,776,792
828	Butebo District	254303	KANYUMU HEALTH CENTRE II	Health Center III	507267	Government	o/w PHC -NWR (Results-based)	8,047,277
828	Butebo District	254308	PUTTI HEALTH CENTRE II	Health Center II	506387	Government	o/w PHC -NWR (Government)	8,888,396
828 Total								444,075,998
829	Buvuma District	255425	LINGIRA YOUTH WITH A MISSION	Health Center II	504653	UPMB	o/w PHC -NWR (PNFP)	13,598,615
829	Buvuma District	255429	LUBYA HEALTH CENTRE II	Health Center II	504652	Government	o/w PHC -NWR (Government)	13,736,962
829	Buvuma District	272459	LUKALE HC II	Health Center II	0	Government	o/w PHC -NWR (Government)	13,736,962
829	Buvuma District	255427	BWEEMA HEALTH CENTRE II	Health Center II	506599	Government	o/w PHC -NWR (Government)	13,736,962
829	Buvuma District	255426	NAMATALE HEALTH CENTRE III	Health Center III	504654	Government	o/w PHC -NWR (Government)	27,473,924
829	Buvuma District	255426	NAMATALE HEALTH CENTRE III	Health Center III	504654	Government	o/w PHC -NWR (Results-based)	9,842,379
829	Buvuma District	256317	BUVUMA HEALTH CENTRE IV	Health Center IV	506596	Government	o/w PHC -NWR (Government)	137,369,621
829	Buvuma District	256317	BUVUMA HEALTH CENTRE IV	Health Center IV	506596	Government	o/w PHC -NWR (Results-based)	40,329,413
829	Buvuma District	255423	BUWOOYA HEALTH CENTRE II	Health Center II	504650	Government	o/w PHC -NWR (Government)	13,736,962
829	Buvuma District	255420	NAMITI HEALTH CENTRE II	Health Center II	506598	PNFP	o/w PHC -NWR (PNFP)	13,598,615
829	Buvuma District	255422	NKATA HEALTH CENTRE II	Health Center II	504651	Government	o/w PHC -NWR (Government)	13,736,962
829	Buvuma District	255421	BUGAYA HEALTH CENTRE III	Health Center III	504648	Government	o/w PHC -NWR (Government)	27,473,924
829	Buvuma District	255421	BUGAYA HEALTH CENTRE III	Health Center III	504648	Government	o/w PHC -NWR (Results-based)	15,299,096
829	Buvuma District	255428	LWAJJE HEALTH CENTRE III	Health Center III	506597	Government	o/w PHC -NWR (Government)	27,473,924

Vote Code	Local Government	Cost Centre ID	Cost Centre Name	Cost Centre Type	Supplier Number	Ownership	Grant Title	2023/24 Approved Budget
829	Buvuma District	255428	LWAJJE HEALTH CENTRE III	Health Center III	506597	Government	o/w PHC -NWR (Results-based)	8,054,506
829	Buvuma District	255424	BUSAMUZI HEALTH CENTRE III	Health Center III	504649	Government	o/w PHC -NWR (Government)	27,473,924
829	Buvuma District	255424	BUSAMUZI HEALTH CENTRE III	Health Center III	504649	Government	o/w PHC -NWR (Results-based)	28,994,224
829 Total								445,666,976
830	Buyende District	255304	BUGAYA HEALTH CENTRE III	Health Center IV	548288	Government	o/w PHC -NWR (Government)	200,497,580
830	Buyende District	255304	BUGAYA HEALTH CENTRE III	Health Center IV	548288	Government	o/w PHC -NWR (Results-based)	52,517,778
830	Buyende District	255305	NAMULIKYA HEALTH UNIT	Health Center II	544226	UPMB	o/w PHC -NWR (PNFP)	13,306,827
830	Buyende District	272543	NAMUSIKIZI HC II	Health Center II	874451	Government	o/w PHC -NWR (Government)	20,049,758
830	Buyende District	255307	NGANDHO HEALTH CENTRE II	Health Center II	504132	Government	o/w PHC -NWR (Government)	20,049,758
830	Buyende District	255303	Wandago HC II	Health Center II	920141	Government	o/w PHC -NWR (Government)	20,049,758
830	Buyende District	255312	IRUNDU HEALTH CENTRE III	Health Center III	555565	Government	o/w PHC -NWR (Government)	40,099,516
830	Buyende District	255312	IRUNDU HEALTH CENTRE III	Health Center III	555565	Government	o/w PHC -NWR (Results-based)	41,464,619
830	Buyende District	255313	KAGULU HEALTH CENTRE II	Health Center II	504133	Government	o/w PHC -NWR (Government)	20,049,758
830	Buyende District	272917	Mpunde HC II	Health Center II	970749	Government	o/w PHC -NWR (Government)	20,049,758
830	Buyende District	272916	Nkone HC II	Health Center II	970747	Government	o/w PHC -NWR (Government)	20,049,758
830	Buyende District	255302	ST. MATIA MULUMBA IRUNDU HC	Health Center III	504129	UCMB	o/w PHC -NWR (PNFP)	26,613,653
830	Buyende District	255302	ST. MATIA MULUMBA IRUNDU HC	Health Center III	504129	UCMB	o/w PHC -NWR (Results-based)	27,845,372
830	Buyende District	255314	BUKUNGU HEALTH CENTRE II	Health Center II	504130	Government	o/w PHC -NWR (Government)	20,049,758
830	Buyende District	255315	Buyanja SDA Dispensary	Health Center II	555563	UPMB	o/w PHC -NWR (PNFP)	13,306,827
830	Buyende District	256308	KIDERA HEALTH CENTRE IV	Health Center IV	548090	Government	o/w PHC -NWR (Government)	200,497,580

Vote Code	Local Government	Cost Centre ID	Cost Centre Name	Cost Centre Type	Supplier Number	Ownership	Grant Title	2023/24 Approved Budget
830	Buyende District	256308	KIDERA HEALTH CENTRE IV	Health Center IV	548090	Government	o/w PHC -NWR (Results-based)	85,323,460
830	Buyende District	272915	Ikanda HC II	Health Center II	970748	Government	o/w PHC -NWR (Government)	20,049,758
830	Buyende District	255309	KAKOOGHE HEALTH CENTRE III	Health Center II	504131	Government	o/w PHC -NWR (Government)	20,049,758
830	Buyende District	255311	WESUNIRE FLEP BUSOGA HEALTH CENTRE	Health Center II	551184	UPMB	o/w PHC -NWR (PNFP)	13,306,827
830	Buyende District	255310	WESUNIRE HEALTH CENTRE	Health Center III	506756	UCMB	o/w PHC -NWR (PNFP)	26,613,653
830	Buyende District	255310	WESUNIRE HEALTH CENTRE	Health Center III	506756	UCMB	o/w PHC -NWR (Results-based)	35,886,074
830	Buyende District	255308	BUYENDE HEALTH CENTRE III	Health Center III	504128	Government	o/w PHC -NWR (Government)	40,099,516
830	Buyende District	255308	BUYENDE HEALTH CENTRE III	Health Center III	504128	Government	o/w PHC -NWR (Results-based)	26,598,706
830	Buyende District	255317	IRINGA HEALTH CENTRE II	Health Center II	506755	Government	o/w PHC -NWR (Government)	20,049,758
830	Buyende District	255318	Kigingi COU Project	Health Center II	551185	UPMB	o/w PHC -NWR (PNFP)	9,515,751
830	Buyende District	255319	NKONDO HEALTH CENTRE III	Health Center III	504127	Government	o/w PHC -NWR (Government)	40,099,516
830	Buyende District	255319	NKONDO HEALTH CENTRE III	Health Center III	504127	Government	o/w PHC -NWR (Results-based)	47,917,262
830 Total								1,142,008,097
831	Dokolo District	256293	Dokolo HC IV	Health Center IV	505843	Government	o/w PHC -NWR (Government)	87,983,757
831	Dokolo District	256293	Dokolo HC IV	Health Center IV	505843	Government	o/w PHC -NWR (Results-based)	65,935,725
831	Dokolo District	255183	Anyacoto HC II	Health Center II	505854	Government	o/w PHC -NWR (Government)	8,798,376
831	Dokolo District	255182	Awelo HC III	Health Center III	505851	Government	o/w PHC -NWR (Government)	17,596,751
831	Dokolo District	255182	Awelo HC III	Health Center III	505851	Government	o/w PHC -NWR (Results-based)	15,241,333
831	Dokolo District	255181	Kangai HC III	Health Center III	505845	Government	o/w PHC -NWR (Government)	17,596,751
831	Dokolo District	255181	Kangai HC III	Health Center III	505845	Government	o/w PHC -NWR (Results-based)	21,233,438

Vote Code	Local Government	Cost Centre ID	Cost Centre Name	Cost Centre Type	Supplier Number	Ownership	Grant Title	2023/24 Approved Budget
831	Dokolo District	255184	Kwera HC III	Health Center III	505846	Government	o/w PHC -NWR (Government)	17,596,751
831	Dokolo District	255184	Kwera HC III	Health Center III	505846	Government	o/w PHC -NWR (Results-based)	20,251,424
831	Dokolo District	255177	Amwoma HC III	Health Center III	505847	Government	o/w PHC -NWR (Government)	17,596,751
831	Dokolo District	255177	Amwoma HC III	Health Center III	505847	Government	o/w PHC -NWR (Results-based)	16,039,962
831	Dokolo District	255185	Abalang HC III	Health Center III	505849	Government	o/w PHC -NWR (Government)	17,596,751
831	Dokolo District	255185	Abalang HC III	Health Center III	505849	Government	o/w PHC -NWR (Results-based)	14,918,394
831	Dokolo District	272542	ADAGMON HC III	Health Center III	859691	Government	o/w PHC -NWR (Government)	17,596,751
831	Dokolo District	272542	ADAGMON HC III	Health Center III	859691	Government	o/w PHC -NWR (Results-based)	11,351,734
831	Dokolo District	255180	Awiri HC II	Health Center II	505852	Government	o/w PHC -NWR (Government)	8,798,376
831	Dokolo District	255171	Alapata HC II	Health Center II	505853	Government	o/w PHC -NWR (Government)	8,798,376
831	Dokolo District	255178	Atabu HC II	Health Center II	505848	Government	o/w PHC -NWR (Government)	8,798,376
831	Dokolo District	255179	Bata HC III	Health Center III	505844	Government	o/w PHC -NWR (Government)	17,596,751
831	Dokolo District	255179	Bata HC III	Health Center III	505844	Government	o/w PHC -NWR (Results-based)	17,592,695
831	Dokolo District	255175	Agwata HC III	Health Center III	506882	Government	o/w PHC -NWR (Government)	17,596,751
831	Dokolo District	255175	Agwata HC III	Health Center III	506882	Government	o/w PHC -NWR (Results-based)	18,414,542
831	Dokolo District	255176	Amuda HC II (UMCB HC)	Health Center II	505856	UCMB	o/w PHC -NWR (PNFP)	21,482,071
831	Dokolo District	255172	Kachung HC II	Health Center II	505850	Government	o/w PHC -NWR (Government)	8,798,376
831	Dokolo District	255173	Adok HC III	Health Center III	506883	Government	o/w PHC -NWR (Government)	17,596,751
831	Dokolo District	255173	Adok HC III	Health Center III	506883	Government	o/w PHC -NWR (Results-based)	9,012,359
831	Dokolo District	255174	Bardyang HC II	Health Center II	505855	Government	o/w PHC -NWR (Government)	8,798,376

Vote Code	Local Government	Cost Centre ID	Cost Centre Name	Cost Centre Type	Supplier Number	Ownership	Grant Title	2023/24 Approved Budget
831 Total								530,618,450
832	Gomba District	255431	Kyaayi Health Centre III	Health Center III	504137	Government	o/w PHC -NWR (Government)	19,405,333
832	Gomba District	255431	Kyaayi Health Centre III	Health Center III	504137	Government	o/w PHC -NWR (Results-based)	12,361,364
832	Gomba District	255447	Ngomanene Health Centre II	Health Center III	504145	Government	o/w PHC -NWR (Government)	19,405,333
832	Gomba District	255447	Ngomanene Health Centre II	Health Center III	504145	Government	o/w PHC -NWR (Results-based)	10,455,725
832	Gomba District	255438	Bukalagi Health Centre.	Health Center III	506758	UCMB	o/w PHC -NWR (PNFP)	25,310,439
832	Gomba District	255438	Bukalagi Health Centre.	Health Center III	506758	UCMB	o/w PHC -NWR (Results-based)	10,287,596
832	Gomba District	255445	Kanziira Health Centre II	Health Center II	504146	Government	o/w PHC -NWR (Government)	9,702,666
832	Gomba District	255430	Kewelimidde Health Centre II	Health Center II	504147	Government	o/w PHC -NWR (Government)	9,702,666
832	Gomba District	255443	Kitwe Health Centre II	Health Center II	504139	Government	o/w PHC -NWR (Government)	9,702,666
832	Gomba District	255436	MawukiHealth Centre II	Health Center II	504143	Government	o/w PHC -NWR (Government)	9,702,666
832	Gomba District	255435	Kisozi Health Centre II	Health Center III	504138	Government	o/w PHC -NWR (Government)	19,405,333
832	Gomba District	255435	Kisozi Health Centre II	Health Center III	504138	Government	o/w PHC -NWR (Results-based)	12,365,531
832	Gomba District	255446	NgeribalyaHealth Centre II	Health Center II	504144	Government	o/w PHC -NWR (Government)	9,702,666
832	Gomba District	255433	Bulwadda Health Centre II	Health Center II	504142	Government	o/w PHC -NWR (Government)	9,702,666
832	Gomba District	255437	Kanoni Health Centre III	Health Center III	504135	Government	o/w PHC -NWR (Government)	19,405,333
832	Gomba District	255437	Kanoni Health Centre III	Health Center III	504135	Government	o/w PHC -NWR (Results-based)	30,747,760
832	Gomba District	255439	Mamba Health Centre II	Health Center III	506757	Government	o/w PHC -NWR (Government)	19,405,333
832	Gomba District	255439	Mamba Health Centre II	Health Center III	506757	Government	o/w PHC -NWR (Results-based)	15,023,265
832	Gomba District	255444	Mpenja Health Centre III	Health Center III	504136	Government	o/w PHC -NWR (Government)	19,405,333

Vote Code	Local Government	Cost Centre ID	Cost Centre Name	Cost Centre Type	Supplier Number	Ownership	Grant Title	2023/24 Approved Budget
832	Gomba District	255444	Mpenja Health Centre III	Health Center III	504136	Government	o/w PHC -NWR (Results-based)	13,815,257
832	Gomba District	255440	Namabeya Health Centre II	Health Center II	504148	Government	o/w PHC -NWR (Government)	9,702,666
832	Gomba District	256318	Gomba HSDPHC	Health Center IV	504149	Government	o/w PHC -NWR (Government)	97,026,664
832	Gomba District	256318	Gomba HSDPHC	Health Center IV	504149	Government	o/w PHC -NWR (Results-based)	38,323,212
832	Gomba District	255434	Kifampa Health Centre III	Health Center III	504134	Government	o/w PHC -NWR (Government)	19,405,333
832	Gomba District	255434	Kifampa Health Centre III	Health Center III	504134	Government	o/w PHC -NWR (Results-based)	19,621,097
832	Gomba District	255441	Buyanja Health Centre II	Health Center II	504141	Government	o/w PHC -NWR (Government)	9,702,666
832	Gomba District	255442	Kasambya Health Centre II	Health Center II	504140	Government	o/w PHC -NWR (Government)	9,702,666
832 Total								508,499,237
833	Gulu District	256097	AWACH REFERRAL FACILITY	Health Center IV	504150	Government	o/w PHC -NWR (Government)	89,960,178
833	Gulu District	256097	AWACH REFERRAL FACILITY	Health Center IV	504150	Government	o/w PHC -NWR (Results-based)	42,173,530
833	Gulu District	252919	GWENGDIYA HCII	Health Center II	504170	Government	o/w PHC -NWR (Government)	8,996,018
833	Gulu District	252920	PAIBONA HCII	Health Center II	504169	Government	o/w PHC -NWR (Government)	8,996,018
833	Gulu District	252921	PUKONY HCII	Health Center II	504167	Government	o/w PHC -NWR (Government)	8,996,018
833	Gulu District	252927	COOPE HCII	Health Center II	504171	Government	o/w PHC -NWR (Government)	8,996,018
833	Gulu District	252931	PUNENA HEALTH CENTRE II	Health Center II	117092	Government	o/w PHC -NWR (Government)	8,996,018
833	Gulu District	252928	RWOTOBILO HCII	Health Center II	504172	Government	o/w PHC -NWR (Government)	8,996,018
833	Gulu District	252953	LABWOROMOR HCIII	Health Center III	504155	Government	o/w PHC -NWR (Government)	17,992,036
833	Gulu District	252953	LABWOROMOR HCIII	Health Center III	504155	Government	o/w PHC -NWR (Results-based)	12,609,611
833	Gulu District	252955	LUGORE HCII	Health Center II	506341	Government	o/w PHC -NWR (Government)	8,996,018

Vote Code	Local Government	Cost Centre ID	Cost Centre Name	Cost Centre Type	Supplier Number	Ownership	Grant Title	2023/24 Approved Budget
833	Gulu District	252954	OROKO HCII	Health Center II	504176	Government	o/w PHC -NWR (Government)	8,996,018
833	Gulu District	252956	PATIKO HCIII	Health Center III	504154	Government	o/w PHC -NWR (Government)	17,992,036
833	Gulu District	252956	PATIKO HCIII	Health Center III	504154	Government	o/w PHC -NWR (Results-based)	11,309,656
833	Gulu District	252957	PAWEL ANGANY HEALTH CENTRE II	Health Center II	124396	Government	o/w PHC -NWR (Government)	8,996,018
833	Gulu District	252958	PUGWINYI HCII	Health Center II	504177	Government	o/w PHC -NWR (Government)	8,996,018
833	Gulu District	252952	CWERO HCIII	Health Center III	506761	Government	o/w PHC -NWR (Government)	17,992,036
833	Gulu District	252952	CWERO HCIII	Health Center III	506761	Government	o/w PHC -NWR (Results-based)	12,960,369
833	Gulu District	252912	KAL ALII HCII	Health Center II	504173	Government	o/w PHC -NWR (Government)	8,996,018
833	Gulu District	256812	OMELAPEM HCII	Health Center II	504168	Government	o/w PHC -NWR (Government)	8,996,018
833	Gulu District	252939	TEGOT ATTOO HCII	Health Center II	506340	Government	o/w PHC -NWR (Government)	8,996,018
833	Gulu District	252961	ANGAYA HEALTH CENTRE III	Health Center III	124392	Government	o/w PHC -NWR (Government)	17,992,036
833	Gulu District	252961	ANGAYA HEALTH CENTRE III	Health Center III	124392	Government	o/w PHC -NWR (Results-based)	14,040,774
833	Gulu District	252930	PABWOHEALTH CENTRE III	Health Center III	504152	Government	o/w PHC -NWR (Government)	17,992,036
833	Gulu District	252930	PABWOHEALTH CENTRE III	Health Center III	504152	Government	o/w PHC -NWR (Results-based)	11,482,758
833 Total								401,445,284
834	Hoima District	252989	Bombo Health Centre	Health Center II	504753	UMMB	o/w PHC -NWR (PNFP)	15,915,694
834	Hoima District	253002	BURARU HC III	Health Center III	504730	Government	o/w PHC -NWR (Government)	23,945,411
834	Hoima District	253002	BURARU HC III	Health Center III	504730	Government	o/w PHC -NWR (Results-based)	17,619,267
834	Hoima District	252983	BUSERUKA HC III	Health Center III	504727	Government	o/w PHC -NWR (Government)	23,945,411
834	Hoima District	252983	BUSERUKA HC III	Health Center III	504727	Government	o/w PHC -NWR (Results-based)	16,211,568

Vote Code	Local Government	Cost Centre ID	Cost Centre Name	Cost Centre Type	Supplier Number	Ownership	Grant Title	2023/24 Approved Budget
834	Hoima District	252998	KABAALE HC III	Health Center III	504729	Government	o/w PHC -NWR (Government)	23,945,411
834	Hoima District	252998	KABAALE HC III	Health Center III	504729	Government	o/w PHC -NWR (Results-based)	13,140,020
834	Hoima District	253000	KASOMORO HC II	Health Center II	504735	Government	o/w PHC -NWR (Government)	11,972,705
834	Hoima District	253001	KIBAIRE HC II	Health Center II	504736	Government	o/w PHC -NWR (Government)	11,972,705
834	Hoima District	252991	KIBIRO HC II	Health Center II	504731	Government	o/w PHC -NWR (Government)	11,972,705
834	Hoima District	256100	KIGOROBYA HC IV	Health Center IV	504739	Government	o/w PHC -NWR (Government)	119,727,053
834	Hoima District	256100	KIGOROBYA HC IV	Health Center IV	504739	Government	o/w PHC -NWR (Results-based)	45,393,305
834	Hoima District	253004	KISABAGWA HC II	Health Center II	506622	Government	o/w PHC -NWR (Government)	11,972,705
834	Hoima District	252992	St Jude Tadeo Kitana Health ce	Health Center II	548096	UCMB	o/w PHC -NWR (PNFP)	15,915,694
834	Hoima District	252984	TONYA HC III	Health Center III	506623	Government	o/w PHC -NWR (Government)	23,945,411
834	Hoima District	252984	TONYA HC III	Health Center III	506623	Government	o/w PHC -NWR (Results-based)	4,844,582
834	Hoima District	253003	MPARANGASI HC III	Health Center III	504728	Government	o/w PHC -NWR (Government)	23,945,411
834	Hoima District	253003	MPARANGASI HC III	Health Center III	504728	Government	o/w PHC -NWR (Results-based)	15,190,973
834	Hoima District	252976	BUTEMA HC III	Health Center III	504726	Government	o/w PHC -NWR (Government)	23,945,411
834	Hoima District	252976	BUTEMA HC III	Health Center III	504726	Government	o/w PHC -NWR (Results-based)	19,818,834
834	Hoima District	252995	DWOOLI HC III	Health Center III	504737	Government	o/w PHC -NWR (Government)	23,945,411
834	Hoima District	252995	DWOOLI HC III	Health Center III	504737	Government	o/w PHC -NWR (Results-based)	12,983,849
834	Hoima District	252993	KISEKA HC II	Health Center II	504738	Government	o/w PHC -NWR (Government)	11,972,705
834	Hoima District	252996	KYABASENGYA HC II	Health Center II	504733	Government	o/w PHC -NWR (Government)	11,972,705
834	Hoima District	252994	MBARARA HC II	Health Center II	504732	Government	o/w PHC -NWR (Government)	11,972,705

Vote Code	Local Government	Cost Centre ID	Cost Centre Name	Cost Centre Type	Supplier Number	Ownership	Grant Title	2023/24 Approved Budget
834	Hoima District	252990	KAPAPI HC III	Health Center III	504734	Government	o/w PHC -NWR (Government)	23,945,411
834	Hoima District	252990	KAPAPI HC III	Health Center III	504734	Government	o/w PHC -NWR (Results-based)	13,419,209
834 Total								585,552,270
835	Ibanda District	256252	IBANDA HOSPITAL	Hospital	504994	UCMB	o/w PHC Hospital -NWR (PNFP)	431,563,042
835	Ibanda District	256253	ISHONGORORO HC IV	Health Center IV	506344	Government	o/w PHC -NWR (Government)	63,091,676
835	Ibanda District	256253	ISHONGORORO HC IV	Health Center IV	506344	Government	o/w PHC -NWR (Results-based)	45,537,631
835	Ibanda District	254738	KAKINGA HC II	Health Center II	504192	Government	o/w PHC -NWR (Government)	6,309,168
835	Ibanda District	254760	RUSHANGO HC II	Health Center II	504986	Government	o/w PHC -NWR (Government)	6,309,168
835	Ibanda District	254729	KATEMBE HC II	Health Center II	504978	Government	o/w PHC -NWR (Government)	6,309,168
835	Ibanda District	254762	KIGUNGA HC II	Health Center II	506350	Government	o/w PHC -NWR (Government)	6,309,168
835	Ibanda District	254730	MABOMWA HC II	Health Center II	504186	Government	o/w PHC -NWR (Government)	6,309,168
835	Ibanda District	254763	MPASHA HC II	Health Center II	504194	Government	o/w PHC -NWR (Government)	6,309,168
835	Ibanda District	254764	NYARUKIIKA HC II	Health Center II	504193	Government	o/w PHC -NWR (Government)	6,309,168
835	Ibanda District	254761	RUKIRI HC III	Health Center III	506345	Government	o/w PHC -NWR (Government)	12,618,335
835	Ibanda District	254761	RUKIRI HC III	Health Center III	506345	Government	o/w PHC -NWR (Results-based)	15,175,511
835	Ibanda District	254758	BIHANGA HC II	Health Center II	506349	Government	o/w PHC -NWR (Government)	6,309,168
835	Ibanda District	254759	NYAMAREMBE HC III	Health Center III	504184	Government	o/w PHC -NWR (Government)	12,618,335
835	Ibanda District	254759	NYAMAREMBE HC III	Health Center III	504184	Government	o/w PHC -NWR (Results-based)	11,751,834
835	Ibanda District	254745	IRIMYA HC II	Health Center II	504992	Government	o/w PHC -NWR (Government)	6,309,168
835	Ibanda District	254746	KANYWAMBOGO HC III	Health Center III	507077	Government	o/w PHC -NWR (Government)	12,618,335

Vote Code	Local Government	Cost Centre ID	Cost Centre Name	Cost Centre Type	Supplier Number	Ownership	Grant Title	2023/24 Approved Budget
835	Ibanda District	254746	KANYWAMBOGO HC III	Health Center III	507077	Government	o/w PHC -NWR (Results-based)	8,077,149
835	Ibanda District	254747	KICUZI HC II	Health Center II	504985	Government	o/w PHC -NWR (Government)	6,309,168
835	Ibanda District	254751	KIHANI HC III	Health Center III	504981	Government	o/w PHC -NWR (Government)	12,618,335
835	Ibanda District	254751	KIHANI HC III	Health Center III	504981	Government	o/w PHC -NWR (Results-based)	4,489,709
835	Ibanda District	254752	RWENGWE HC II	Health Center II	504993	Government	o/w PHC -NWR (Government)	6,309,168
835	Ibanda District	254743	KIKYENKYE HC III	Health Center III	504183	Government	o/w PHC -NWR (Government)	12,618,335
835	Ibanda District	254743	KIKYENKYE HC III	Health Center III	504183	Government	o/w PHC -NWR (Results-based)	15,425,217
835	Ibanda District	254744	RUGAAGA HC II	Health Center II	504982	Government	o/w PHC -NWR (Government)	6,309,168
835	Ibanda District	254731	RWENSHAMBYA HC II	Health Center II	504990	Government	o/w PHC -NWR (Government)	6,309,168
835	Ibanda District	254750	BIRONGO HC II	Health Center II	504188	Government	o/w PHC -NWR (Government)	6,309,168
835	Ibanda District	254749	KIJONGO HC II	Health Center II	506347	Government	o/w PHC -NWR (Government)	6,309,168
835	Ibanda District	254756	BWAHWA HC III	Health Center III	504187	Government	o/w PHC -NWR (Government)	12,618,335
835	Ibanda District	254756	BWAHWA HC III	Health Center III	504187	Government	o/w PHC -NWR (Results-based)	5,632,878
835	Ibanda District	254739	KASHOZI HC III	Health Center III	504191	Government	o/w PHC -NWR (Government)	12,618,335
835	Ibanda District	254739	KASHOZI HC III	Health Center III	504191	Government	o/w PHC -NWR (Results-based)	5,438,700
835 Total								789,149,207
836	Iganga District	256102	IGANGA HOSPITAL	Hospital	505428	Government	o/w PHC Hospital -NWR (Government)	546,713,165
836	Iganga District	253047	KAWETE HC II	Health Center II	506894	Government	o/w PHC -NWR (Government)	11,819,312
836	Iganga District	253059	MAGOGO HC II	Health Center II	505421	Government	o/w PHC -NWR (Government)	11,819,312
836	Iganga District	253041	NAIBIRI HC II	Health Center II	505425	Government	o/w PHC -NWR (Government)	11,819,312

Vote Code	Local Government	Cost Centre ID	Cost Centre Name	Cost Centre Type	Supplier Number	Ownership	Grant Title	2023/24 Approved Budget
836	Iganga District	253042	NAMBALE HC III	Health Center III	506888	Government	o/w PHC -NWR (Government)	23,638,624
836	Iganga District	253042	NAMBALE HC III	Health Center III	506888	Government	o/w PHC -NWR (Results-based)	20,555,681
836	Iganga District	253044	NAMUNGALWE HC III	Health Center III	505868	Government	o/w PHC -NWR (Government)	23,638,624
836	Iganga District	253044	NAMUNGALWE HC III	Health Center III	505868	Government	o/w PHC -NWR (Results-based)	25,489,727
836	Iganga District	253045	NAMUNKESU HC II	Health Center II	505418	Government	o/w PHC -NWR (Government)	11,819,312
836	Iganga District	253055	NAMUSAALA HC II	Health Center II	504819	Government	o/w PHC -NWR (Government)	11,819,312
836	Iganga District	253043	NASUTI HCII	Health Center II	505433	UPMB	o/w PHC -NWR (PNFP)	5,962,191
836	Iganga District	253035	NAKALAMA EPI CENTRE	Health Center II	505422	Government	o/w PHC -NWR (Government)	11,819,312
836	Iganga District	253034	NAKALAMA HC III	Health Center III	505871	Government	o/w PHC -NWR (Government)	23,638,624
836	Iganga District	253034	NAKALAMA HC III	Health Center III	505871	Government	o/w PHC -NWR (Results-based)	26,904,964
836	Iganga District	253049	BUZAAYA HC II	Health Center II	505419	Government	o/w PHC -NWR (Government)	11,819,312
836	Iganga District	253050	KIRINGA HCII	Health Center II	506955	UPMB	o/w PHC -NWR (PNFP)	5,962,191
836	Iganga District	253048	KIWANYI HC II	Health Center II	506957	UMMB	o/w PHC -NWR (PNFP)	5,962,191
836	Iganga District	253056	NAMUSISI HCII	Health Center II	505427	Government	o/w PHC -NWR (Government)	11,819,312
836	Iganga District	253051	NAWANDALA HC III	Health Center III	505869	Government	o/w PHC -NWR (Government)	23,638,624
836	Iganga District	253051	NAWANDALA HC III	Health Center III	505869	Government	o/w PHC -NWR (Results-based)	26,456,753
836	Iganga District	253016	BULAMAGI HC III	Health Center III	505870	Government	o/w PHC -NWR (Government)	23,638,624
836	Iganga District	253016	BULAMAGI HC III	Health Center III	505870	Government	o/w PHC -NWR (Results-based)	19,172,144
836	Iganga District	253015	KASOLO HCII	Health Center II	505434	UPMB	o/w PHC -NWR (PNFP)	5,962,191
836	Iganga District	253053	NAWANSINGE HC II	Health Center II	505420	Government	o/w PHC -NWR (Government)	11,819,312

Vote Code	Local Government	Cost Centre ID	Cost Centre Name	Cost Centre Type	Supplier Number	Ownership	Grant Title	2023/24 Approved Budget
836	Iganga District	253014	ST PETER CLAVER HCII	Health Center II	506956	UPMB	o/w PHC -NWR (PNFP)	5,962,191
836	Iganga District	256104	BUGONO HC IV	Health Center IV	505864	Government	o/w PHC -NWR (Government)	118,193,119
836	Iganga District	256104	BUGONO HC IV	Health Center IV	505864	Government	o/w PHC -NWR (Results-based)	35,627,788
836	Iganga District	253030	ITANDA HC II	Health Center II	505878	Government	o/w PHC -NWR (Government)	11,819,312
836	Iganga District	253031	ITUBA HC II	Health Center II	506893	Government	o/w PHC -NWR (Government)	11,819,312
836	Iganga District	253032	KASAMBIKA HC II	Health Center III	505877	Government	o/w PHC -NWR (Government)	23,638,624
836	Iganga District	253032	KASAMBIKA HC II	Health Center III	505877	Government	o/w PHC -NWR (Results-based)	18,394,960
836	Iganga District	253033	NABITENDE HC II	Health Center II	505432	UPMB	o/w PHC -NWR (PNFP)	5,962,191
836	Iganga District	253036	BUKWAYA HC II	Health Center II	505424	Government	o/w PHC -NWR (Government)	11,819,312
836	Iganga District	253037	BULUBANDI HC II	Health Center II	505426	Government	o/w PHC -NWR (Government)	11,819,312
836	Iganga District	253038	BUSOWOBI HC III	Health Center III	506890	Government	o/w PHC -NWR (Government)	23,638,624
836	Iganga District	253038	BUSOWOBI HC III	Health Center III	506890	Government	o/w PHC -NWR (Results-based)	14,193,528
836	Iganga District	253039	KAKOMBO HCII	Health Center II	505437	UPMB	o/w PHC -NWR (PNFP)	5,962,191
836	Iganga District	253054	NAWANZU HC II	Health Center II	505423	Government	o/w PHC -NWR (Government)	11,819,312
836	Iganga District	253058	BUNYIRO HC III	Health Center III	506889	Government	o/w PHC -NWR (Government)	23,638,624
836	Iganga District	253058	BUNYIRO HC III	Health Center III	506889	Government	o/w PHC -NWR (Results-based)	32,451,071
836	Iganga District	253057	BUNYIRO HCII	Health Center II	505435	UPMB	o/w PHC -NWR (PNFP)	5,962,191
836 Total								1,286,429,787
837	Isingiro District	254842	BIRUNDUMA HEALTH CENTRE II	Health Center II	506181	Government	o/w PHC -NWR (Government)	8,844,242
837	Isingiro District	254816	NSHUNGYEZI HEALTH CENTRE III	Health Center III	507161	Government	o/w PHC -NWR (Government)	17,688,483

Vote Code	Local Government	Cost Centre ID	Cost Centre Name	Cost Centre Type	Supplier Number	Ownership	Grant Title	2023/24 Approved Budget
837	Isingiro District	254816	NSHUNGYEZI HEALTH CENTRE III	Health Center III	507161	Government	o/w PHC -NWR (Results-based)	24,809,952
837	Isingiro District	256260	RUGAAGA HEALTH CENTRE IV	Health Center IV	507157	Government	o/w PHC -NWR (Government)	88,442,416
837	Isingiro District	256260	RUGAAGA HEALTH CENTRE IV	Health Center IV	507157	Government	o/w PHC -NWR (Results-based)	30,264,011
837	Isingiro District	254820	RUYANGA HEALTH CENTRE II	Health Center II	507167	Government	o/w PHC -NWR (Government)	8,844,242
837	Isingiro District	254821	RWAMWIJUKA HEALTH CENTRE II	Health Center II	506203	Government	o/w PHC -NWR (Government)	8,844,242
837	Isingiro District	254788	RWANJOGYERA HEALTH CENTRE II	Health Center II	506210	Government	o/w PHC -NWR (Government)	8,844,242
837	Isingiro District	256257	RWEKUBO HEALTH CENTRE IV	Health Center IV	506168	Government	o/w PHC -NWR (Government)	88,442,416
837	Isingiro District	256257	RWEKUBO HEALTH CENTRE IV	Health Center IV	506168	Government	o/w PHC -NWR (Results-based)	103,540,452
837	Isingiro District	254798	ENDIINZI HEALTH CENTRE III	Health Center III	506169	Government	o/w PHC -NWR (Government)	17,688,483
837	Isingiro District	254798	ENDIINZI HEALTH CENTRE III	Health Center III	506169	Government	o/w PHC -NWR (Results-based)	17,885,571
837	Isingiro District	254797	BUSHEKA HEALTH CENTRE III	Health Center III	504953	Government	o/w PHC -NWR (Government)	17,688,483
837	Isingiro District	254797	BUSHEKA HEALTH CENTRE III	Health Center III	504953	Government	o/w PHC -NWR (Results-based)	8,374,766
837	Isingiro District	254825	KYABAHESI HEALTH CENTRE II	Health Center II	506193	Government	o/w PHC -NWR (Government)	8,844,242
837	Isingiro District	254828	MBAARE HEALTH CENTRE III	Health Center III	507160	Government	o/w PHC -NWR (Government)	17,688,483
837	Isingiro District	254828	MBAARE HEALTH CENTRE III	Health Center III	507160	Government	o/w PHC -NWR (Results-based)	11,306,872
837	Isingiro District	254826	NSHORORO HEALTH CENTRE II	Health Center II	506198	Government	o/w PHC -NWR (Government)	8,844,242
837	Isingiro District	254827	NYAMARUNGI HEALTH CENTRE II	Health Center II	506199	Government	o/w PHC -NWR (Government)	8,844,242
837	Isingiro District	254838	KAKOMA HEALTH CENTRE III	Health Center III	506207	UCMB	o/w PHC -NWR (PNFP)	21,237,971
837	Isingiro District	254838	KAKOMA HEALTH CENTRE III	Health Center III	506207	UCMB	o/w PHC -NWR (Results-based)	10,051,503
837	Isingiro District	254804	KIKOKWA HEALTH CENTRE III	Health Center III	507159	Government	o/w PHC -NWR (Government)	17,688,483

Vote Code	Local Government	Cost Centre ID	Cost Centre Name	Cost Centre Type	Supplier Number	Ownership	Grant Title	2023/24 Approved Budget
837	Isingiro District	254804	KIKOKWA HEALTH CENTRE III	Health Center III	507159	Government	o/w PHC -NWR (Results-based)	11,619,619
837	Isingiro District	254799	KYABIRUKWA HEALTH UNIT	Health Center III	507221	UCMB	o/w PHC -NWR (PNFP)	21,237,971
837	Isingiro District	254799	KYABIRUKWA HEALTH UNIT	Health Center III	507221	UCMB	o/w PHC -NWR (Results-based)	15,824,603
837	Isingiro District	254800	KYEIRUMBA HEALTH CENTREIII	Health Center III	506173	Government	o/w PHC -NWR (Government)	17,688,483
837	Isingiro District	254800	KYEIRUMBA HEALTH CENTREIII	Health Center III	506173	Government	o/w PHC -NWR (Results-based)	9,123,151
837	Isingiro District	254803	MABONA HEALTH CENTRE III	Health Center III	506174	Government	o/w PHC -NWR (Government)	17,688,483
837	Isingiro District	254803	MABONA HEALTH CENTRE III	Health Center III	506174	Government	o/w PHC -NWR (Results-based)	11,440,962
837	Isingiro District	254817	KAMUBEIZI HEALTH CENTRE II	Health Center II	506186	Government	o/w PHC -NWR (Government)	8,844,242
837	Isingiro District	254819	KIKAGATE HEALTH CENTRE III	Health Center III	506172	Government	o/w PHC -NWR (Government)	17,688,483
837	Isingiro District	254819	KIKAGATE HEALTH CENTRE III	Health Center III	506172	Government	o/w PHC -NWR (Results-based)	9,708,820
837	Isingiro District	254818	KYEZIMBIRE HEALTH CENTRE II	Health Center II	506196	Government	o/w PHC -NWR (Government)	8,844,242
837	Isingiro District	254837	KATANOGA HEALTH CENTRE II	Health Center II	506189	Government	o/w PHC -NWR (Government)	8,844,242
837	Isingiro District	256259	NYAMUYANJA HEALTH CENTRE IV	Health Center IV	506167	Government	o/w PHC -NWR (Government)	88,442,416
837	Isingiro District	256259	NYAMUYANJA HEALTH CENTRE IV	Health Center IV	506167	Government	o/w PHC -NWR (Results-based)	22,099,870
837	Isingiro District	254791	KAROKARUNGI HEALTH CENTRE II	Health Center II	506182	Government	o/w PHC -NWR (Government)	8,844,242
837	Isingiro District	254834	KIHIIHI HEALTH CENTRE II	Health Center II	506192	Government	o/w PHC -NWR (Government)	8,844,242
837	Isingiro District	254835	MIGYERA HEALTH CENTRE II	Health Center II	507165	Government	o/w PHC -NWR (Government)	8,844,242
837	Isingiro District	254836	NTUNGU HEALTH CENTRE II	Health Center II	507166	Government	o/w PHC -NWR (Government)	8,844,242
837	Isingiro District	254833	NYAKITUNDA HEALTH CENTREIII	Health Center III	506177	Government	o/w PHC -NWR (Government)	17,688,483
837	Isingiro District	254833	NYAKITUNDA HEALTH CENTREIII	Health Center III	506177	Government	o/w PHC -NWR (Results-based)	15,586,224

Vote Code	Local Government	Cost Centre ID	Cost Centre Name	Cost Centre Type	Supplier Number	Ownership	Grant Title	2023/24 Approved Budget
837	Isingiro District	254794	RUHIIRA HEALTH CENTRE III	Health Center III	507162	Government	o/w PHC -NWR (Government)	17,688,483
837	Isingiro District	254794	RUHIIRA HEALTH CENTRE III	Health Center III	507162	Government	o/w PHC -NWR (Results-based)	13,776,847
837	Isingiro District	254822	NYAMITSINDO HEALTH CENTRE II	Health Center II	506200	Government	o/w PHC -NWR (Government)	8,844,242
837	Isingiro District	253934	NYARUBUNGO HEALTH CENTRE III	Health Center III	506178	Government	o/w PHC -NWR (Government)	17,688,483
837	Isingiro District	253934	NYARUBUNGO HEALTH CENTRE III	Health Center III	506178	Government	o/w PHC -NWR (Results-based)	9,890,598
837	Isingiro District	254824	RWETANGO HEALTH CENTRE II	Health Center II	506204	Government	o/w PHC -NWR (Government)	8,844,242
837	Isingiro District	254806	KATEMBE HEALTH CENTRE II	Health Center II	506190	Government	o/w PHC -NWR (Government)	8,844,242
837	Isingiro District	254805	KYABINUNGA HEALTH CENTRE II	Health Center II	506194	Government	o/w PHC -NWR (Government)	8,844,242
837	Isingiro District	254807	KYARUGAJU HEALTH CENTRE III	Health Center III	506195	Government	o/w PHC -NWR (Government)	17,688,483
837	Isingiro District	254807	KYARUGAJU HEALTH CENTRE III	Health Center III	506195	Government	o/w PHC -NWR (Results-based)	4,874,247
837	Isingiro District	254796	KAHENDA HEALTH CENTRE II	Health Center II	506184	Government	o/w PHC -NWR (Government)	8,844,242
837	Isingiro District	254792	KASAANA HEALTH CENTRE III	Health Center III	506170	Government	o/w PHC -NWR (Government)	17,688,483
837	Isingiro District	254792	KASAANA HEALTH CENTRE III	Health Center III	506170	Government	o/w PHC -NWR (Results-based)	6,483,652
837	Isingiro District	254843	RUBONDO HEALTH CENTREII	Health Center II	506201	Government	o/w PHC -NWR (Government)	8,844,242
837	Isingiro District	254844	RUSHASHA HEALTH CENTRE III	Health Center III	506180	Government	o/w PHC -NWR (Government)	17,688,483
837	Isingiro District	254844	RUSHASHA HEALTH CENTRE III	Health Center III	506180	Government	o/w PHC -NWR (Results-based)	10,051,096
837	Isingiro District	254845	RWANTAHA HEALTH CENTREII	Health Center II	507168	Government	o/w PHC -NWR (Government)	8,844,242
837	Isingiro District	254831	KAKAMBA HEALTH CENTRE II	Health Center II	506185	Government	o/w PHC -NWR (Government)	8,844,242
837	Isingiro District	254789	BUHUNGIRO HEALTH CENTRE II	Health Center II	506209	UCMB	o/w PHC -NWR (PNFP)	10,618,986
837	Isingiro District	254813	KASHUMBA HEALTH CNTRE III	Health Center III	506171	Government	o/w PHC -NWR (Government)	17,688,483

Vote Code	Local Government	Cost Centre ID	Cost Centre Name	Cost Centre Type	Supplier Number	Ownership	Grant Title	2023/24 Approved Budget
837	Isingiro District	254813	KASHUMBA HEALTH CNTRE III	Health Center III	506171	Government	o/w PHC -NWR (Results-based)	13,253,565
837	Isingiro District	254814	KIGARAGARA HEALTH CENTRE II	Health Center II	506191	Government	o/w PHC -NWR (Government)	8,844,242
837	Isingiro District	254815	MUREMA HEALTH CENTRE II	Health Center II	506197	Government	o/w PHC -NWR (Government)	8,844,242
837	Isingiro District	254812	NAKIVALE HEALTH CENTRE III	Health Center III	506175	Government	o/w PHC -NWR (Government)	17,688,483
837	Isingiro District	254812	NAKIVALE HEALTH CENTRE III	Health Center III	506175	Government	o/w PHC -NWR (Results-based)	57,304,718
837	Isingiro District	254829	BURUNGAMO HEALTH CENTRE II	Health Center II	507163	Government	o/w PHC -NWR (Government)	8,844,242
837	Isingiro District	254830	KAGAAGA HEALTH CENTRE II	Health Center II	506183	Government	o/w PHC -NWR (Government)	8,844,242
837	Isingiro District	254832	NGARAMA HEALTH CENTRE III	Health Center III	506176	Government	o/w PHC -NWR (Government)	17,688,483
837	Isingiro District	254832	NGARAMA HEALTH CENTRE III	Health Center III	506176	Government	o/w PHC -NWR (Results-based)	10,317,368
837	Isingiro District	254808	KABUGUHEALTH CENTRE II	Health Center II	506205	Government	o/w PHC -NWR (Government)	8,844,242
837	Isingiro District	254809	KANYWAMAIZI HEALTH CENTRE III	Health Center III	507158	Government	o/w PHC -NWR (Government)	17,688,483
837	Isingiro District	254809	KANYWAMAIZI HEALTH CENTRE III	Health Center III	507158	Government	o/w PHC -NWR (Results-based)	11,278,740
837	Isingiro District	254810	RWAKAKWENDA HEALTH CENTRE II	Health Center II	506202	Government	o/w PHC -NWR (Government)	8,844,242
837	Isingiro District	254811	KABUYANDA HEALTH CENTRE	Health Center II	507222	UCMB	o/w PHC -NWR (PNFP)	10,618,986
837	Isingiro District	256258	KABUYANDA HEALTH CENTRE IV	Health Center IV	506166	Government	o/w PHC -NWR (Government)	88,442,416
837	Isingiro District	256258	KABUYANDA HEALTH CENTRE IV	Health Center IV	506166	Government	o/w PHC -NWR (Results-based)	49,068,207
837	Isingiro District	254795	ST LUKE KISYORO HEALTH UINIT	Health Center II	506208	UPMB	o/w PHC -NWR (PNFP)	10,618,986
837	Isingiro District	254839	KARAMA HEALTH CENTRE II	Health Center II	506188	Government	o/w PHC -NWR (Government)	8,844,242
837	Isingiro District	254840	KYAMUSONI HEALTH CENTREII	Health Center II	507164	Government	o/w PHC -NWR (Government)	8,844,242
837	Isingiro District	254841	RUBOROGOTA HEALTH CENTRE III	Health Center III	506179	Government	o/w PHC -NWR (Government)	17,688,483

Vote Code	Local Government	Cost Centre ID	Cost Centre Name	Cost Centre Type	Supplier Number	Ownership	Grant Title	2023/24 Approved Budget
837	Isingiro District	254841	RUBOROGOTA HEALTH CENTRE III	Health Center III	506179	Government	o/w PHC -NWR (Results-based)	8,465,714
837	Isingiro District	254802	KAMURI HEALTH CENTRE II	Health Center II	506187	Government	o/w PHC -NWR (Government)	8,844,242
837 Total								1,534,756,360
838	Jinja District	256110	BUWENGE HC IV	Health Center IV	504768	Government	o/w PHC -NWR (Government)	81,404,738
838	Jinja District	256110	BUWENGE HC IV	Health Center IV	504768	Government	o/w PHC -NWR (Results-based)	38,799,041
838	Jinja District	253103	KABEMBE HC II	Health Center II	504761	Government	o/w PHC -NWR (Government)	8,140,474
838	Jinja District	253102	KAKAIRE HC III	Health Center III	504769	Government	o/w PHC -NWR (Government)	16,280,948
838	Jinja District	253102	KAKAIRE HC III	Health Center III	504769	Government	o/w PHC -NWR (Results-based)	13,922,491
838	Jinja District	253104	KAKIRA HC III	Health Center III	504757	Government	o/w PHC -NWR (Government)	16,280,948
838	Jinja District	253104	KAKIRA HC III	Health Center III	504757	Government	o/w PHC -NWR (Results-based)	10,631,070
838	Jinja District	253063	KAMIIGO HC II	Health Center II	507118	Government	o/w PHC -NWR (Government)	8,140,474
838	Jinja District	253065	MASESE DANIDA HC II JINJA	Health Center II	504789	UPMB	o/w PHC -NWR (PNFP)	4,849,763
838	Jinja District	253105	WAIRAKA HC II	Health Center II	504765	Government	o/w PHC -NWR (Government)	8,140,474
838	Jinja District	253076	BUSEDE HC III	Health Center III	504756	Government	o/w PHC -NWR (Government)	16,280,948
838	Jinja District	253076	BUSEDE HC III	Health Center III	504756	Government	o/w PHC -NWR (Results-based)	11,223,792
838	Jinja District	253079	BWIDHABWANGU HC II JINJA	Health Center II	504788	UPMB	o/w PHC -NWR (PNFP)	4,849,763
838	Jinja District	253078	KISASI HC II	Health Center II	504759	Government	o/w PHC -NWR (Government)	8,140,474
838	Jinja District	253077	MPAMBWA HC III	Health Center III	506632	Government	o/w PHC -NWR (Government)	16,280,948
838	Jinja District	253077	MPAMBWA HC III	Health Center III	506632	Government	o/w PHC -NWR (Results-based)	16,596,975
838	Jinja District	253091	MUGULUKA HC II JINJA	Health Center II	504792	UPMB	o/w PHC -NWR (PNFP)	4,849,763

Vote Code	Local Government	Cost Centre ID	Cost Centre Name	Cost Centre Type	Supplier Number	Ownership	Grant Title	2023/24 Approved Budget
838	Jinja District	253075	NABITAMBALA HC II	Health Center II	504767	Government	o/w PHC -NWR (Government)	8,140,474
838	Jinja District	253080	NALINAIBI HC II	Health Center II	504760	Government	o/w PHC -NWR (Government)	8,140,474
838	Jinja District	253084	NAMWENDWA HC II	Health Center II	504783	Government	o/w PHC -NWR (Government)	8,140,474
838	Jinja District	253087	BUBUGO HC II	Health Center II	507122	Government	o/w PHC -NWR (Government)	8,140,474
838	Jinja District	253083	BUDIMA HC III	Health Center III	504779	Government	o/w PHC -NWR (Government)	16,280,948
838	Jinja District	253083	BUDIMA HC III	Health Center III	504779	Government	o/w PHC -NWR (Results-based)	12,666,590
838	Jinja District	253086	BUTAGAYA HC III	Health Center III	507119	Government	o/w PHC -NWR (Government)	16,280,948
838	Jinja District	253086	BUTAGAYA HC III	Health Center III	507119	Government	o/w PHC -NWR (Results-based)	14,309,512
838	Jinja District	253092	BUWOLERO HC II	Health Center II	504770	Government	o/w PHC -NWR (Government)	8,140,474
838	Jinja District	253085	LUMULI HC II	Health Center II	504784	Government	o/w PHC -NWR (Government)	8,140,474
838	Jinja District	253064	LWOLOLO HEALTH CENTRE II JINJA	Health Center II	504790	UPMB	o/w PHC -NWR (PNFP)	4,849,763
838	Jinja District	253082	NAWAMPANDAHC II JINJA	Health Center II	507123	UPMB	o/w PHC -NWR (PNFP)	4,849,763
838	Jinja District	253088	WANSIMBA HC II	Health Center II	504785	Government	o/w PHC -NWR (Government)	8,140,474
838	Jinja District	253097	BUNAWONA HC II	Health Center II	504774	Government	o/w PHC -NWR (Government)	8,140,474
838	Jinja District	253098	BWASE HC II	Health Center II	504773	Government	o/w PHC -NWR (Government)	8,140,474
838	Jinja District	254627	ALL SAINTS HEALTH SERVICES	Health Center III	505486	UPMB	o/w PHC -NWR (PNFP)	9,699,527
838	Jinja District	254627	ALL SAINTS HEALTH SERVICES	Health Center III	505486	UPMB	o/w PHC -NWR (Results-based)	6,414,184
838	Jinja District	253100	BUSEGULA HC II	Health Center II	504775	Government	o/w PHC -NWR (Government)	8,140,474
838	Jinja District	273111	Buwenge general hospital	Hospital	631579	Government	o/w PHC Hospital -NWR (Government)	315,922,174
838	Jinja District	256105	Buwenge Hospital	Hospital	504793	UMMB	o/w PHC Hospital -NWR (PNFP)	442,839,492

Vote Code	Local Government	Cost Centre ID	Cost Centre Name	Cost Centre Type	Supplier Number	Ownership	Grant Title	2023/24 Approved Budget
838	Jinja District	253090	KABAGANDA HC II	Health Center II	506634	Government	o/w PHC -NWR (Government)	8,140,474
838	Jinja District	253095	KITANABA HC II	Health Center II	506635	Government	o/w PHC -NWR (Government)	8,140,474
838	Jinja District	253096	MAGAMAGA HC III	Health Center III	506633	Government	o/w PHC -NWR (Government)	16,280,948
838	Jinja District	253096	MAGAMAGA HC III	Health Center III	506633	Government	o/w PHC -NWR (Results-based)	19,471,403
838	Jinja District	253094	MAWOITO HC II	Health Center II	504772	Government	o/w PHC -NWR (Government)	8,140,474
838	Jinja District	253067	MPUGWE HC II	Health Center II	507117	Government	o/w PHC -NWR (Government)	8,140,474
838	Jinja District	253093	MUTAI HC II	Health Center II	504771	Government	o/w PHC -NWR (Government)	8,140,474
838	Jinja District	253101	NSOZIBBIRI HC II	Health Center II	504776	Government	o/w PHC -NWR (Government)	8,140,474
838 Total								1,294,925,915
839	Kaabong District	256255	KAABONG HOSPITAL MANAGEMENT	Hospital	505010	Government	o/w PHC Hospital -NWR (Government)	405,364,714
839	Kaabong District	254767	KAABONG MISSION HC III	Health Center III	551186	UCMB	o/w PHC -NWR (PNFP)	20,471,748
839	Kaabong District	254767	KAABONG MISSION HC III	Health Center III	551186	UCMB	o/w PHC -NWR (Results-based)	6,592,950
839	Kaabong District	254768	KALAPATA HC III	Health Center III	505000	Government	o/w PHC -NWR (Government)	24,004,342
839	Kaabong District	254768	KALAPATA HC III	Health Center III	505000	Government	o/w PHC -NWR (Results-based)	15,018,639
839	Kaabong District	254777	KATHILE HC III	Health Center III	507081	Government	o/w PHC -NWR (Government)	24,004,342
839	Kaabong District	254777	KATHILE HC III	Health Center III	507081	Government	o/w PHC -NWR (Results-based)	11,094,634
839	Kaabong District	272541	LODIKO HC II	Health Center II	0	Government	o/w PHC -NWR (Government)	12,002,171
839	Kaabong District	254778	NARENGEPAK HC II	Health Center II	505005	Government	o/w PHC -NWR (Government)	12,002,171
839	Kaabong District	272538	KAMACHARIKOL HC II	Health Center II	866158	Government	o/w PHC -NWR (Government)	12,002,171
839	Kaabong District	272539	NARIAMAOE HC II	Health Center II	866156	Government	o/w PHC -NWR (Government)	12,002,171

Vote Code	Local Government	Cost Centre ID	Cost Centre Name	Cost Centre Type	Supplier Number	Ownership	Grant Title	2023/24 Approved Budget
839	Kaabong District	254770	LOTIM COMM. CLINIC C.O.U	Health Center II	551188	UPMB	o/w PHC -NWR (PNFP)	10,236,643
839	Kaabong District	272540	MORUKORI HC II	Health Center II	866353	Government	o/w PHC -NWR (Government)	12,002,171
839	Kaabong District	254766	LOKOLIA HC III	Health Center III	504999	Government	o/w PHC -NWR (Government)	24,004,342
839	Kaabong District	254766	LOKOLIA HC III	Health Center III	504999	Government	o/w PHC -NWR (Results-based)	11,841,594
839	Kaabong District	272537	MORULEM	Health Center II	0	Government	o/w PHC -NWR (Government)	12,002,171
839	Kaabong District	254771	KAMION HC II	Health Center III	505006	Government	o/w PHC -NWR (Government)	24,004,342
839	Kaabong District	254771	KAMION HC II	Health Center III	505006	Government	o/w PHC -NWR (Results-based)	5,674,562
839	Kaabong District	254769	LOKWAKARAMOE HC II	Health Center II	507083	Government	o/w PHC -NWR (Government)	12,002,171
839	Kaabong District	272461	TIMU HC II	Health Center II	866154	Government	o/w PHC -NWR (Government)	12,002,171
839	Kaabong District	254772	USAKE	Health Center II	866151	Government	o/w PHC -NWR (Government)	12,002,171
839	Kaabong District	254782	KAI MESE HC II	Health Center III	505008	Government	o/w PHC -NWR (Government)	24,004,342
839	Kaabong District	254782	KAI MESE HC II	Health Center III	505008	Government	o/w PHC -NWR (Results-based)	8,733,341
839	Kaabong District	254783	LOMODOCH HC II	Health Center II	505007	Government	o/w PHC -NWR (Government)	12,002,171
839	Kaabong District	256848	LOKERUI HC II	Health Center II	505009	Government	o/w PHC -NWR (Government)	12,002,171
839	Kaabong District	256915	LOMERIS HC II	Health Center II	507084	Government	o/w PHC -NWR (Government)	12,002,171
839	Kaabong District	254765	KAPOTH HC II	Health Center III	507082	Government	o/w PHC -NWR (Government)	24,004,342
839	Kaabong District	254765	KAPOTH HC II	Health Center III	507082	Government	o/w PHC -NWR (Results-based)	4,571,484
839	Kaabong District	254787	LOCHOM HC II	Health Center II	505004	Government	o/w PHC -NWR (Government)	12,002,171
839	Kaabong District	254786	KAKAMAR HC II	Health Center II	505003	Government	o/w PHC -NWR (Government)	12,002,171
839	Kaabong District	254784	LOKANAYONA HC II	Health Center II	505002	Government	o/w PHC -NWR (Government)	12,002,171

Vote Code	Local Government	Cost Centre ID	Cost Centre Name	Cost Centre Type	Supplier Number	Ownership	Grant Title	2023/24 Approved Budget
839	Kaabong District	254785	LOYORO HC III	Health Center III	505001	Government	o/w PHC -NWR (Government)	24,004,342
839	Kaabong District	254785	LOYORO HC III	Health Center III	505001	Government	o/w PHC -NWR (Results-based)	5,756,873
839 Total								853,420,146
840	Kabale District	253128	BUHARA H/C III	Health Center III	115846	Government	o/w PHC -NWR (Government)	9,050,579
840	Kabale District	253128	BUHARA H/C III	Health Center III	115846	Government	o/w PHC -NWR (Results-based)	7,727,114
840	Kabale District	253129	Buhara HC III	Health Center III	505084	UCMB	o/w PHC -NWR (PNFP)	6,517,127
840	Kabale District	253129	Buhara HC III	Health Center III	505084	UCMB	o/w PHC -NWR (Results-based)	8,814,486
840	Kabale District	253156	Buramba HC II	Health Center III	505037	Government	o/w PHC -NWR (Government)	9,050,579
840	Kabale District	253156	Buramba HC II	Health Center III	505037	Government	o/w PHC -NWR (Results-based)	3,706,321
840	Kabale District	253130	Kafunjo HCII	Health Center II	507212	Government	o/w PHC -NWR (Government)	4,525,290
840	Kabale District	253166	Kamuganguzi HC III	Health Center III	505027	Government	o/w PHC -NWR (Government)	9,050,579
840	Kabale District	253166	Kamuganguzi HC III	Health Center III	505027	Government	o/w PHC -NWR (Results-based)	13,527,924
840	Kabale District	256116	Rubaya HC IV	Health Center IV	505026	Government	o/w PHC -NWR (Government)	45,252,895
840	Kabale District	256116	Rubaya HC IV	Health Center IV	505026	Government	o/w PHC -NWR (Results-based)	25,381,160
840	Kabale District	256115	Rugarama Hospital	Hospital	505082	UPMB	o/w PHC Hospital -NWR (PNFP)	121,658,793
840	Kabale District	253209	Rushoroza HC IV	Hospital	505083	UCMB	o/w PHC Hospital -NWR (PNFP)	121,658,793
840	Kabale District	253132	RweneHC II	Health Center II	505017	Government	o/w PHC -NWR (Government)	4,525,290
840	Kabale District	253143	Butanda HC III	Health Center III	507088	Government	o/w PHC -NWR (Government)	9,050,579
840	Kabale District	253143	Butanda HC III	Health Center III	507088	Government	o/w PHC -NWR (Results-based)	9,325,417
840	Kabale District	253142	HabubaleHC II	Health Center II	505029	Government	o/w PHC -NWR (Government)	4,525,290

Vote Code	Local Government	Cost Centre ID	Cost Centre Name	Cost Centre Type	Supplier Number	Ownership	Grant Title	2023/24 Approved Budget
840	Kabale District	253140	Kinyamari HC II	Health Center II	505074	UPMB	o/w PHC -NWR (PNFP)	3,258,564
840	Kabale District	253145	Nyamiryango HC II	Health Center II	507092	Government	o/w PHC -NWR (Government)	4,525,290
840	Kabale District	253199	Rwanyena HC II	Health Center II	505086	UCMB	o/w PHC -NWR (PNFP)	3,258,564
840	Kabale District	253157	Burambira HC II	Health Center II	507086	Government	o/w PHC -NWR (Government)	4,525,290
840	Kabale District	253158	Kaharo HC III	Health Center III	505011	Government	o/w PHC -NWR (Government)	9,050,579
840	Kabale District	253158	Kaharo HC III	Health Center III	505011	Government	o/w PHC -NWR (Results-based)	8,840,808
840	Kabale District	253159	Kyobugombe HC II	Health Center II	505019	Government	o/w PHC -NWR (Government)	4,525,290
840	Kabale District	253160	Nyakasharara HC II	Health Center II	505022	Government	o/w PHC -NWR (Government)	4,525,290
840	Kabale District	253177	Bwama HC III	Health Center III	507093	Government	o/w PHC -NWR (Government)	9,050,579
840	Kabale District	253177	Bwama HC III	Health Center III	507093	Government	o/w PHC -NWR (Results-based)	7,081,000
840	Kabale District	253176	Kabindi HC II	Health Center II	505034	Government	o/w PHC -NWR (Government)	4,525,290
840	Kabale District	253178	Kakomo HC III	Health Center IV	505028	Government	o/w PHC -NWR (Government)	45,252,895
840	Kabale District	253178	Kakomo HC III	Health Center IV	505028	Government	o/w PHC -NWR (Results-based)	13,091,465
840	Kabale District	253112	KDA Staff Clinic HC II	Health Center II	505035	Government	o/w PHC -NWR (Government)	4,525,290
840	Kabale District	253175	Kijurera HC II	Health Center II	505036	Government	o/w PHC -NWR (Government)	4,525,290
840	Kabale District	253179	Kanjobe HC II	Health Center II	505024	Government	o/w PHC -NWR (Government)	4,525,290
840	Kabale District	253181	Kigata HC II	Health Center II	505023	Government	o/w PHC -NWR (Government)	4,525,290
840	Kabale District	253182	Kyanamira HC III	Health Center III	505012	Government	o/w PHC -NWR (Government)	9,050,579
840	Kabale District	253182	Kyanamira HC III	Health Center III	505012	Government	o/w PHC -NWR (Results-based)	8,601,186
840	Kabale District	253119	Muyumbu HC II	Health Center II	507087	Government	o/w PHC -NWR (Government)	4,525,290

Vote Code	Local Government	Cost Centre ID	Cost Centre Name	Cost Centre Type	Supplier Number	Ownership	Grant Title	2023/24 Approved Budget
840	Kabale District	253183	Nyabushabi HC II	Health Center II	505020	Government	o/w PHC -NWR (Government)	4,525,290
840	Kabale District	253162	Kasheregyenyi HC III	Health Center III	505031	Government	o/w PHC -NWR (Government)	9,050,579
840	Kabale District	253162	Kasheregyenyi HC III	Health Center III	505031	Government	o/w PHC -NWR (Results-based)	6,333,117
840	Kabale District	253163	Katenga HC II	Health Center II	505032	Government	o/w PHC -NWR (Government)	4,525,290
840	Kabale District	253164	Kicumbi HC II	Health Center II	505033	Government	o/w PHC -NWR (Government)	4,525,290
840	Kabale District	253116	Kisaasa HC II	Health Center II	505038	Government	o/w PHC -NWR (Government)	4,525,290
840	Kabale District	253165	Kyasano HC II	Health Center II	507090	Government	o/w PHC -NWR (Government)	4,525,290
840	Kabale District	253185	Kahondo HC III	Health Center III	505016	Government	o/w PHC -NWR (Government)	9,050,579
840	Kabale District	253185	Kahondo HC III	Health Center III	505016	Government	o/w PHC -NWR (Results-based)	4,284,883
840	Kabale District	253186	Karweru HC II	Health Center II	505021	Government	o/w PHC -NWR (Government)	4,525,290
840	Kabale District	253187	Kavu HC II	Health Center II	505013	Government	o/w PHC -NWR (Government)	4,525,290
840	Kabale District	253115	Kigarama HC II	Health Center II	505025	Government	o/w PHC -NWR (Government)	4,525,290
840	Kabale District	253188	Maziba HC II	Health Center II	505085	UCMB	o/w PHC -NWR (PNFP)	3,258,564
840	Kabale District	256113	Maziba HC IV	Health Center IV	124194	Government	o/w PHC -NWR (Government)	45,252,895
840	Kabale District	256113	Maziba HC IV	Health Center IV	124194	Government	o/w PHC -NWR (Results-based)	18,049,921
840	Kabale District	253184	Mukokye HC II	Health Center II	505080	UPMB	o/w PHC -NWR (PNFP)	3,258,564
840	Kabale District	253189	NyanjaHC II	Health Center II	505014	Government	o/w PHC -NWR (Government)	4,525,290
840	Kabale District	253190	RusikiziHC II	Health Center II	505015	Government	o/w PHC -NWR (Government)	4,525,290
840	Kabale District	253197	Karujanga HC III	Health Center III	505030	Government	o/w PHC -NWR (Government)	9,050,579
840	Kabale District	253197	Karujanga HC III	Health Center III	505030	Government	o/w PHC -NWR (Results-based)	3,415,026

Vote Code	Local Government	Cost Centre ID	Cost Centre Name	Cost Centre Type	Supplier Number	Ownership	Grant Title	2023/24 Approved Budget
840	Kabale District	253144	Kahungye HC II	Health Center II	507089	Government	o/w PHC -NWR (Government)	4,525,290
840	Kabale District	253198	Kitooma HC III	Health Center III	507091	Government	o/w PHC -NWR (Government)	9,050,579
840	Kabale District	253198	Kitooma HC III	Health Center III	507091	Government	o/w PHC -NWR (Results-based)	3,470,720
840	Kabale District	253196	Muguri HC II	Health Center II	505078	UPMB	o/w PHC -NWR (PNFP)	3,258,564
840	Kabale District	253141	Rubaya HC II	Health Center II	548315	UPMB	o/w PHC -NWR (PNFP)	3,258,564
840 Total								754,958,646
841	Kabarole District	253232	Iruhura Health Center	Health Center III	507111	Government	o/w PHC -NWR (Government)	15,613,718
841	Kabarole District	253232	Iruhura Health Center	Health Center III	507111	Government	o/w PHC -NWR (Results-based)	5,630,762
841	Kabarole District	253251	RUTEETE HC III	Health Center IV	506794	Government	o/w PHC -NWR (Government)	78,068,590
841	Kabarole District	253251	RUTEETE HC III	Health Center IV	506794	Government	o/w PHC -NWR (Results-based)	14,974,325
841	Kabarole District	272582	BWANIKA HC II	Health Center II	851420	Government	o/w PHC -NWR (Government)	7,806,859
841	Kabarole District	256850	Community Health Centre	Health Center II	505098	UOMB	o/w PHC -NWR (PNFP)	7,971,904
841	Kabarole District	253241	KICWAMBA HC III	Health Center III	505124	Government	o/w PHC -NWR (Government)	15,613,718
841	Kabarole District	253241	KICWAMBA HC III	Health Center III	505124	Government	o/w PHC -NWR (Results-based)	16,991,183
841	Kabarole District	253227	KITULI HC II	Health Center III	505123	Government	o/w PHC -NWR (Government)	15,613,718
841	Kabarole District	253227	KITULI HC II	Health Center III	505123	Government	o/w PHC -NWR (Results-based)	4,840,910
841	Kabarole District	253249	Nkuruba Health Cente	Health Center III	507113	UCMB	o/w PHC -NWR (PNFP)	15,943,807
841	Kabarole District	253249	Nkuruba Health Cente	Health Center III	507113	UCMB	o/w PHC -NWR (Results-based)	8,206,938
841	Kabarole District	253252	RURAMA HC II	Health Center II	505128	Government	o/w PHC -NWR (Government)	7,806,859
841	Kabarole District	253222	NSORRO HC II	Health Center II	506791	Government	o/w PHC -NWR (Government)	7,806,859

Vote Code	Local Government	Cost Centre ID	Cost Centre Name	Cost Centre Type	Supplier Number	Ownership	Grant Title	2023/24 Approved Budget
841	Kabarole District	253247	MUGUSU	Health Center III	506793	Government	o/w PHC -NWR (Government)	15,613,718
841	Kabarole District	253247	MUGUSU	Health Center III	506793	Government	o/w PHC -NWR (Results-based)	13,137,245
841	Kabarole District	253242	NYANTABOMA HC III	Health Center III	505125	Government	o/w PHC -NWR (Government)	15,613,718
841	Kabarole District	253242	NYANTABOMA HC III	Health Center III	505125	Government	o/w PHC -NWR (Results-based)	11,836,438
841	Kabarole District	272580	NYAKITOKOLI HC II	Health Center III	851423	Government	o/w PHC -NWR (Government)	15,613,718
841	Kabarole District	272580	NYAKITOKOLI HC II	Health Center III	851423	Government	o/w PHC -NWR (Results-based)	3,504,072
841	Kabarole District	253223	KABENDE HC III	Health Center III	505120	Government	o/w PHC -NWR (Government)	15,613,718
841	Kabarole District	253223	KABENDE HC III	Health Center III	505120	Government	o/w PHC -NWR (Results-based)	12,724,233
841	Kabarole District	272583	KASESENGE HC II	Health Center II	851421	Government	o/w PHC -NWR (Government)	7,806,859
841	Kabarole District	253233	KASENDA HC III	Health Center III	505127	Government	o/w PHC -NWR (Government)	15,613,718
841	Kabarole District	253233	KASENDA HC III	Health Center III	505127	Government	o/w PHC -NWR (Results-based)	11,917,414
841	Kabarole District	253248	NYABUSWA	Health Center III	505126	Government	o/w PHC -NWR (Government)	15,613,718
841	Kabarole District	253248	NYABUSWA	Health Center III	505126	Government	o/w PHC -NWR (Results-based)	7,658,349
841	Kabarole District	253220	KASWA HC III	Health Center III	505118	Government	o/w PHC -NWR (Government)	15,613,718
841	Kabarole District	253220	KASWA HC III	Health Center III	505118	Government	o/w PHC -NWR (Results-based)	11,278,129
841	Kabarole District	253221	KIDUBULI HC III	Health Center II	505119	Government	o/w PHC -NWR (Government)	7,806,859
841	Kabarole District	272581	KIRERE HC II	Health Center II	851422	Government	o/w PHC -NWR (Government)	7,806,859
841	Kabarole District	253224	KAHANGI HC II	Health Center II	505121	Government	o/w PHC -NWR (Government)	7,806,859
841	Kabarole District	253225	KIJURA HC III	Health Center III	505122	Government	o/w PHC -NWR (Government)	15,613,718
841	Kabarole District	253225	KIJURA HC III	Health Center III	505122	Government	o/w PHC -NWR (Results-based)	14,505,420

Vote Code	Local Government	Cost Centre ID	Cost Centre Name	Cost Centre Type	Supplier Number	Ownership	Grant Title	2023/24 Approved Budget
841 Total								465,588,631
842	Kaberamaido District	253258	ALWA HEALTH CENTER III	Health Center III	506449	Government	o/w PHC -NWR (Government)	30,537,620
842	Kaberamaido District	253258	ALWA HEALTH CENTER III	Health Center III	506449	Government	o/w PHC -NWR (Results-based)	22,875,752
842	Kaberamaido District	253266	Kaberamaido Catholic mission HC III	Health Center III	0	UCMB	o/w PHC -NWR (PNFP)	11,948,124
842	Kaberamaido District	253266	Kaberamaido Catholic mission HC III	Health Center III	0	UCMB	o/w PHC -NWR (Results-based)	8,044,113
842	Kaberamaido District	253265	KABERAMAIDO CHURCH OF UGANDA HEALTH CENTRE II	Health Center II	556981	UPMB	o/w PHC -NWR (PNFP)	5,978,000
842	Kaberamaido District	256122	Kaberamaido General Hospital	Hospital	506453	Government	o/w PHC Hospital -NWR (Government)	361,366,757
842	Kaberamaido District	253271	OCHERO HEALTH CENTRE III	Health Center III	548069	Government	o/w PHC -NWR (Government)	30,537,620
842	Kaberamaido District	253271	OCHERO HEALTH CENTRE III	Health Center III	548069	Government	o/w PHC -NWR (Results-based)	33,887,437
842	Kaberamaido District	253264	ABIRABIRA HEALTH CENTER II	Health Center II	507183	Government	o/w PHC -NWR (Government)	15,268,810
842	Kaberamaido District	272482	APERIKIRA HC III	Health Center III	0	Government	o/w PHC -NWR (Government)	30,537,620
842	Kaberamaido District	272482	APERIKIRA HC III	Health Center III	0	Government	o/w PHC -NWR (Results-based)	14,781,415
842	Kaberamaido District	253272	KABUREPOLI HEALTH CENTER II	Health Center II	506452	Government	o/w PHC -NWR (Government)	15,268,810
842	Kaberamaido District	253269	KOBULUBULU HEALTH CENTER III	Health Center III	506448	Government	o/w PHC -NWR (Government)	30,537,620
842	Kaberamaido District	253269	KOBULUBULU HEALTH CENTER III	Health Center III	506448	Government	o/w PHC -NWR (Results-based)	18,682,190
842	Kaberamaido District	253270	MUREM HEALTH CENTER II	Health Center II	507184	Government	o/w PHC -NWR (Government)	15,268,810
842 Total								645,520,696
843	Kagadi District	255889	BANYATEREZA SIST KINYARU	Health Center III	505180	UCMB	o/w PHC -NWR (PNFP)	15,838,345
843	Kagadi District	255889	BANYATEREZA SIST KINYARU	Health Center III	505180	UCMB	o/w PHC -NWR (Results-based)	23,858,638
843	Kagadi District	253583	GALIBOLEKA HC II	Health Center II	506811	Government	o/w PHC -NWR (Government)	17,943,612

Vote Code	Local Government	Cost Centre ID	Cost Centre Name	Cost Centre Type	Supplier Number	Ownership	Grant Title	2023/24 Approved Budget
843	Kagadi District	253571	ISUNGA HC III	Health Center III	505188	Government	o/w PHC -NWR (Government)	35,887,224
843	Kagadi District	253571	ISUNGA HC III	Health Center III	505188	Government	o/w PHC -NWR (Results-based)	31,895,450
843	Kagadi District	256150	KAGADI HOSPITAL	Hospital	505208	Government	o/w PHC Hospital -NWR (Government)	524,645,967
843	Kagadi District	255888	KAHUNDE SUBDISPENSARY II	Health Center III	505170	UCMB	o/w PHC -NWR (PNFP)	15,838,345
843	Kagadi District	255888	KAHUNDE SUBDISPENSARY II	Health Center III	505170	UCMB	o/w PHC -NWR (Results-based)	14,080,302
843	Kagadi District	253567	KIRYANGA HC III	Health Center III	505185	Government	o/w PHC -NWR (Government)	35,887,224
843	Kagadi District	253567	KIRYANGA HC III	Health Center III	505185	Government	o/w PHC -NWR (Results-based)	28,384,939
843	Kagadi District	253591	KYABASARA HC II	Health Center III	505189	Government	o/w PHC -NWR (Government)	35,887,224
843	Kagadi District	253591	KYABASARA HC II	Health Center III	505189	Government	o/w PHC -NWR (Results-based)	22,121,297
843	Kagadi District	253577	KYAMASEGA HC II	Health Center II	506812	Government	o/w PHC -NWR (Government)	17,943,612
843	Kagadi District	253576	MABAALÉ HC III	Health Center III	505183	Government	o/w PHC -NWR (Government)	35,887,224
843	Kagadi District	253576	MABAALÉ HC III	Health Center III	505183	Government	o/w PHC -NWR (Results-based)	16,128,855
843	Kagadi District	253581	MPEEFU HC III KASOJO	Health Center III	505184	Government	o/w PHC -NWR (Government)	35,887,224
843	Kagadi District	253581	MPEEFU HC III KASOJO	Health Center III	505184	Government	o/w PHC -NWR (Results-based)	53,537,352
843	Kagadi District	253580	MPEEFU HEALTH UNIT	Health Center III	505187	Government	o/w PHC -NWR (Government)	35,887,224
843	Kagadi District	253580	MPEEFU HEALTH UNIT	Health Center III	505187	Government	o/w PHC -NWR (Results-based)	7,952,399
843	Kagadi District	255891	MUHORRO HC III	Health Center III	505181	PNFP	o/w PHC -NWR (PNFP)	15,838,345
843	Kagadi District	255891	MUHORRO HC III	Health Center III	505181	PNFP	o/w PHC -NWR (Results-based)	8,294,886
843	Kagadi District	253584	MUHORRO HU	Health Center III	505206	Government	o/w PHC -NWR (Government)	35,887,224
843	Kagadi District	253584	MUHORRO HU	Health Center III	505206	Government	o/w PHC -NWR (Results-based)	23,228,200

Vote Code	Local Government	Cost Centre ID	Cost Centre Name	Cost Centre Type	Supplier Number	Ownership	Grant Title	2023/24 Approved Budget
843	Kagadi District	272483	MUHORRO KABUGA HC III	Health Center III	846426	Government	o/w PHC -NWR (Government)	35,887,224
843	Kagadi District	272483	MUHORRO KABUGA HC III	Health Center III	846426	Government	o/w PHC -NWR (Results-based)	5,042,869
843	Kagadi District	253593	RUGASHALI HC III	Health Center III	505186	Government	o/w PHC -NWR (Government)	35,887,224
843	Kagadi District	253593	RUGASHALI HC III	Health Center III	505186	Government	o/w PHC -NWR (Results-based)	23,508,233
843	Kagadi District	253575	MUGALIIKE HC II	Health Center II	505193	Government	o/w PHC -NWR (Government)	17,943,612
843	Kagadi District	253574	MUGALIKE HC III	Health Center III	505179	UCMB	o/w PHC -NWR (PNFP)	15,838,345
843	Kagadi District	253574	MUGALIKE HC III	Health Center III	505179	UCMB	o/w PHC -NWR (Results-based)	14,319,635
843	Kagadi District	273889	kabamba HC II	Health Center II	0	Government	o/w PHC -NWR (Government)	17,943,612
843	Kagadi District	274044	Kabamba HC III	Health Center III	0	Government	o/w PHC -NWR (Government)	35,887,224
843	Kagadi District	274044	Kabamba HC III	Health Center III	0	Government	o/w PHC -NWR (Results-based)	22,121,297
843	Kagadi District	253572	KYATEREKERA HC III	Health Center III	505192	Government	o/w PHC -NWR (Government)	35,887,224
843	Kagadi District	253572	KYATEREKERA HC III	Health Center III	505192	Government	o/w PHC -NWR (Results-based)	20,628,717
843	Kagadi District	253562	BWIKARA HC III	Health Center III	506810	Government	o/w PHC -NWR (Government)	35,887,224
843	Kagadi District	253562	BWIKARA HC III	Health Center III	506810	Government	o/w PHC -NWR (Results-based)	41,334,896
843	Kagadi District	253586	NDAIGA HC II	Health Center II	505191	Government	o/w PHC -NWR (Government)	17,943,612
843	Kagadi District	253560	BURORA HC II	Health Center III	548340	Government	o/w PHC -NWR (Government)	35,887,224
843	Kagadi District	253560	BURORA HC II	Health Center III	548340	Government	o/w PHC -NWR (Results-based)	8,944,319
843	Kagadi District	273168	kyakabadiima HC II	Health Center II	0	Government	o/w PHC -NWR (Government)	17,943,612
843	Kagadi District	253570	KYAKABADIMA HC II	Health Center III	505190	Government	o/w PHC -NWR (Government)	35,887,224
843	Kagadi District	253570	KYAKABADIMA HC II	Health Center III	505190	Government	o/w PHC -NWR (Results-based)	7,437,567

Vote Code	Local Government	Cost Centre ID	Cost Centre Name	Cost Centre Type	Supplier Number	Ownership	Grant Title	2023/24 Approved Budget
843								1,570,902,003
Total								
844	Kakumiro District	255895	BUKUMI HC II	Health Center II	506807	UCMB	o/w PHC -NWR (PNFP)	11,612,066
844	Kakumiro District	253587	KABUUBWA HU	Health Center III	505201	Government	o/w PHC -NWR (Government)	29,769,380
844	Kakumiro District	253587	KABUUBWA HU	Health Center III	505201	Government	o/w PHC -NWR (Results-based)	4,968,767
844	Kakumiro District	256149	KAKUMIROHU	Health Center IV	505195	Government	o/w PHC -NWR (Government)	148,846,898
844	Kakumiro District	256149	KAKUMIROHU	Health Center IV	505195	Government	o/w PHC -NWR (Results-based)	101,256,517
844	Kakumiro District	253557	KITAIHUKA HU	Health Center III	505204	Government	o/w PHC -NWR (Government)	29,769,380
844	Kakumiro District	253557	KITAIHUKA HU	Health Center III	505204	Government	o/w PHC -NWR (Results-based)	4,719,327
844	Kakumiro District	253589	MUKOORA HEALTH UNIT	Health Center II	505200	Government	o/w PHC -NWR (Government)	14,884,690
844	Kakumiro District	253585	NALWEYO HU	Health Center III	506818	Government	o/w PHC -NWR (Government)	29,769,380
844	Kakumiro District	253585	NALWEYO HU	Health Center III	506818	Government	o/w PHC -NWR (Results-based)	31,110,649
844	Kakumiro District	253588	NKOOKO HEALTH UNIT	Health Center III	505202	Government	o/w PHC -NWR (Government)	29,769,380
844	Kakumiro District	253588	NKOOKO HEALTH UNIT	Health Center III	505202	Government	o/w PHC -NWR (Results-based)	30,771,708
844	Kakumiro District	253568	MASAKA HU	Health Center III	505205	Government	o/w PHC -NWR (Government)	29,769,380
844	Kakumiro District	253568	MASAKA HU	Health Center III	505205	Government	o/w PHC -NWR (Results-based)	7,118,184
844	Kakumiro District	255898	MPASAANA HC II	Health Center II	505169	UCMB	o/w PHC -NWR (PNFP)	11,612,066
844	Kakumiro District	253569	KISIITA HU	Health Center III	506816	Government	o/w PHC -NWR (Government)	29,769,380
844	Kakumiro District	253569	KISIITA HU	Health Center III	506816	Government	o/w PHC -NWR (Results-based)	32,286,012
844	Kakumiro District	274004	MPASAANA HC III	Health Center III	1018119	Government	o/w PHC -NWR (Government)	29,769,380
844	Kakumiro District	274004	MPASAANA HC III	Health Center III	1018119	Government	o/w PHC -NWR (Results-based)	20,336,964

Vote Code	Local Government	Cost Centre ID	Cost Centre Name	Cost Centre Type	Supplier Number	Ownership	Grant Title	2023/24 Approved Budget
844	Kakumiro District	272937	Mwitanzige HC III	Health Center III	944737	Government	o/w PHC -NWR (Government)	29,769,380
844	Kakumiro District	272937	Mwitanzige HC III	Health Center III	944737	Government	o/w PHC -NWR (Results-based)	13,140,418
844	Kakumiro District	255897	BETANIA H C II	Health Center II	505174	UPMB	o/w PHC -NWR (PNFP)	11,612,066
844	Kakumiro District	273990	kakindo HC III	Health Center III	0	Government	o/w PHC -NWR (Government)	29,769,380
844	Kakumiro District	273990	kakindo HC III	Health Center III	0	Government	o/w PHC -NWR (Results-based)	20,336,964
844	Kakumiro District	256152	KAKINDO HU	Health Center IV	505199	Government	o/w PHC -NWR (Government)	148,846,898
844	Kakumiro District	256152	KAKINDO HU	Health Center IV	505199	Government	o/w PHC -NWR (Results-based)	82,451,043
844	Kakumiro District	255896	ST MARYS HC III KAKINDO	Health Center III	505178	UCMB	o/w PHC -NWR (PNFP)	23,224,132
844	Kakumiro District	255896	ST MARYS HC III KAKINDO	Health Center III	505178	UCMB	o/w PHC -NWR (Results-based)	21,468,737
844	Kakumiro District	253563	KIGANDO HC II	Health Center III	505198	Government	o/w PHC -NWR (Government)	29,769,380
844	Kakumiro District	253563	KIGANDO HC II	Health Center III	505198	Government	o/w PHC -NWR (Results-based)	5,575,854
844	Kakumiro District	253564	KASAMBYA HU	Health Center III	548323	Government	o/w PHC -NWR (Government)	29,769,380
844	Kakumiro District	253564	KASAMBYA HU	Health Center III	548323	Government	o/w PHC -NWR (Results-based)	27,853,309
844	Kakumiro District	253556	BIREMBO SUBCOUNTY GENERAL FUND	Health Center III	505207	Government	o/w PHC -NWR (Government)	29,769,380
844	Kakumiro District	253556	BIREMBO SUBCOUNTY GENERAL FUND	Health Center III	505207	Government	o/w PHC -NWR (Results-based)	9,390,653
844	Kakumiro District	253561	KYABASAIJJA HU	Health Center III	506814	Government	o/w PHC -NWR (Government)	29,769,380
844	Kakumiro District	253561	KYABASAIJJA HU	Health Center III	506814	Government	o/w PHC -NWR (Results-based)	17,993,285
844	Kakumiro District	253558	IGAYAZA HC III	Health Center III	506817	Government	o/w PHC -NWR (Government)	29,769,380
844	Kakumiro District	253558	IGAYAZA HC III	Health Center III	506817	Government	o/w PHC -NWR (Results-based)	28,855,067
844	Kakumiro District	255894	NCWANGA HC II	Health Center II	505171	UPMB	o/w PHC -NWR (PNFP)	11,612,066

Vote Code	Local Government	Cost Centre ID	Cost Centre Name	Cost Centre Type	Supplier Number	Ownership	Grant Title	2023/24 Approved Budget
844	Kakumiro District	272553	KISEGWE HC III	Health Center III	967854	Government	o/w PHC -NWR (Government)	29,769,380
844	Kakumiro District	272553	KISEGWE HC III	Health Center III	967854	Government	o/w PHC -NWR (Results-based)	13,049,211
844 Total								1,301,474,245
845	Kalaki District	256123	Lwala Hospital delegated Fund	Hospital	507185	UCMB	o/w PHC Hospital -NWR (PNFP)	307,593,209
845	Kalaki District	253257	OTUBOI HEALTH CENTER III	Health Center III	506446	Government	o/w PHC -NWR (Government)	17,213,030
845	Kalaki District	253257	OTUBOI HEALTH CENTER III	Health Center III	506446	Government	o/w PHC -NWR (Results-based)	16,740,961
845	Kalaki District	253260	APAPAI HEALTH CENTER II	Health Center III	506451	Government	o/w PHC -NWR (Government)	17,213,030
845	Kalaki District	253260	APAPAI HEALTH CENTER II	Health Center III	506451	Government	o/w PHC -NWR (Results-based)	9,502,428
845	Kalaki District	253267	KAKURE HEALTH CENTRE II	Health Center II	506450	Government	o/w PHC -NWR (Government)	8,606,515
845	Kalaki District	253262	BULULU HEALTH CENTER III	Health Center III	548065	Government	o/w PHC -NWR (Government)	17,213,030
845	Kalaki District	253262	BULULU HEALTH CENTER III	Health Center III	548065	Government	o/w PHC -NWR (Results-based)	13,454,509
845	Kalaki District	253263	OCHELAKUR HEALTH CENTRE II	Health Center II	548067	Government	o/w PHC -NWR (Government)	8,606,515
845	Kalaki District	253259	ANYARA HEALTH CENTER III	Health Center III	506447	Government	o/w PHC -NWR (Government)	17,213,030
845	Kalaki District	253259	ANYARA HEALTH CENTER III	Health Center III	506447	Government	o/w PHC -NWR (Results-based)	20,505,722
845	Kalaki District	253268	KALAKI HC IV	Health Center IV	507182	Government	o/w PHC -NWR (Government)	86,065,152
845	Kalaki District	253268	KALAKI HC IV	Health Center IV	507182	Government	o/w PHC -NWR (Results-based)	21,709,123
845 Total								561,636,257
846	Kalangala District	253286	BUMANGI HC PHC	Health Center III	506311	UCMB	o/w PHC -NWR (PNFP)	10,221,540
846	Kalangala District	253286	BUMANGI HC PHC	Health Center III	506311	UCMB	o/w PHC -NWR (Results-based)	3,628,226
846	Kalangala District	253282	BWENDERO HC PHC	Health Center III	506307	Government	o/w PHC -NWR (Government)	11,185,213

Vote Code	Local Government	Cost Centre ID	Cost Centre Name	Cost Centre Type	Supplier Number	Ownership	Grant Title	2023/24 Approved Budget
846	Kalangala District	253282	BWENDERO HC PHC	Health Center III	506307	Government	o/w PHC -NWR (Results-based)	6,836,664
846	Kalangala District	256124	KALANGALA HC PHC	Health Center IV	507250	Government	o/w PHC -NWR (Government)	55,926,066
846	Kalangala District	256124	KALANGALA HC PHC	Health Center IV	507250	Government	o/w PHC -NWR (Results-based)	25,636,903
846	Kalangala District	253276	KASEKULO	Health Center II	0	Government	o/w PHC -NWR (Government)	5,592,607
846	Kalangala District	253285	MUGOYE HC PHC	Health Center III	507252	Government	o/w PHC -NWR (Government)	11,185,213
846	Kalangala District	253285	MUGOYE HC PHC	Health Center III	507252	Government	o/w PHC -NWR (Results-based)	6,650,673
846	Kalangala District	253283	MULABANA HC PHC	Health Center II	507253	Government	o/w PHC -NWR (Government)	5,592,607
846	Kalangala District	253277	Ssese Island African Aids Project	Health Center II	0	PNFP	o/w PHC -NWR (PNFP)	5,110,770
846	Kalangala District	256125	BUKASA HC PHC (HC IV)	Health Center IV	506303	Government	o/w PHC -NWR (Government)	55,926,066
846	Kalangala District	256125	BUKASA HC PHC (HC IV)	Health Center IV	506303	Government	o/w PHC -NWR (Results-based)	10,007,535
846	Kalangala District	253274	LUJJABWA ISLANDS HC PHC	Health Center II	506310	Government	o/w PHC -NWR (Government)	5,592,607
846	Kalangala District	253284	MAZINGA HC PHC	Health Center III	506304	Government	o/w PHC -NWR (Government)	11,185,213
846	Kalangala District	253284	MAZINGA HC PHC	Health Center III	506304	Government	o/w PHC -NWR (Results-based)	3,468,679
846	Kalangala District	253278	Bubeke HC PHC	Health Center III	507251	Government	o/w PHC -NWR (Government)	11,185,213
846	Kalangala District	253278	Bubeke HC PHC	Health Center III	507251	Government	o/w PHC -NWR (Results-based)	6,359,648
846	Kalangala District	253279	JAANA HC PHC	Health Center II	506308	Government	o/w PHC -NWR (Government)	5,592,607
846	Kalangala District	253280	BUFUMIRA HC PHC	Health Center III	506305	Government	o/w PHC -NWR (Government)	11,185,213
846	Kalangala District	253280	BUFUMIRA HC PHC	Health Center III	506305	Government	o/w PHC -NWR (Results-based)	5,872,144
846	Kalangala District	253275	KACHANGA ISLANDS HC PHC	Health Center II	506309	Government	o/w PHC -NWR (Government)	5,592,607
846	Kalangala District	253281	LULAMBA HC PHC	Health Center III	506306	Government	o/w PHC -NWR (Government)	11,185,213

Vote Code	Local Government	Cost Centre ID	Cost Centre Name	Cost Centre Type	Supplier Number	Ownership	Grant Title	2023/24 Approved Budget
846	Kalangala District	253281	LULAMBA HC PHC	Health Center III	506306	Government	o/w PHC -NWR (Results-based)	5,714,273
846 Total								296,433,502
847	Kaliro District	254856	KALIRO Flep Health Centre II	Health Center II	504809	UPMB	o/w PHC -NWR (PNFP)	8,364,632
847	Kaliro District	254857	KALIRO T/C Health Centre II	Health Center II	504807	Government	o/w PHC -NWR (Government)	14,199,065
847	Kaliro District	254862	NAMWIWA Health Centre III	Health Center III	507124	Government	o/w PHC -NWR (Government)	28,398,129
847	Kaliro District	254862	NAMWIWA Health Centre III	Health Center III	507124	Government	o/w PHC -NWR (Results-based)	27,210,270
847	Kaliro District	254864	NAWAIKOKE Health Centre III	Health Center III	504802	Government	o/w PHC -NWR (Government)	28,398,129
847	Kaliro District	254864	NAWAIKOKE Health Centre III	Health Center III	504802	Government	o/w PHC -NWR (Results-based)	25,867,409
847	Kaliro District	254850	ST. FRANCIS BUDINI HEALTH CENTRE	Health Center III	504810	UCMB	o/w PHC -NWR (PNFP)	16,729,265
847	Kaliro District	254850	ST. FRANCIS BUDINI HEALTH CENTRE	Health Center III	504810	UCMB	o/w PHC -NWR (Results-based)	11,372,374
847	Kaliro District	254851	BUDOMERO Health Centre II	Health Center III	507125	Government	o/w PHC -NWR (Government)	28,398,129
847	Kaliro District	254851	BUDOMERO Health Centre II	Health Center III	507125	Government	o/w PHC -NWR (Results-based)	14,184,645
847	Kaliro District	272536	KISINDA HC II	Health Center II	861509	Government	o/w PHC -NWR (Government)	14,199,065
847	Kaliro District	254861	BUYINDA Health Centre II	Health Center III	504804	Government	o/w PHC -NWR (Government)	28,398,129
847	Kaliro District	254861	BUYINDA Health Centre II	Health Center III	504804	Government	o/w PHC -NWR (Results-based)	13,163,007
847	Kaliro District	254859	KASOKWE Health Centre II	Health Center III	504805	Government	o/w PHC -NWR (Government)	28,398,129
847	Kaliro District	254859	KASOKWE Health Centre II	Health Center III	504805	Government	o/w PHC -NWR (Results-based)	8,945,522
847	Kaliro District	254854	BUYUGE HEALTH UNIT	Health Center II	504812	UPMB	o/w PHC -NWR (PNFP)	8,364,632
847	Kaliro District	254855	GADUMIRE Health Centre III	Health Center III	504803	Government	o/w PHC -NWR (Government)	28,398,129
847	Kaliro District	254855	GADUMIRE Health Centre III	Health Center III	504803	Government	o/w PHC -NWR (Results-based)	12,858,427

Vote Code	Local Government	Cost Centre ID	Cost Centre Name	Cost Centre Type	Supplier Number	Ownership	Grant Title	2023/24 Approved Budget
847	Kaliro District	256261	BUMANYA Health Centre IV	Health Center IV	504800	Government	o/w PHC -NWR (Government)	141,990,647
847	Kaliro District	256261	BUMANYA Health Centre IV	Health Center IV	504800	Government	o/w PHC -NWR (Results-based)	52,172,494
847	Kaliro District	254853	KYANI Health Centre II	Health Center II	504808	Government	o/w PHC -NWR (Government)	14,199,065
847	Kaliro District	254852	NABIGWALI HEALTH UNIT	Health Center II	504811	UPMB	o/w PHC -NWR (PNFP)	8,364,632
847	Kaliro District	254860	NABIKOOLI Health Centre II	Health Center II	504806	Government	o/w PHC -NWR (Government)	14,199,065
847	Kaliro District	254858	NAMUGONGO Health Centre III	Health Center III	504801	Government	o/w PHC -NWR (Government)	28,398,129
847	Kaliro District	254858	NAMUGONGO Health Centre III	Health Center III	504801	Government	o/w PHC -NWR (Results-based)	16,668,130
847	Kaliro District	254865	NAWAMPITI Health Centre II	Health Center III	507126	Government	o/w PHC -NWR (Government)	28,398,129
847	Kaliro District	254865	NAWAMPITI Health Centre II	Health Center III	507126	Government	o/w PHC -NWR (Results-based)	23,045,158
847 Total								673,282,541
848	Kalungu District	256327	BUKULULA HEALTH CENTRE IV(HSD)	Health Center IV	506124	Government	o/w PHC -NWR (Government)	82,620,507
848	Kalungu District	256327	BUKULULA HEALTH CENTRE IV(HSD)	Health Center IV	506124	Government	o/w PHC -NWR (Results-based)	39,678,930
848	Kalungu District	255581	KALUNGU HEALTH CENTRE III	Health Center III	506129	Government	o/w PHC -NWR (Government)	16,524,101
848	Kalungu District	255581	KALUNGU HEALTH CENTRE III	Health Center III	506129	Government	o/w PHC -NWR (Results-based)	13,197,283
848	Kalungu District	255595	KITI HEALTH CENTRE III	Health Center III	506128	Government	o/w PHC -NWR (Government)	16,524,101
848	Kalungu District	255595	KITI HEALTH CENTRE III	Health Center III	506128	Government	o/w PHC -NWR (Results-based)	9,366,486
848	Kalungu District	256326	KYAMULIBWA HEALTH CENTRE IV	Health Center IV	506136	UCMB	o/w PHC -NWR (PNFP)	13,284,580
848	Kalungu District	256326	KYAMULIBWA HEALTH CENTRE IV	Health Center IV	506136	UCMB	o/w PHC -NWR (Results-based)	25,859,640
848	Kalungu District	255582	KYAMULIBWA HEALTH CENTREIII	Health Center III	506130	Government	o/w PHC -NWR (Government)	16,524,101
848	Kalungu District	255582	KYAMULIBWA HEALTH CENTREIII	Health Center III	506130	Government	o/w PHC -NWR (Results-based)	11,604,930

Vote Code	Local Government	Cost Centre ID	Cost Centre Name	Cost Centre Type	Supplier Number	Ownership	Grant Title	2023/24 Approved Budget
848	Kalungu District	255583	WELLSPRING CHILDREN MEDICAL CEN	Health Center II	506137	UPMB	o/w PHC -NWR (PNFP)	3,321,145
848	Kalungu District	255578	KASAMBYA HEALTH CENTRE III	Health Center III	505203	Government	o/w PHC -NWR (Government)	16,524,101
848	Kalungu District	255578	KASAMBYA HEALTH CENTRE III	Health Center III	505203	Government	o/w PHC -NWR (Results-based)	11,120,795
848	Kalungu District	255580	KIGAAJU HEALTH CENTRE II	Health Center II	506127	Government	o/w PHC -NWR (Government)	8,262,051
848	Kalungu District	255585	KIRAGGA HEALTH CENTRE III	Health Center III	506126	Government	o/w PHC -NWR (Government)	16,524,101
848	Kalungu District	255585	KIRAGGA HEALTH CENTRE III	Health Center III	506126	Government	o/w PHC -NWR (Results-based)	10,533,355
848	Kalungu District	255574	ST MONICA BIRONGO HC III	Health Center III	506140	UCMB	o/w PHC -NWR (PNFP)	6,642,290
848	Kalungu District	255574	ST MONICA BIRONGO HC III	Health Center III	506140	UCMB	o/w PHC -NWR (Results-based)	10,038,989
848	Kalungu District	255594	KALUNGI HEALTH CENTRE III	Health Center III	506134	UPMB	o/w PHC -NWR (PNFP)	6,642,290
848	Kalungu District	255594	KALUNGI HEALTH CENTRE III	Health Center III	506134	UPMB	o/w PHC -NWR (Results-based)	3,164,890
848	Kalungu District	255584	LUKAYA HEALTH CENTRE III	Health Center III	506125	Government	o/w PHC -NWR (Government)	16,524,101
848	Kalungu District	255584	LUKAYA HEALTH CENTRE III	Health Center III	506125	Government	o/w PHC -NWR (Results-based)	15,957,507
848	Kalungu District	255600	BWANDA HEALTH CENTRE EYECARE	Health Center II	507147	UCMB	o/w PHC -NWR (PNFP)	3,321,145
848	Kalungu District	255575	KABUKUNGE MUSLIM HEALTH CENTRE	Health Center II	507148	UMMB	o/w PHC -NWR (PNFP)	3,321,145
848	Kalungu District	255599	KABUNGO HEALTH CENTRE III	Health Center III	506135	UPMB	o/w PHC -NWR (PNFP)	6,642,290
848	Kalungu District	255599	KABUNGO HEALTH CENTRE III	Health Center III	506135	UPMB	o/w PHC -NWR (Results-based)	4,567,236
848	Kalungu District	255577	NABUTONGWA HEALTH CENTRE III	Health Center II	506132	Government	o/w PHC -NWR (Government)	8,262,051
848	Kalungu District	256329	VILLA MARIA HOSPITAL	Hospital	27090	UCMB	o/w PHC Hospital -NWR (PNFP)	433,394,426
848	Kalungu District	255573	KABAALE HEALTH CENTRE III	Health Center III	506131	Government	o/w PHC -NWR (Government)	16,524,101
848	Kalungu District	255573	KABAALE HEALTH CENTRE III	Health Center III	506131	Government	o/w PHC -NWR (Results-based)	7,762,743

Vote Code	Local Government	Cost Centre ID	Cost Centre Name	Cost Centre Type	Supplier Number	Ownership	Grant Title	2023/24 Approved Budget
848	Kalungu District	255586	KIGASA HEALTHCENTRE II	Health Center II	506133	Government	o/w PHC -NWR (Government)	8,262,051
848 Total								862,497,461
849	Kamuli District	253314	BUDHATEMWA HEALTH UNIT	Health Center III	505159	UPMB	o/w PHC -NWR (PNFP)	10,620,520
849	Kamuli District	253314	BUDHATEMWA HEALTH UNIT	Health Center III	505159	UPMB	o/w PHC -NWR (Results-based)	17,590,821
849	Kamuli District	253303	BULOPAHEALTH CENTRE III	Health Center III	505141	Government	o/w PHC -NWR (Government)	21,361,038
849	Kamuli District	253303	BULOPAHEALTH CENTRE III	Health Center III	505141	Government	o/w PHC -NWR (Results-based)	18,316,245
849	Kamuli District	253319	BULUYA HEALTH CENTRE II	Health Center II	505133	Government	o/w PHC -NWR (Government)	10,680,519
849	Kamuli District	253302	BUWOYA HEALTH CENTRE II	Health Center II	505139	Government	o/w PHC -NWR (Government)	10,680,519
849	Kamuli District	256127	KAMULI DISTRICT GOVERNMENT HOS	Hospital	505167	Government	o/w PHC Hospital -NWR (Government)	547,875,496
849	Kamuli District	256128	KAMULIMISSIION HOSPDEV	Hospital	505168	UCMB	o/w PHC Hospital -NWR (PNFP)	289,284,444
849	Kamuli District	253296	KIIGE HEALTH CENTRE II	Health Center II	505154	Government	o/w PHC -NWR (Government)	10,680,519
849	Kamuli District	253316	KITAYUNJWA HEALTH CENTRE III	Health Center III	505140	Government	o/w PHC -NWR (Government)	21,361,038
849	Kamuli District	253316	KITAYUNJWA HEALTH CENTRE III	Health Center III	505140	Government	o/w PHC -NWR (Results-based)	12,348,951
849	Kamuli District	253312	KIYUNGA BUKAKANDE HEALTH CENTR	Health Center II	505135	Government	o/w PHC -NWR (Government)	10,680,519
849	Kamuli District	253334	LUZINGA HEALTH UNIT	Health Center II	506806	UPMB	o/w PHC -NWR (PNFP)	5,310,260
849	Kamuli District	253321	NABIRAMA HEALTH CENTRE II	Health Center II	505147	Government	o/w PHC -NWR (Government)	10,680,519
849	Kamuli District	253322	NABIRUMBA HEALTH CENTRE III	Health Center III	505151	Government	o/w PHC -NWR (Government)	21,361,038
849	Kamuli District	253322	NABIRUMBA HEALTH CENTRE III	Health Center III	505151	Government	o/w PHC -NWR (Results-based)	19,541,313
849	Kamuli District	253317	NAMISAMBYA HEALTH UNIT	Health Center II	505166	UPMB	o/w PHC -NWR (PNFP)	5,310,260
849	Kamuli District	256908	Nankandulo HC IV	Health Center IV	506795	Government	o/w PHC -NWR (Government)	106,805,191

Vote Code	Local Government	Cost Centre ID	Cost Centre Name	Cost Centre Type	Supplier Number	Ownership	Grant Title	2023/24 Approved Budget
849	Kamuli District	256908	Nankandulo HC IV	Health Center IV	506795	Government	o/w PHC -NWR (Results-based)	36,715,350
849	Kamuli District	253300	KASAMBIRA HEALTH CENTRE II	Health Center II	505136	Government	o/w PHC -NWR (Government)	10,680,519
849	Kamuli District	253294	KAWAGA HEALTH CENTRE II	Health Center II	506800	Government	o/w PHC -NWR (Government)	10,680,519
849	Kamuli District	253295	KIBUYE HEALTH CENTRE II	Health Center II	505153	Government	o/w PHC -NWR (Government)	10,680,519
849	Kamuli District	253298	NAMAIRA HEALTH CENTRE II	Health Center II	505155	Government	o/w PHC -NWR (Government)	10,680,519
849	Kamuli District	253293	KASOLWE HEALTH CENTRE II	Health Center II	505152	Government	o/w PHC -NWR (Government)	10,680,519
849	Kamuli District	256852	LUZINGA HEALTH CENTRE II	Health Center II	505137	Government	o/w PHC -NWR (Government)	10,680,519
849	Kamuli District	253329	BUPADHENGO HEALTH CENTRE III	Health Center III	505131	Government	o/w PHC -NWR (Government)	21,361,038
849	Kamuli District	253329	BUPADHENGO HEALTH CENTRE III	Health Center III	505131	Government	o/w PHC -NWR (Results-based)	19,805,690
849	Kamuli District	253326	KINAWAMPERE HEALTH CENTRE II	Health Center II	505145	Government	o/w PHC -NWR (Government)	10,680,519
849	Kamuli District	253327	KYEEYA HEALTH CENTRE II	Health Center III	505146	Government	o/w PHC -NWR (Government)	21,361,038
849	Kamuli District	253327	KYEEYA HEALTH CENTRE II	Health Center III	505146	Government	o/w PHC -NWR (Results-based)	5,069,113
849	Kamuli District	253291	BALAWOLI HEALTH CENTRE III	Health Center III	505150	Government	o/w PHC -NWR (Government)	21,361,038
849	Kamuli District	253291	BALAWOLI HEALTH CENTRE III	Health Center III	505150	Government	o/w PHC -NWR (Results-based)	17,503,319
849	Kamuli District	253287	BUGEYWA HEALTH UNIT	Health Center III	506803	UPMB	o/w PHC -NWR (PNFP)	10,620,520
849	Kamuli District	253287	BUGEYWA HEALTH UNIT	Health Center III	506803	UPMB	o/w PHC -NWR (Results-based)	23,890,611
849	Kamuli District	253301	BUGULUMBYA HEALTH CENTRE II	Health Center II	505164	UPMB	o/w PHC -NWR (PNFP)	5,310,260
849	Kamuli District	253320	MBULAMUTI HEALTH CENTRE III	Health Center III	505130	Government	o/w PHC -NWR (Government)	21,361,038
849	Kamuli District	253320	MBULAMUTI HEALTH CENTRE III	Health Center III	505130	Government	o/w PHC -NWR (Results-based)	18,655,256
849	Kamuli District	253336	LULYAMBUZI HEALTH CENTRE III	Health Center III	505132	Government	o/w PHC -NWR (Government)	21,361,038

Vote Code	Local Government	Cost Centre ID	Cost Centre Name	Cost Centre Type	Supplier Number	Ownership	Grant Title	2023/24 Approved Budget
849	Kamuli District	253336	LULYAMBUZI HEALTH CENTRE III	Health Center III	505132	Government	o/w PHC -NWR (Results-based)	27,029,265
849	Kamuli District	253332	NAWANKOFU HEALTH CENTRE II	Health Center II	505156	Government	o/w PHC -NWR (Government)	10,680,519
849	Kamuli District	253318	NAMINAGE FLEP HEALTH CENTRE II	Health Center II	505162	UPMB	o/w PHC -NWR (PNFP)	5,310,260
849	Kamuli District	253309	KISOZI	Health Center II	0	Government	o/w PHC -NWR (Government)	10,680,519
849	Kamuli District	253310	KISOZI HEALTH CENTRE	Health Center II	505163	UPMB	o/w PHC -NWR (PNFP)	5,310,260
849	Kamuli District	253328	BUPADHENGU FLEP HUNIT	Health Center II	505165	UPMB	o/w PHC -NWR (PNFP)	5,310,260
849	Kamuli District	253289	KINU HEALTH CENTRE II	Health Center II	505144	Government	o/w PHC -NWR (Government)	10,680,519
849	Kamuli District	253297	NABULEZI HEALTH CENTRE III	Health Center III	505160	UPMB	o/w PHC -NWR (PNFP)	10,620,520
849	Kamuli District	253297	NABULEZI HEALTH CENTRE III	Health Center III	505160	UPMB	o/w PHC -NWR (Results-based)	16,425,639
849	Kamuli District	253333	NAWANTUMBI HEALTH CENTRE II	Health Center II	506798	Government	o/w PHC -NWR (Government)	10,680,519
849	Kamuli District	253330	NAWANYAGO DISPENSARY	Health Center III	505158	UCMB	o/w PHC -NWR (PNFP)	10,620,520
849	Kamuli District	253330	NAWANYAGO DISPENSARY	Health Center III	505158	UCMB	o/w PHC -NWR (Results-based)	20,096,765
849	Kamuli District	253308	BUBAGO HEALTH CENTRE II	Health Center III	505138	Government	o/w PHC -NWR (Government)	21,361,038
849	Kamuli District	253308	BUBAGO HEALTH CENTRE II	Health Center III	505138	Government	o/w PHC -NWR (Results-based)	6,203,431
849	Kamuli District	253299	BUGULUMBYA HEALTH CENTRE III	Health Center III	506796	Government	o/w PHC -NWR (Government)	21,361,038
849	Kamuli District	253299	BUGULUMBYA HEALTH CENTRE III	Health Center III	506796	Government	o/w PHC -NWR (Results-based)	21,634,953
849	Kamuli District	253304	BUTANSI HEALTH CENTRE III	Health Center III	505142	Government	o/w PHC -NWR (Government)	21,361,038
849	Kamuli District	253304	BUTANSI HEALTH CENTRE III	Health Center III	505142	Government	o/w PHC -NWR (Results-based)	17,682,634
849	Kamuli District	253311	KIYUNGA HEALTH CENTRE III	Health Center III	505134	Government	o/w PHC -NWR (Government)	21,361,038
849	Kamuli District	253311	KIYUNGA HEALTH CENTRE III	Health Center III	505134	Government	o/w PHC -NWR (Results-based)	8,151,226

Vote Code	Local Government	Cost Centre ID	Cost Centre Name	Cost Centre Type	Supplier Number	Ownership	Grant Title	2023/24 Approved Budget
849	Kamuli District	256130	Namwendwa HC IV	Health Center IV	506799	Government	o/w PHC -NWR (Government)	106,805,191
849	Kamuli District	256130	Namwendwa HC IV	Health Center IV	506799	Government	o/w PHC -NWR (Results-based)	57,036,986
849	Kamuli District	253325	NAMASAGALI HEALTH CENTRE III	Health Center III	505149	Government	o/w PHC -NWR (Government)	21,361,038
849	Kamuli District	253325	NAMASAGALI HEALTH CENTRE III	Health Center III	505149	Government	o/w PHC -NWR (Results-based)	21,510,445
849	Kamuli District	253323	NAMUNINGI HEALTH CENTRE II	Health Center II	506801	Government	o/w PHC -NWR (Government)	10,680,519
849	Kamuli District	253292	KAGUMBA HEALTH CENTRE II	Health Center III	506802	Government	o/w PHC -NWR (Government)	21,361,038
849	Kamuli District	253292	KAGUMBA HEALTH CENTRE II	Health Center III	506802	Government	o/w PHC -NWR (Results-based)	12,366,932
849	Kamuli District	253331	NAWANDYO HEALTH CENTRE II	Health Center III	506797	Government	o/w PHC -NWR (Government)	21,361,038
849	Kamuli District	253331	NAWANDYO HEALTH CENTRE II	Health Center III	506797	Government	o/w PHC -NWR (Results-based)	6,867,219
849 Total								2,031,540,528
850	Kamwenge District	253339	BIGULI HEALTH CENTRE III	Health Center III	506321	Government	o/w PHC -NWR (Government)	20,668,225
850	Kamwenge District	253339	BIGULI HEALTH CENTRE III	Health Center III	506321	Government	o/w PHC -NWR (Results-based)	21,438,485
850	Kamwenge District	253356	KAMWENGE HEALTH CENTRE III	Health Center III	506317	Government	o/w PHC -NWR (Government)	20,668,225
850	Kamwenge District	253356	KAMWENGE HEALTH CENTRE III	Health Center III	506317	Government	o/w PHC -NWR (Results-based)	20,921,557
850	Kamwenge District	253337	KIMULIKIDONGO HEALTH CENTRE II	Health Center II	506327	Government	o/w PHC -NWR (Government)	10,334,112
850	Kamwenge District	253365	RWAMWANJA HEALTH CENTRE III	Health Center IV	507254	Government	o/w PHC -NWR (Government)	103,341,124
850	Kamwenge District	253365	RWAMWANJA HEALTH CENTRE III	Health Center IV	507254	Government	o/w PHC -NWR (Results-based)	114,856,195
850	Kamwenge District	253345	BUNOGA HEALTH CENTRE III	Health Center III	506314	Government	o/w PHC -NWR (Government)	20,668,225
850	Kamwenge District	253345	BUNOGA HEALTH CENTRE III	Health Center III	506314	Government	o/w PHC -NWR (Results-based)	11,287,193
850	Kamwenge District	253344	BUSIRIBA HEALTH CENTRE II	Health Center II	506324	Government	o/w PHC -NWR (Government)	10,334,112

Vote Code	Local Government	Cost Centre ID	Cost Centre Name	Cost Centre Type	Supplier Number	Ownership	Grant Title	2023/24 Approved Budget
850	Kamwenge District	253346	KYAKARAFI HEALTH CENTRE II	Health Center II	506329	Government	o/w PHC -NWR (Government)	10,334,112
850	Kamwenge District	253353	KABUGA COU HEALTH UNIT	Health Center III	506332	UPMB	o/w PHC -NWR (PNFP)	11,487,432
850	Kamwenge District	253353	KABUGA COU HEALTH UNIT	Health Center III	506332	UPMB	o/w PHC -NWR (Results-based)	13,611,484
850	Kamwenge District	253354	KIZIBA HEALTH CENTRE II	Health Center II	505461	Government	o/w PHC -NWR (Government)	10,334,112
850	Kamwenge District	253355	NKONGORO HEALTH CENTRE II	Health Center II	506330	Government	o/w PHC -NWR (Government)	10,334,112
850	Kamwenge District	253351	KIYAGARA HEALTH CENTRE III	Health Center III	506328	Government	o/w PHC -NWR (Government)	20,668,225
850	Kamwenge District	253351	KIYAGARA HEALTH CENTRE III	Health Center III	506328	Government	o/w PHC -NWR (Results-based)	9,524,981
850	Kamwenge District	253352	KYABENDACOU HEALTH CENTRE	Health Center III	506334	UPMB	o/w PHC -NWR (PNFP)	11,487,432
850	Kamwenge District	253352	KYABENDACOU HEALTH CENTRE	Health Center III	506334	UPMB	o/w PHC -NWR (Results-based)	19,203,759
850	Kamwenge District	253350	KABAMBIRO HEALTH CENTRE II	Health Center III	507256	Government	o/w PHC -NWR (Government)	20,668,225
850	Kamwenge District	253350	KABAMBIRO HEALTH CENTRE II	Health Center III	507256	Government	o/w PHC -NWR (Results-based)	14,371,168
850	Kamwenge District	253357	PADRE PIO HEALTH UNIT	Health Center IV	506333	UCMB	o/w PHC -NWR (PNFP)	21,138,019
850	Kamwenge District	253357	PADRE PIO HEALTH UNIT	Health Center IV	506333	UCMB	o/w PHC -NWR (Results-based)	24,531,339
850	Kamwenge District	253343	BIGODI HEALTH CENTRE III	Health Center III	506315	Government	o/w PHC -NWR (Government)	20,668,225
850	Kamwenge District	253343	BIGODI HEALTH CENTRE III	Health Center III	506315	Government	o/w PHC -NWR (Results-based)	13,071,515
850	Kamwenge District	256131	RUKUNYU HOSPITAL	Hospital	506313	Government	o/w PHC Hospital -NWR (Government)	455,150,703
850	Kamwenge District	253347	BWIZIHEALTH CENTRE III	Health Center III	506316	Government	o/w PHC -NWR (Government)	20,668,225
850	Kamwenge District	253347	BWIZIHEALTH CENTRE III	Health Center III	506316	Government	o/w PHC -NWR (Results-based)	16,788,456
850	Kamwenge District	253349	NTONWA HEALTH CENTRE II	Health Center II	506331	Government	o/w PHC -NWR (Government)	10,334,112
850	Kamwenge District	272933	Bisozi HC III	Health Center IV	0	Government	o/w PHC -NWR (Government)	103,341,124

Vote Code	Local Government	Cost Centre ID	Cost Centre Name	Cost Centre Type	Supplier Number	Ownership	Grant Title	2023/24 Approved Budget
850	Kamwenge District	272933	Bisozi HC III	Health Center IV	0	Government	o/w PHC -NWR (Results-based)	13,377,113
850	Kamwenge District	253338	MABALE COU HEALTH UNIT	Health Center II	506336	UPMB	o/w PHC -NWR (PNFP)	5,743,716
850	Kamwenge District	253348	MALERE HEALTH CENTRE II	Health Center II	507258	Government	o/w PHC -NWR (Government)	10,334,112
850	Kamwenge District	253363	BIHANGA HEALTH CENTRE III	Health Center III	506322	Government	o/w PHC -NWR (Government)	20,668,225
850	Kamwenge District	253363	BIHANGA HEALTH CENTRE III	Health Center III	506322	Government	o/w PHC -NWR (Results-based)	3,613,815
850	Kamwenge District	253364	KABINGO HEALTH CENTRE II	Health Center III	506325	Government	o/w PHC -NWR (Government)	20,668,225
850	Kamwenge District	253364	KABINGO HEALTH CENTRE II	Health Center III	506325	Government	o/w PHC -NWR (Results-based)	5,885,157
850	Kamwenge District	272485	KYEMPANGO HC III	Health Center III	873306	Government	o/w PHC -NWR (Government)	20,668,225
850	Kamwenge District	272485	KYEMPANGO HC III	Health Center III	873306	Government	o/w PHC -NWR (Results-based)	18,022,529
850	Kamwenge District	272535	MAHANI HC II	Health Center II	873307	Government	o/w PHC -NWR (Government)	10,334,112
850	Kamwenge District	272534	MAHEGA HC II	Health Center II	870273	Government	o/w PHC -NWR (Government)	10,334,112
850	Kamwenge District	272533	NTENUNGI HC II	Health Center II	870272	Government	o/w PHC -NWR (Government)	10,334,112
850 Total								1,342,217,671
851	Kanungu District	253387	KAYONZA HC III	Health Center III	504204	Government	o/w PHC -NWR (Government)	15,255,881
851	Kanungu District	253387	KAYONZA HC III	Health Center III	504204	Government	o/w PHC -NWR (Results-based)	8,976,069
851	Kanungu District	253413	KINAABA COU HC II	Health Center II	506439	UPMB	o/w PHC -NWR (PNFP)	4,092,229
851	Kanungu District	253415	KINAABA HC II	Health Center III	506423	Government	o/w PHC -NWR (Government)	15,255,881
851	Kanungu District	253415	KINAABA HC II	Health Center III	506423	Government	o/w PHC -NWR (Results-based)	4,615,167
851	Kanungu District	253380	KIRINGAHC II	Health Center II	506426	Government	o/w PHC -NWR (Government)	7,627,941
851	Kanungu District	253406	NYAKASHOZI HCII	Health Center II	507178	UCMB	o/w PHC -NWR (PNFP)	4,092,229

Vote Code	Local Government	Cost Centre ID	Cost Centre Name	Cost Centre Type	Supplier Number	Ownership	Grant Title	2023/24 Approved Budget
851	Kanungu District	253408	NYAMIRAMA HC III	Health Center III	506417	Government	o/w PHC -NWR (Government)	15,255,881
851	Kanungu District	253408	NYAMIRAMA HC III	Health Center III	506417	Government	o/w PHC -NWR (Results-based)	8,558,804
851	Kanungu District	253381	NYARUTOJOHC II	Health Center II	507176	Government	o/w PHC -NWR (Government)	7,627,941
851	Kanungu District	253409	RUSHAKA HC II	Health Center II	506434	UPMB	o/w PHC -NWR (PNFP)	4,092,229
851	Kanungu District	253392	BIHOMBORWAHC II	Health Center II	506425	Government	o/w PHC -NWR (Government)	7,627,941
851	Kanungu District	253396	BUSHERE HC II	Health Center II	506430	UPMB	o/w PHC -NWR (PNFP)	4,092,229
851	Kanungu District	256133	KIHIHI H/C IV	Health Center IV	506413	Government	o/w PHC -NWR (Government)	76,279,406
851	Kanungu District	256133	KIHIHI H/C IV	Health Center IV	506413	Government	o/w PHC -NWR (Results-based)	54,809,778
851	Kanungu District	253397	NYAMWEGABIRA HC III	Health Center III	506441	UCMB	o/w PHC -NWR (PNFP)	8,184,458
851	Kanungu District	253397	NYAMWEGABIRA HC III	Health Center III	506441	UCMB	o/w PHC -NWR (Results-based)	7,207,638
851	Kanungu District	253379	KATETE HC III	Health Center III	507172	Government	o/w PHC -NWR (Government)	15,255,881
851	Kanungu District	253379	KATETE HC III	Health Center III	507172	Government	o/w PHC -NWR (Results-based)	7,808,863
851	Kanungu District	253399	KAZURU HC II	Health Center II	507174	Government	o/w PHC -NWR (Government)	7,627,941
851	Kanungu District	253400	KIHANDA	Health Center II	0	PNFP	o/w PHC -NWR (PNFP)	4,092,229
851	Kanungu District	274032	Kihanda GOVT HC II	Health Center II	0	Government	o/w PHC -NWR (Government)	7,627,941
851	Kanungu District	253398	KIRIMA HC III	Health Center III	506418	Government	o/w PHC -NWR (Government)	15,255,881
851	Kanungu District	253398	KIRIMA HC III	Health Center III	506418	Government	o/w PHC -NWR (Results-based)	9,177,202
851	Kanungu District	253402	KITARIRO HC II	Health Center II	506428	UPMB	o/w PHC -NWR (PNFP)	4,092,229
851	Kanungu District	253401	RUBIMBWAHC II	Health Center II	506420	Government	o/w PHC -NWR (Government)	7,627,941
851	Kanungu District	253384	BUGIRI HC II	Health Center II	506429	UPMB	o/w PHC -NWR (PNFP)	4,092,229

Vote Code	Local Government	Cost Centre ID	Cost Centre Name	Cost Centre Type	Supplier Number	Ownership	Grant Title	2023/24 Approved Budget
851	Kanungu District	253382	KANYANTOROGO HC III	Health Center III	506416	Government	o/w PHC -NWR (Government)	15,255,881
851	Kanungu District	253382	KANYANTOROGO HC III	Health Center III	506416	Government	o/w PHC -NWR (Results-based)	13,007,672
851	Kanungu District	253383	KIHEMBE HC II	Health Center II	506437	UPMB	o/w PHC -NWR (PNFP)	4,092,229
851	Kanungu District	253376	KIBIMBIRI HC II	Health Center II	506436	UPMB	o/w PHC -NWR (PNFP)	4,092,229
851	Kanungu District	253395	MATANDA HC III	Health Center III	507173	Government	o/w PHC -NWR (Government)	15,255,881
851	Kanungu District	253395	MATANDA HC III	Health Center III	507173	Government	o/w PHC -NWR (Results-based)	9,088,575
851	Kanungu District	253369	KANUNGU HC IV	Health Center IV	507170	Government	o/w PHC -NWR (Government)	76,279,406
851	Kanungu District	253369	KANUNGU HC IV	Health Center IV	507170	Government	o/w PHC -NWR (Results-based)	36,693,813
851	Kanungu District	253418	MAKIRO HC III	Health Center III	506442	UCMB	o/w PHC -NWR (PNFP)	8,184,458
851	Kanungu District	253418	MAKIRO HC III	Health Center III	506442	UCMB	o/w PHC -NWR (Results-based)	5,052,704
851	Kanungu District	253417	MAZZOLDIHC II	Health Center II	506424	Government	o/w PHC -NWR (Government)	7,627,941
851	Kanungu District	253407	NYAKATARE HC III	Health Center III	506440	UPMB	o/w PHC -NWR (PNFP)	8,184,458
851	Kanungu District	253407	NYAKATARE HC III	Health Center III	506440	UPMB	o/w PHC -NWR (Results-based)	5,961,364
851	Kanungu District	253404	KANYASHOGYE HC II	Health Center II	506432	UPMB	o/w PHC -NWR (PNFP)	4,092,229
851	Kanungu District	253403	MPUNGU HC III	Health Center IV	506415	Government	o/w PHC -NWR (Government)	76,279,406
851	Kanungu District	253403	MPUNGU HC III	Health Center IV	506415	Government	o/w PHC -NWR (Results-based)	18,172,138
851	Kanungu District	253385	BUTOGOTA HC II	Health Center II	506431	UCMB	o/w PHC -NWR (PNFP)	4,092,229
851	Kanungu District	253373	NTUNGAMOHC II	Health Center III	506422	Government	o/w PHC -NWR (Government)	15,255,881
851	Kanungu District	253373	NTUNGAMOHC II	Health Center III	506422	Government	o/w PHC -NWR (Results-based)	2,383,079
851	Kanungu District	253405	NYAKINONI HC II	Health Center II	507179	UPMB	o/w PHC -NWR (PNFP)	4,092,229

Vote Code	Local Government	Cost Centre ID	Cost Centre Name	Cost Centre Type	Supplier Number	Ownership	Grant Title	2023/24 Approved Budget
851	Kanungu District	253393	SAMARIAHC II	Health Center II	506421	Government	o/w PHC -NWR (Government)	7,627,941
851	Kanungu District	253394	KAZINGA HC II	Health Center II	506435	UPMB	o/w PHC -NWR (PNFP)	4,092,229
851	Kanungu District	253374	KAMBUGA HOSPITAL AC	Hospital	506444	Government	o/w PHC Hospital -NWR (Government)	364,224,949
851	Kanungu District	253410	BUKUNGA HC II	Health Center II	506438	UPMB	o/w PHC -NWR (PNFP)	4,092,229
851	Kanungu District	253375	BURORA HCII	Health Center II	506443	Government	o/w PHC -NWR (Government)	7,627,941
851	Kanungu District	253416	KIFUNJOHC II	Health Center II	507177	Government	o/w PHC -NWR (Government)	7,627,941
851	Kanungu District	253412	MISHENYIHC II	Health Center II	506419	Government	o/w PHC -NWR (Government)	7,627,941
851	Kanungu District	253411	RUGYEYO HC III	Health Center IV	507171	Government	o/w PHC -NWR (Government)	76,279,406
851	Kanungu District	253411	RUGYEYO HC III	Health Center IV	507171	Government	o/w PHC -NWR (Results-based)	16,690,333
851	Kanungu District	253378	BUGONGI HC III	Health Center III	507175	Government	o/w PHC -NWR (Government)	15,255,881
851	Kanungu District	253378	BUGONGI HC III	Health Center III	507175	Government	o/w PHC -NWR (Results-based)	2,795,550
851	Kanungu District	253370	BWINDI COMMUNITY HOSPITAL	Hospital	507180	UPMB	o/w PHC Hospital -NWR (PNFP)	300,000,000
851	Kanungu District	253389	KARANGARA HC II	Health Center II	548316	UPMB	o/w PHC -NWR (PNFP)	4,092,229
851	Kanungu District	253390	KYESHERO HC II	Health Center II	506433	UPMB	o/w PHC -NWR (PNFP)	4,092,229
851	Kanungu District	253377	MAFUGAHC II	Health Center II	506427	Government	o/w PHC -NWR (Government)	7,627,941
851	Kanungu District	253414	RUTENGA HC III	Health Center III	506414	Government	o/w PHC -NWR (Government)	15,255,881
851	Kanungu District	253414	RUTENGA HC III	Health Center III	506414	Government	o/w PHC -NWR (Results-based)	8,668,832
851 Total								1,523,133,292
852	Kapchorwa District	253433	GAMATUI MISSION HCII	Health Center II	506465	UCMB	o/w PHC -NWR (PNFP)	3,815,826
852	Kapchorwa District	253426	KABEYWA HC III	Health Center III	507186	Government	o/w PHC -NWR (Government)	8,246,733

Vote Code	Local Government	Cost Centre ID	Cost Centre Name	Cost Centre Type	Supplier Number	Ownership	Grant Title	2023/24 Approved Budget
852	Kapchorwa District	253426	KABEYWA HC III	Health Center III	507186	Government	o/w PHC -NWR (Results-based)	9,533,747
852	Kapchorwa District	256137	KAPCHORWA HOSPITAL OPERATION	Hospital	506464	Government	o/w PHC Hospital -NWR (Government)	600,871,140
852	Kapchorwa District	253434	SIPI HC III	Health Center III	506456	Government	o/w PHC -NWR (Government)	8,246,733
852	Kapchorwa District	253434	SIPI HC III	Health Center III	506456	Government	o/w PHC -NWR (Results-based)	7,647,335
852	Kapchorwa District	272869	NGANGATA HC III	Health Center III	782036	Government	o/w PHC -NWR (Government)	8,246,733
852	Kapchorwa District	272869	NGANGATA HC III	Health Center III	782036	Government	o/w PHC -NWR (Results-based)	1,882,206
852	Kapchorwa District	272584	TUMBOBOI HC II	Health Center III	506459	Government	o/w PHC -NWR (Government)	8,246,733
852	Kapchorwa District	272584	TUMBOBOI HC II	Health Center III	506459	Government	o/w PHC -NWR (Results-based)	2,834,789
852	Kapchorwa District	253420	KASREM CHRISTIAN	Health Center II	840494	PNFP	o/w PHC -NWR (PNFP)	3,815,826
852	Kapchorwa District	253430	CHEPTUYA HC III	Health Center III	506457	Government	o/w PHC -NWR (Government)	8,246,733
852	Kapchorwa District	253430	CHEPTUYA HC III	Health Center III	506457	Government	o/w PHC -NWR (Results-based)	3,659,257
852	Kapchorwa District	253432	CHEBONET HC III	Health Center III	506455	Government	o/w PHC -NWR (Government)	8,246,733
852	Kapchorwa District	253432	CHEBONET HC III	Health Center III	506455	Government	o/w PHC -NWR (Results-based)	8,537,423
852	Kapchorwa District	253429	KASEREM HC III	Health Center IV	506463	Government	o/w PHC -NWR (Government)	41,233,666
852	Kapchorwa District	253429	KASEREM HC III	Health Center IV	506463	Government	o/w PHC -NWR (Results-based)	8,874,719
852	Kapchorwa District	272913	Chepterech HCII	Health Center II	840119	Government	o/w PHC -NWR (Government)	4,123,367
852	Kapchorwa District	272912	Amukol HC II	Health Center II	840120	Government	o/w PHC -NWR (Government)	4,123,367
852	Kapchorwa District	253425	GAMOGO HC III	Health Center III	506458	Government	o/w PHC -NWR (Government)	8,246,733
852	Kapchorwa District	253425	GAMOGO HC III	Health Center III	506458	Government	o/w PHC -NWR (Results-based)	4,052,667
852	Kapchorwa District	253419	CHEMOSONG HC II	Health Center III	506461	Government	o/w PHC -NWR (Government)	8,246,733

Vote Code	Local Government	Cost Centre ID	Cost Centre Name	Cost Centre Type	Supplier Number	Ownership	Grant Title	2023/24 Approved Budget
852	Kapchorwa District	253419	CHEMOSONG HC II	Health Center III	506461	Government	o/w PHC -NWR (Results-based)	2,451,704
852 Total								773,430,905
853	Kapelebyong District	254935	AJELEIK HEALTH CENTRE II	Health Center II	506701	Government	o/w PHC -NWR (Government)	10,533,266
853	Kapelebyong District	254936	ANGEREPO HEALTH CENTRE II	Health Center II	504443	Government	o/w PHC -NWR (Government)	10,533,266
853	Kapelebyong District	254953	AEKET HEALTH CENTRE II	Health Center II	504428	Government	o/w PHC -NWR (Government)	10,533,266
853	Kapelebyong District	254951	AGONGA HEALTH CENTRE2	Health Center II	506695	Government	o/w PHC -NWR (Government)	10,533,266
853	Kapelebyong District	272532	AIRABET HC II	Health Center II	0	Government	o/w PHC -NWR (Government)	10,533,266
853	Kapelebyong District	254941	AMASENIKO HEALTH CENTRE II	Health Center II	504439	Government	o/w PHC -NWR (Government)	10,533,266
853	Kapelebyong District	254942	NYADA HEALTH CENTRE2	Health Center II	504440	Government	o/w PHC -NWR (Government)	10,533,266
853	Kapelebyong District	254943	OKOBOI HEALTH CENTRE II	Health Center II	506699	Government	o/w PHC -NWR (Government)	10,533,266
853	Kapelebyong District	254929	ST FRANCIS DISPENSARY ACUMET	Health Center III	504445	UCMB	o/w PHC -NWR (PNFP)	19,978,099
853	Kapelebyong District	254929	ST FRANCIS DISPENSARY ACUMET	Health Center III	504445	UCMB	o/w PHC -NWR (Results-based)	8,970,683
853	Kapelebyong District	256271	KAPELEBYONG DLG HSD	Health Center IV	504438	Government	o/w PHC -NWR (Government)	105,332,660
853	Kapelebyong District	256271	KAPELEBYONG DLG HSD	Health Center IV	504438	Government	o/w PHC -NWR (Results-based)	27,938,595
853	Kapelebyong District	254952	ALITO HEALTH CENTRE II	Health Center II	504441	Government	o/w PHC -NWR (Government)	10,533,266
853	Kapelebyong District	254934	ACOWA HEALTH CENTRE III	Health Center III	504442	Government	o/w PHC -NWR (Government)	21,066,532
853	Kapelebyong District	254934	ACOWA HEALTH CENTRE III	Health Center III	504442	Government	o/w PHC -NWR (Results-based)	27,488,191
853	Kapelebyong District	254954	OBALANGA HEALTH CENTRE III	Health Center III	506700	Government	o/w PHC -NWR (Government)	21,066,532
853	Kapelebyong District	254954	OBALANGA HEALTH CENTRE III	Health Center III	506700	Government	o/w PHC -NWR (Results-based)	13,791,043
853 Total								340,431,727

Vote Code	Local Government	Cost Centre ID	Cost Centre Name	Cost Centre Type	Supplier Number	Ownership	Grant Title	2023/24 Approved Budget
854	Karenga District	256926	KADEPO MISSION SUB DISPENSARY	Health Center II	551187	UCMB	o/w PHC -NWR (PNFP)	14,667,570
854	Karenga District	254774	KAPEDO HC III	Health Center III	504995	Government	o/w PHC -NWR (Government)	18,183,531
854	Karenga District	254774	KAPEDO HC III	Health Center III	504995	Government	o/w PHC -NWR (Results-based)	6,567,206
854	Karenga District	256256	KARENGA HEALTH CENTRE IV	Health Center IV	507085	Government	o/w PHC -NWR (Government)	90,917,654
854	Karenga District	256256	KARENGA HEALTH CENTRE IV	Health Center IV	507085	Government	o/w PHC -NWR (Results-based)	17,629,406
854	Karenga District	254780	LOBALANGIT HC III	Health Center III	507079	Government	o/w PHC -NWR (Government)	18,183,531
854	Karenga District	254780	LOBALANGIT HC III	Health Center III	507079	Government	o/w PHC -NWR (Results-based)	8,064,738
854	Karenga District	254776	LOKORI HC II	Health Center II	504997	Government	o/w PHC -NWR (Government)	9,091,765
854	Karenga District	254781	PIRE HC II	Health Center II	504996	Government	o/w PHC -NWR (Government)	9,091,765
854	Karenga District	272477	KACHOLO HC III	Health Center III	504998	Government	o/w PHC -NWR (Government)	18,183,531
854	Karenga District	272477	KACHOLO HC III	Health Center III	504998	Government	o/w PHC -NWR (Results-based)	6,310,662
854	Karenga District	254779	KOCHOLO HC II	Health Center II	504998	Government	o/w PHC -NWR (Government)	9,091,765
854	Karenga District	254775	KALIMON HC II	Health Center II	507080	Government	o/w PHC -NWR (Government)	9,091,765
854	Karenga District	274029	Kidepo HC II	Health Center II	0	Government	o/w PHC -NWR (Government)	9,091,765
854 Total								244,166,655
855	Kasanda District	274000	Kijuna HC III	Health Center III	0	Government	o/w PHC -NWR (Government)	16,848,821
855	Kasanda District	274000	Kijuna HC III	Health Center III	0	Government	o/w PHC -NWR (Results-based)	20,401,193
855	Kasanda District	272486	NALUTUNTU HC III	Health Center III	0	Government	o/w PHC -NWR (Government)	16,848,821
855	Kasanda District	272486	NALUTUNTU HC III	Health Center III	0	Government	o/w PHC -NWR (Results-based)	20,401,193
855	Kasanda District	256199	Kassanda HC IV	Health Center IV	506103	Government	o/w PHC -NWR (Government)	84,244,107

Vote Code	Local Government	Cost Centre ID	Cost Centre Name	Cost Centre Type	Supplier Number	Ownership	Grant Title	2023/24 Approved Budget
855	Kasanda District	256199	Kassanda HC IV	Health Center IV	506103	Government	o/w PHC -NWR (Results-based)	77,304,287
855	Kasanda District	254069	MAKONZI HC II	Health Center II	776948	Partnership	o/w PHC -NWR (PNFP)	4,273,309
855	Kasanda District	254070	Nabugondo HC II	Health Center II	506104	Government	o/w PHC -NWR (Government)	8,424,411
855	Kasanda District	254071	Namabaale HC II	Health Center II	507293	Government	o/w PHC -NWR (Government)	8,424,411
855	Kasanda District	254050	St Gabriel Mirembe Maria	Health Center III	506120	UCMB	o/w PHC -NWR (PNFP)	8,546,618
855	Kasanda District	254050	St Gabriel Mirembe Maria	Health Center III	506120	UCMB	o/w PHC -NWR (Results-based)	10,034,366
855	Kasanda District	256200	Kiganda HC IV	Health Center IV	506114	Government	o/w PHC -NWR (Government)	84,244,107
855	Kasanda District	256200	Kiganda HC IV	Health Center IV	506114	Government	o/w PHC -NWR (Results-based)	78,802,100
855	Kasanda District	254075	Kiryannongo HC II	Health Center II	507143	Government	o/w PHC -NWR (Government)	8,424,411
855	Kasanda District	254076	Musozi HC III	Health Center III	506115	Government	o/w PHC -NWR (Government)	16,848,821
855	Kasanda District	254076	Musozi HC III	Health Center III	506115	Government	o/w PHC -NWR (Results-based)	16,561,205
855	Kasanda District	254051	St Matia Mulumba HC III	Health Center III	507146	UCMB	o/w PHC -NWR (PNFP)	8,546,618
855	Kasanda District	254051	St Matia Mulumba HC III	Health Center III	507146	UCMB	o/w PHC -NWR (Results-based)	8,885,023
855	Kasanda District	254061	Bweyongedde HC II	Health Center II	507294	Government	o/w PHC -NWR (Government)	8,424,411
855	Kasanda District	254062	Kabulubutu HC II	Health Center II	506105	Government	o/w PHC -NWR (Government)	8,424,411
855	Kasanda District	254063	Kikandwa HC II	Health Center III	506106	Government	o/w PHC -NWR (Government)	16,848,821
855	Kasanda District	254063	Kikandwa HC II	Health Center III	506106	Government	o/w PHC -NWR (Results-based)	7,969,680
855	Kasanda District	254103	Kakungube Health Centre	Health Center II	506118	UMMB	o/w PHC -NWR (PNFP)	4,273,309
855	Kasanda District	254068	Kyakatebe HC II	Health Center II	506117	Government	o/w PHC -NWR (Government)	8,424,411
855	Kasanda District	254048	Kyannamugera HC II	Health Center II	506119	UPMB	o/w PHC -NWR (PNFP)	4,273,309

Vote Code	Local Government	Cost Centre ID	Cost Centre Name	Cost Centre Type	Supplier Number	Ownership	Grant Title	2023/24 Approved Budget
855	Kasanda District	254074	Kyasansuwa HC II	Health Center III	506116	Government	o/w PHC -NWR (Government)	16,848,821
855	Kasanda District	254074	Kyasansuwa HC II	Health Center III	506116	Government	o/w PHC -NWR (Results-based)	3,980,902
855	Kasanda District	254096	Kasaana HC II	Health Center II	507144	Government	o/w PHC -NWR (Government)	8,424,411
855	Kasanda District	254097	Kigalama Dispensary	Health Center II	506122	UPMB	o/w PHC -NWR (PNFP)	4,273,309
855	Kasanda District	254098	Myanzi HC III	Health Center III	506121	Government	o/w PHC -NWR (Government)	16,848,821
855	Kasanda District	254098	Myanzi HC III	Health Center III	506121	Government	o/w PHC -NWR (Results-based)	20,287,016
855	Kasanda District	254045	Bira HC II	Health Center II	506110	Government	o/w PHC -NWR (Government)	8,424,411
855	Kasanda District	254094	Makokoto Health Centre II	Health Center III	506109	Government	o/w PHC -NWR (Government)	16,848,821
855	Kasanda District	254094	Makokoto Health Centre II	Health Center III	506109	Government	o/w PHC -NWR (Results-based)	20,401,193
855	Kasanda District	254055	Bukuya Dispensary	Health Center III	506107	Government	o/w PHC -NWR (Government)	16,848,821
855	Kasanda District	254055	Bukuya Dispensary	Health Center III	506107	Government	o/w PHC -NWR (Results-based)	38,390,917
855	Kasanda District	254056	KITOKOLO HEALTH CENTRE	Health Center II	507145	UPMB	o/w PHC -NWR (PNFP)	4,273,309
855	Kasanda District	254083	KYATO HC II	Health Center II	935128	PNFP	o/w PHC -NWR (PNFP)	4,273,309
855	Kasanda District	254085	Mundadde HC III	Health Center III	548116	Government	o/w PHC -NWR (Government)	16,848,821
855	Kasanda District	254085	Mundadde HC III	Health Center III	548116	Government	o/w PHC -NWR (Results-based)	10,650,971
855	Kasanda District	254084	Buseregenyu HC II	Health Center III	507295	Government	o/w PHC -NWR (Government)	16,848,821
855	Kasanda District	254084	Buseregenyu HC II	Health Center III	507295	Government	o/w PHC -NWR (Results-based)	5,431,490
855	Kasanda District	254057	Kyakiddu HC II	Health Center II	506108	Government	o/w PHC -NWR (Government)	8,424,411
855 Total								795,030,754
856	Kasese District	256142	Bwera Hospital	Hospital	506601	Government	o/w PHC Hospital -NWR (Government)	341,709,958

Vote Code	Local Government	Cost Centre ID	Cost Centre Name	Cost Centre Type	Supplier Number	Ownership	Grant Title	2023/24 Approved Budget
856	Kasese District	253458	Bwesumbu HC II	Health Center III	506612	Government	o/w PHC -NWR (Government)	26,687,580
856	Kasese District	253458	Bwesumbu HC II	Health Center III	506612	Government	o/w PHC -NWR (Results-based)	14,164,677
856	Kasese District	253441	Hima Gov't HC III	Health Center III	504720	Government	o/w PHC -NWR (Government)	26,687,580
856	Kasese District	253441	Hima Gov't HC III	Health Center III	504720	Government	o/w PHC -NWR (Results-based)	30,568,949
856	Kasese District	256140	Kagando Hospital Deleg Fund	Hospital	504725	UPMB	o/w PHC Hospital -NWR (PNFP)	136,916,938
856	Kasese District	256834	Kahendero HC II	Health Center II	504687	Government	o/w PHC -NWR (Government)	13,343,790
856	Kasese District	253473	Katwe HC III	Health Center III	506616	Government	o/w PHC -NWR (Government)	26,687,580
856	Kasese District	253473	Katwe HC III	Health Center III	506616	Government	o/w PHC -NWR (Results-based)	8,066,167
856	Kasese District	253453	Kibiri HC II	Health Center II	506609	Government	o/w PHC -NWR (Government)	13,343,790
856	Kasese District	253478	Nyabirongo HC III	Health Center III	506617	Government	o/w PHC -NWR (Government)	26,687,580
856	Kasese District	253478	Nyabirongo HC III	Health Center III	506617	Government	o/w PHC -NWR (Results-based)	31,038,544
856	Kasese District	272505	NYAKATONZI HC II	Health Center II	0	Government	o/w PHC -NWR (Government)	13,343,790
856	Kasese District	272442	NYAKIMASA HC III	Health Center III	0	Government	o/w PHC -NWR (Government)	26,687,580
856	Kasese District	272442	NYAKIMASA HC III	Health Center III	0	Government	o/w PHC -NWR (Results-based)	4,122,656
856	Kasese District	256900	Kayanzi HC II	Health Center II	506604	Government	o/w PHC -NWR (Government)	13,343,790
856	Kasese District	253480	Kiraro HC II	Health Center II	504710	Government	o/w PHC -NWR (Government)	13,343,790
856	Kasese District	253481	Kitholhu HC III	Health Center III	504709	Government	o/w PHC -NWR (Government)	26,687,580
856	Kasese District	253481	Kitholhu HC III	Health Center III	504709	Government	o/w PHC -NWR (Results-based)	9,607,982
856	Kasese District	253461	Bubothyo HC II	Health Center II	504711	Government	o/w PHC -NWR (Government)	13,343,790
856	Kasese District	253462	Buhungamuyagha HC II	Health Center II	506602	Government	o/w PHC -NWR (Government)	13,343,790

Vote Code	Local Government	Cost Centre ID	Cost Centre Name	Cost Centre Type	Supplier Number	Ownership	Grant Title	2023/24 Approved Budget
856	Kasese District	253463	Ihandiro HC II	Health Center III	506615	Government	o/w PHC -NWR (Government)	26,687,580
856	Kasese District	253463	Ihandiro HC II	Health Center III	506615	Government	o/w PHC -NWR (Results-based)	10,626,834
856	Kasese District	253464	Kikyoo HC II	Health Center II	504672	Government	o/w PHC -NWR (Government)	13,343,790
856	Kasese District	253457	Kasanga PHC HC III	Health Center III	504656	UCMB	o/w PHC -NWR (PNFP)	11,598,347
856	Kasese District	253457	Kasanga PHC HC III	Health Center III	504656	UCMB	o/w PHC -NWR (Results-based)	16,114,253
856	Kasese District	253470	Nyabugando HC III	Health Center III	504655	UPMB	o/w PHC -NWR (PNFP)	11,598,347
856	Kasese District	253470	Nyabugando HC III	Health Center III	504655	UPMB	o/w PHC -NWR (Results-based)	23,438,745
856	Kasese District	253494	Buthale HC II	Health Center II	504686	Government	o/w PHC -NWR (Government)	13,343,790
856	Kasese District	253495	Mahango HC III	Health Center III	504715	Government	o/w PHC -NWR (Government)	26,687,580
856	Kasese District	253495	Mahango HC III	Health Center III	504715	Government	o/w PHC -NWR (Results-based)	9,421,297
856	Kasese District	256831	Kamukumbi HC II	Health Center II	504676	Government	o/w PHC -NWR (Government)	13,343,790
856	Kasese District	253465	Kyempara HC II	Health Center III	504675	Government	o/w PHC -NWR (Government)	26,687,580
856	Kasese District	253465	Kyempara HC II	Health Center III	504675	Government	o/w PHC -NWR (Results-based)	7,733,404
856	Kasese District	253485	Kyarumba PHC HC III	Health Center III	504658	UCMB	o/w PHC -NWR (PNFP)	11,598,347
856	Kasese District	253485	Kyarumba PHC HC III	Health Center III	504658	UCMB	o/w PHC -NWR (Results-based)	20,695,475
856	Kasese District	253477	Kiburara HC II	Health Center II	506608	Government	o/w PHC -NWR (Government)	13,343,790
856	Kasese District	253504	Kabingo HC II	Health Center II	506605	Government	o/w PHC -NWR (Government)	13,343,790
856	Kasese District	272503	MUNKUNYU HC II	Health Center II	0	Government	o/w PHC -NWR (Government)	13,343,790
856	Kasese District	253440	Bukangara HC II	Health Center II	504679	Government	o/w PHC -NWR (Government)	13,343,790
856	Kasese District	253507	katholhu HC II	Health Center II	504677	Government	o/w PHC -NWR (Government)	13,343,790

Vote Code	Local Government	Cost Centre ID	Cost Centre Name	Cost Centre Type	Supplier Number	Ownership	Grant Title	2023/24 Approved Budget
856	Kasese District	253508	Muhindi HC II	Health Center II	504678	Government	o/w PHC -NWR (Government)	13,343,790
856	Kasese District	253447	Mushenene Dispensary	Health Center III	506600	UPMB	o/w PHC -NWR (PNFP)	11,598,347
856	Kasese District	253447	Mushenene Dispensary	Health Center III	506600	UPMB	o/w PHC -NWR (Results-based)	14,867,402
856	Kasese District	253467	Kamasasa HC II	Health Center II	506603	Government	o/w PHC -NWR (Government)	13,343,790
856	Kasese District	253466	Bikunya HC II	Health Center II	504674	Government	o/w PHC -NWR (Government)	13,343,790
856	Kasese District	253468	Karambi HC III	Health Center III	548297	Government	o/w PHC -NWR (Government)	26,687,580
856	Kasese District	253468	Karambi HC III	Health Center III	548297	Government	o/w PHC -NWR (Results-based)	15,102,055
856	Kasese District	253469	Kisolholho HC II	Health Center II	504673	Government	o/w PHC -NWR (Government)	13,343,790
856	Kasese District	256833	Bwethe HC II	Health Center II	504685	Government	o/w PHC -NWR (Government)	13,343,790
856	Kasese District	253489	Kyondo HC III	Health Center III	504714	Government	o/w PHC -NWR (Government)	26,687,580
856	Kasese District	253489	Kyondo HC III	Health Center III	504714	Government	o/w PHC -NWR (Results-based)	18,478,792
856	Kasese District	253506	Kinyamaseke HC III	Health Center III	504657	UPMB	o/w PHC -NWR (PNFP)	11,598,347
856	Kasese District	253506	Kinyamaseke HC III	Health Center III	504657	UPMB	o/w PHC -NWR (Results-based)	21,987,912
856	Kasese District	253479	Kanyatsi HC II	Health Center II	504671	Government	o/w PHC -NWR (Government)	13,343,790
856	Kasese District	253487	Kyarumba Gov't HC III	Health Center III	504713	Government	o/w PHC -NWR (Government)	26,687,580
856	Kasese District	253487	Kyarumba Gov't HC III	Health Center III	504713	Government	o/w PHC -NWR (Results-based)	21,580,954
856	Kasese District	253486	Kabirizi upperHC II	Health Center II	504684	Government	o/w PHC -NWR (Government)	13,343,790
856	Kasese District	253449	St Francis of AssisKitabu	Health Center III	504659	UCMB	o/w PHC -NWR (PNFP)	11,598,347
856	Kasese District	253449	St Francis of AssisKitabu	Health Center III	504659	UCMB	o/w PHC -NWR (Results-based)	16,628,965
856	Kasese District	253472	Kanamba HC III	Health Center III	504661	UPMB	o/w PHC -NWR (PNFP)	11,598,347

Vote Code	Local Government	Cost Centre ID	Cost Centre Name	Cost Centre Type	Supplier Number	Ownership	Grant Title	2023/24 Approved Budget
856	Kasese District	253472	Kanamba HC III	Health Center III	504661	UPMB	o/w PHC -NWR (Results-based)	19,403,728
856	Kasese District	253471	Karusandara HC III	Health Center III	506618	Government	o/w PHC -NWR (Government)	26,687,580
856	Kasese District	253471	Karusandara HC III	Health Center III	506618	Government	o/w PHC -NWR (Results-based)	15,165,999
856	Kasese District	256141	Rwesande HC IV	Health Center IV	504666	UPMB	o/w PHC -NWR (PNFP)	23,196,694
856	Kasese District	256141	Rwesande HC IV	Health Center IV	504666	UPMB	o/w PHC -NWR (Results-based)	40,106,407
856	Kasese District	256143	Nyamirami HC IV	Health Center IV	504723	Government	o/w PHC -NWR (Government)	133,437,902
856	Kasese District	256143	Nyamirami HC IV	Health Center IV	504723	Government	o/w PHC -NWR (Results-based)	48,619,516
856	Kasese District	272506	BUGHENDERO HC II	Health Center II	0	Government	o/w PHC -NWR (Government)	13,343,790
856	Kasese District	253483	Buhuhira HC II	Health Center III	504705	Government	o/w PHC -NWR (Government)	26,687,580
856	Kasese District	253483	Buhuhira HC II	Health Center III	504705	Government	o/w PHC -NWR (Results-based)	6,280,401
856	Kasese District	253509	Bughalitsa HC II	Health Center II	504688	Government	o/w PHC -NWR (Government)	13,343,790
856	Kasese District	253510	Buhaghura HC III	Health Center III	504662	UPMB	o/w PHC -NWR (PNFP)	11,598,347
856	Kasese District	253510	Buhaghura HC III	Health Center III	504662	UPMB	o/w PHC -NWR (Results-based)	23,295,832
856	Kasese District	256901	Kigoro HC II	Health Center II	506610	Government	o/w PHC -NWR (Government)	13,343,790
856	Kasese District	253459	Kasangali HC II	Health Center II	504704	Government	o/w PHC -NWR (Government)	13,343,790
856	Kasese District	272502	BUSUNGA HC II	Health Center II	0	Government	o/w PHC -NWR (Government)	13,343,790
856	Kasese District	253490	Hamukungu HC II	Health Center II	504681	Government	o/w PHC -NWR (Government)	13,343,790
856	Kasese District	256832	Kabirizi Lower HC II	Health Center II	504683	Government	o/w PHC -NWR (Government)	13,343,790
856	Kasese District	253492	Kasenyi HC II	Health Center II	504680	Government	o/w PHC -NWR (Government)	13,343,790
856	Kasese District	253493	Katunguru HC III	Health Center III	506606	Government	o/w PHC -NWR (Government)	26,687,580

Vote Code	Local Government	Cost Centre ID	Cost Centre Name	Cost Centre Type	Supplier Number	Ownership	Grant Title	2023/24 Approved Budget
856	Kasese District	253493	Katunguru HC III	Health Center III	506606	Government	o/w PHC -NWR (Results-based)	3,717,752
856	Kasese District	253474	Mweya HC II	Health Center II	506607	Government	o/w PHC -NWR (Government)	13,343,790
856	Kasese District	253475	Kalibu HC III	Health Center III	504717	Government	o/w PHC -NWR (Government)	26,687,580
856	Kasese District	253475	Kalibu HC III	Health Center III	504717	Government	o/w PHC -NWR (Results-based)	17,184,618
856	Kasese District	253438	BikoneHC II	Health Center II	504700	Government	o/w PHC -NWR (Government)	13,343,790
856	Kasese District	253496	Isule HC III	Health Center III	504719	Government	o/w PHC -NWR (Government)	26,687,580
856	Kasese District	253496	Isule HC III	Health Center III	504719	Government	o/w PHC -NWR (Results-based)	13,074,414
856	Kasese District	253497	Kihyo HC II	Health Center II	504698	Government	o/w PHC -NWR (Government)	13,343,790
856	Kasese District	253500	Mukathi HC III	Health Center III	506619	Government	o/w PHC -NWR (Government)	26,687,580
856	Kasese District	253500	Mukathi HC III	Health Center III	506619	Government	o/w PHC -NWR (Results-based)	22,141,253
856	Kasese District	253502	Nyangorongongo HC II	Health Center II	504697	Government	o/w PHC -NWR (Government)	13,343,790
856	Kasese District	253442	Ibuga Refugee HC II	Health Center II	504702	Government	o/w PHC -NWR (Government)	13,343,790
856	Kasese District	253505	Kinyabwamba HC III	Health Center III	504721	Government	o/w PHC -NWR (Government)	26,687,580
856	Kasese District	253505	Kinyabwamba HC III	Health Center III	504721	Government	o/w PHC -NWR (Results-based)	11,304,804
856	Kasese District	253482	kitswamba HC III	Health Center III	506620	Government	o/w PHC -NWR (Government)	26,687,580
856	Kasese District	253482	kitswamba HC III	Health Center III	506620	Government	o/w PHC -NWR (Results-based)	30,382,088
856	Kasese District	253460	Nkoko HC II	Health Center II	506611	Government	o/w PHC -NWR (Government)	13,343,790
856	Kasese District	253451	Bugoye HC III	Health Center III	504718	Government	o/w PHC -NWR (Government)	26,687,580
856	Kasese District	253451	Bugoye HC III	Health Center III	504718	Government	o/w PHC -NWR (Results-based)	20,762,988
856	Kasese District	253452	Katooke Health Unit	Health Center II	504691	Government	o/w PHC -NWR (Government)	13,343,790

Vote Code	Local Government	Cost Centre ID	Cost Centre Name	Cost Centre Type	Supplier Number	Ownership	Grant Title	2023/24 Approved Budget
856	Kasese District	253454	Kibirizi HC II	Health Center II	504695	Government	o/w PHC -NWR (Government)	13,343,790
856	Kasese District	253455	Kisamba HC II	Health Center II	504694	Government	o/w PHC -NWR (Government)	13,343,790
856	Kasese District	253456	Maghoma HC II	Health Center II	504693	Government	o/w PHC -NWR (Government)	13,343,790
856	Kasese District	253501	Nyangonge HC II	Health Center II	504692	Government	o/w PHC -NWR (Government)	13,343,790
856	Kasese District	253450	Ibanda HC II	Health Center II	504696	Government	o/w PHC -NWR (Government)	13,343,790
856	Kasese District	253445	Kyanya SDA HC II	Health Center II	504665	UPMB	o/w PHC -NWR (PNFP)	5,799,174
856	Kasese District	253484	Kabatunda HC III	Health Center III	504722	Government	o/w PHC -NWR (Government)	26,687,580
856	Kasese District	253484	Kabatunda HC III	Health Center III	504722	Government	o/w PHC -NWR (Results-based)	21,175,592
856	Kasese District	253498	Maliba HC III	Health Center III	504664	UPMB	o/w PHC -NWR (PNFP)	11,598,347
856	Kasese District	253498	Maliba HC III	Health Center III	504664	UPMB	o/w PHC -NWR (Results-based)	8,205,239
856	Kasese District	253499	Mubuku Kisojo HC II	Health Center II	504701	Government	o/w PHC -NWR (Government)	13,343,790
856	Kasese District	253503	Muhokya HC III	Health Center III	504716	Government	o/w PHC -NWR (Government)	26,687,580
856	Kasese District	253503	Muhokya HC III	Health Center III	504716	Government	o/w PHC -NWR (Results-based)	18,293,761
856	Kasese District	253491	Kahokya HC II	Health Center II	504682	Government	o/w PHC -NWR (Government)	13,343,790
856	Kasese District	253476	Mbunga HC II	Health Center II	504690	Government	o/w PHC -NWR (Government)	13,343,790
856	Kasese District	253511	Nyakabingo HC	Health Center II	504689	Government	o/w PHC -NWR (Government)	13,343,790
856 Total								2,586,433,945
857	Katakwi District	253532	Aakum HC II	Health Center II	506907	Government	o/w PHC -NWR (Government)	8,021,058
857	Katakwi District	253519	AKOBOI HC II	Health Center II	548331	Government	o/w PHC -NWR (Government)	8,021,058
857	Katakwi District	253518	ALIAKAMER HC II	Health Center III	505919	Government	o/w PHC -NWR (Government)	16,042,117

Vote Code	Local Government	Cost Centre ID	Cost Centre Name	Cost Centre Type	Supplier Number	Ownership	Grant Title	2023/24 Approved Budget
857	Katakwi District	253518	ALIAKAMER HC II	Health Center III	505919	Government	o/w PHC -NWR (Results-based)	7,620,916
857	Katakwi District	253520	KATAKWI COU HC II	Health Center II	505930	UPMB	o/w PHC -NWR (PNFP)	4,288,340
857	Katakwi District	256144	KATAKWI DISTRICT HOSPITAL	Hospital	505928	Government	o/w PHC Hospital -NWR (Government)	428,024,751
857	Katakwi District	253533	KORITOK HC II	Health Center II	505927	Government	o/w PHC -NWR (Government)	8,021,058
857	Katakwi District	253525	OMODOI HC II	Health Center II	505926	Government	o/w PHC -NWR (Government)	8,021,058
857	Katakwi District	253514	USUK HC III	Health Center III	505929	UCMB	o/w PHC -NWR (PNFP)	8,576,681
857	Katakwi District	253514	USUK HC III	Health Center III	505929	UCMB	o/w PHC -NWR (Results-based)	19,709,214
857	Katakwi District	253521	MAGORO HC III	Health Center III	506903	Government	o/w PHC -NWR (Government)	16,042,117
857	Katakwi District	253521	MAGORO HC III	Health Center III	506903	Government	o/w PHC -NWR (Results-based)	24,595,293
857	Katakwi District	253512	Opeta HC II	Health Center II	548233	Government	o/w PHC -NWR (Government)	8,021,058
857	Katakwi District	253513	St Kevin Toroma Health Centre 3	Health Center III	506909	UCMB	o/w PHC -NWR (PNFP)	8,900,532
857	Katakwi District	253513	St Kevin Toroma Health Centre 3	Health Center III	506909	UCMB	o/w PHC -NWR (Results-based)	15,539,483
857	Katakwi District	253515	DAMASIKO HC II	Health Center II	506902	Government	o/w PHC -NWR (Government)	8,021,058
857	Katakwi District	253517	KAPUJAN HC III	Health Center III	505916	Government	o/w PHC -NWR (Government)	16,042,117
857	Katakwi District	253517	KAPUJAN HC III	Health Center III	505916	Government	o/w PHC -NWR (Results-based)	16,510,902
857	Katakwi District	253516	KOKORIO HC II	Health Center II	505917	Government	o/w PHC -NWR (Government)	8,021,058
857	Katakwi District	253531	AKURAO HC II	Health Center II	505925	Government	o/w PHC -NWR (Government)	8,021,058
857	Katakwi District	256145	TOROMA HEALTH CENTRE IV	Health Center IV	506906	Government	o/w PHC -NWR (Government)	80,210,583
857	Katakwi District	256145	TOROMA HEALTH CENTRE IV	Health Center IV	506906	Government	o/w PHC -NWR (Results-based)	30,716,611
857	Katakwi District	253526	AKETA HC III	Health Center III	506905	Government	o/w PHC -NWR (Government)	16,042,117

Vote Code	Local Government	Cost Centre ID	Cost Centre Name	Cost Centre Type	Supplier Number	Ownership	Grant Title	2023/24 Approved Budget
857	Katakwi District	253526	AKETA HC III	Health Center III	506905	Government	o/w PHC -NWR (Results-based)	17,607,620
857	Katakwi District	253527	OKOCHO HC II	Health Center II	505923	Government	o/w PHC -NWR (Government)	8,021,058
857	Katakwi District	253528	ONGONGOJA HC II	Health Center II	505924	Government	o/w PHC -NWR (Government)	8,021,058
857	Katakwi District	253522	BISINA HC II	Health Center II	506904	Government	o/w PHC -NWR (Government)	8,021,058
857	Katakwi District	253523	NGARIAM HC III	Health Center III	505920	Government	o/w PHC -NWR (Government)	16,042,117
857	Katakwi District	253523	NGARIAM HC III	Health Center III	505920	Government	o/w PHC -NWR (Results-based)	11,969,595
857	Katakwi District	253524	NGARIAM COU HC II	Health Center II	506908	UPMB	o/w PHC -NWR (PNFP)	4,288,340
857	Katakwi District	253529	OLILIM HC II	Health Center II	505922	Government	o/w PHC -NWR (Government)	8,021,058
857	Katakwi District	253530	PALAM HC II	Health Center II	505921	Government	o/w PHC -NWR (Government)	8,021,058
857 Total								863,043,200
858	Kayunga District	253545	KAKIIKA HC II	Health Center II	504824	Government	o/w PHC -NWR (Government)	10,902,361
858	Kayunga District	253543	LUGASA HC III	Health Center III	507131	Government	o/w PHC -NWR (Government)	21,804,722
858	Kayunga District	253543	LUGASA HC III	Health Center III	507131	Government	o/w PHC -NWR (Results-based)	29,344,364
858	Kayunga District	253544	NAKYESA HC II	Health Center II	504818	Government	o/w PHC -NWR (Government)	10,902,361
858	Kayunga District	253539	GALIRAYA HC III	Health Center III	507133	Government	o/w PHC -NWR (Government)	21,804,722
858	Kayunga District	253539	GALIRAYA HC III	Health Center III	507133	Government	o/w PHC -NWR (Results-based)	12,484,494
858	Kayunga District	253540	KASOKWE HC II	Health Center II	504827	Government	o/w PHC -NWR (Government)	10,902,361
858	Kayunga District	253541	KAWONGO HC III	Health Center III	504821	Government	o/w PHC -NWR (Government)	21,804,722
858	Kayunga District	253541	KAWONGO HC III	Health Center III	504821	Government	o/w PHC -NWR (Results-based)	8,031,148
858	Kayunga District	256146	BBAALE HC IV	Health Center IV	504826	Government	o/w PHC -NWR (Government)	109,023,612

Vote Code	Local Government	Cost Centre ID	Cost Centre Name	Cost Centre Type	Supplier Number	Ownership	Grant Title	2023/24 Approved Budget
858	Kayunga District	256146	BBAALE HC IV	Health Center IV	504826	Government	o/w PHC -NWR (Results-based)	31,658,657
858	Kayunga District	253553	BULAWULA HC II	Health Center II	504815	Government	o/w PHC -NWR (Government)	10,902,361
858	Kayunga District	253552	NKOKONJERU HC III	Health Center III	507130	Government	o/w PHC -NWR (Government)	21,804,722
858	Kayunga District	253552	NKOKONJERU HC III	Health Center III	507130	Government	o/w PHC -NWR (Results-based)	18,420,400
858	Kayunga District	253554	WABWOKO HC III	Health Center III	504816	Government	o/w PHC -NWR (Government)	21,804,722
858	Kayunga District	253554	WABWOKO HC III	Health Center III	504816	Government	o/w PHC -NWR (Results-based)	21,623,763
858	Kayunga District	253547	NTENJERU HC III	Health Center III	504823	Government	o/w PHC -NWR (Government)	21,804,722
858	Kayunga District	253547	NTENJERU HC III	Health Center III	504823	Government	o/w PHC -NWR (Results-based)	27,945,943
858	Kayunga District	253535	BUSAALE HC II	Health Center III	507132	Government	o/w PHC -NWR (Government)	21,804,722
858	Kayunga District	253535	BUSAALE HC II	Health Center III	507132	Government	o/w PHC -NWR (Results-based)	6,594,518
858	Kayunga District	253546	BUYOBE HC II	Health Center II	504820	Government	o/w PHC -NWR (Government)	10,902,361
858	Kayunga District	253537	NAKATOVU HC III	Health Center III	504813	Government	o/w PHC -NWR (Government)	21,804,722
858	Kayunga District	253537	NAKATOVU HC III	Health Center III	504813	Government	o/w PHC -NWR (Results-based)	6,283,904
858	Kayunga District	274034	Kawomya Health Centre HC III	Health Center III	0	Government	o/w PHC -NWR (Government)	21,804,722
858	Kayunga District	274034	Kawomya Health Centre HC III	Health Center III	0	Government	o/w PHC -NWR (Results-based)	21,623,763
858	Kayunga District	253549	BUKAMBA HC II	Health Center III	504814	Government	o/w PHC -NWR (Government)	21,804,722
858	Kayunga District	253549	BUKAMBA HC II	Health Center III	504814	Government	o/w PHC -NWR (Results-based)	8,416,426
858	Kayunga District	253536	BUSAANA HC III	Health Center III	504825	Government	o/w PHC -NWR (Government)	21,804,722
858	Kayunga District	253536	BUSAANA HC III	Health Center III	504825	Government	o/w PHC -NWR (Results-based)	33,165,708
858	Kayunga District	253538	NAMUSAALA HC III	Health Center III	548312	Government	o/w PHC -NWR (Government)	21,804,722

Vote Code	Local Government	Cost Centre ID	Cost Centre Name	Cost Centre Type	Supplier Number	Ownership	Grant Title	2023/24 Approved Budget
858	Kayunga District	253538	NAMUSAALA HC III	Health Center III	548312	Government	o/w PHC -NWR (Results-based)	6,715,315
858	Kayunga District	256147	KANGULUMIRA HC IV	Health Center IV	504822	Government	o/w PHC -NWR (Government)	109,023,612
858	Kayunga District	256147	KANGULUMIRA HC IV	Health Center IV	504822	Government	o/w PHC -NWR (Results-based)	54,680,847
858	Kayunga District	253542	KANGULUMIRA MISSION HEALTH CENTRE II	Health Center II	504830	UCMB	o/w PHC -NWR (PNFP)	14,887,550
858	Kayunga District	253548	NAMAGABI KAYUNGA DISPENSARY	Health Center II	504829	UCMB	o/w PHC -NWR (PNFP)	14,887,550
858	Kayunga District	253551	NAZIGO HC III	Health Center III	504817	Government	o/w PHC -NWR (Government)	21,804,722
858	Kayunga District	253551	NAZIGO HC III	Health Center III	504817	Government	o/w PHC -NWR (Results-based)	26,669,917
858	Kayunga District	253550	NAZIGO MISSION DISPENSARYMATER	Health Center II	504828	UCMB	o/w PHC -NWR (PNFP)	14,887,550
858 Total								914,342,239
859	Kazo District	254884	Kyampangara HC II PHC	Health Center III	505959	Government	o/w PHC -NWR (Government)	15,981,993
859	Kazo District	254884	Kyampangara HC II PHC	Health Center III	505959	Government	o/w PHC -NWR (Results-based)	5,941,433
859	Kazo District	254891	Nkungu HC III	Health Center III	506914	Government	o/w PHC -NWR (Government)	15,981,993
859	Kazo District	254891	Nkungu HC III	Health Center III	506914	Government	o/w PHC -NWR (Results-based)	10,339,518
859	Kazo District	254896	Kijuma HC II PHC	Health Center II	505961	Government	o/w PHC -NWR (Government)	7,990,996
859	Kazo District	254897	Migina HC II PHC	Health Center II	505962	Government	o/w PHC -NWR (Government)	7,990,996
859	Kazo District	254898	Rwemikoma HC III PHC	Health Center III	505946	Government	o/w PHC -NWR (Government)	15,981,993
859	Kazo District	254898	Rwemikoma HC III PHC	Health Center III	505946	Government	o/w PHC -NWR (Results-based)	11,985,170
859	Kazo District	256262	Kazo HC IV PHC	Health Center IV	505945	Government	o/w PHC -NWR (Government)	79,909,965
859	Kazo District	256262	Kazo HC IV PHC	Health Center IV	505945	Government	o/w PHC -NWR (Results-based)	50,370,765
859	Kazo District	254879	Kanoni HC III PHC	Health Center III	505948	Government	o/w PHC -NWR (Government)	15,981,993

Vote Code	Local Government	Cost Centre ID	Cost Centre Name	Cost Centre Type	Supplier Number	Ownership	Grant Title	2023/24 Approved Budget
859	Kazo District	254879	Kanoni HC III PHC	Health Center III	505948	Government	o/w PHC -NWR (Results-based)	14,281,971
859	Kazo District	254877	Mbogo HC II PHC	Health Center II	506918	Government	o/w PHC -NWR (Government)	7,990,996
859	Kazo District	254874	Burunga HC III PHC	Health Center III	506913	Government	o/w PHC -NWR (Government)	15,981,993
859	Kazo District	254874	Burunga HC III PHC	Health Center III	506913	Government	o/w PHC -NWR (Results-based)	11,953,606
859	Kazo District	273888	Lamezia HC III	Health Center III	0	UCMB	o/w PHC -NWR (PNFP)	22,453,758
859	Kazo District	273888	Lamezia HC III	Health Center III	0	UCMB	o/w PHC -NWR (Results-based)	11,306,721
859	Kazo District	254875	Orwigi HC II PHC	Health Center II	506920	Government	o/w PHC -NWR (Government)	7,990,996
859	Kazo District	256882	Nshunga HC III	Health Center III	505954	Government	o/w PHC -NWR (Government)	15,981,993
859	Kazo District	256882	Nshunga HC III	Health Center III	505954	Government	o/w PHC -NWR (Results-based)	5,548,590
859	Kazo District	254883	Kayanga HC II PHC	Health Center II	505960	Government	o/w PHC -NWR (Government)	7,990,996
859	Kazo District	254885	Rwamuranga HC II PHC	Health Center II	506919	Government	o/w PHC -NWR (Government)	7,990,996
859	Kazo District	254876	Keicumu HC II PHC	Health Center II	505957	Government	o/w PHC -NWR (Government)	7,990,996
859	Kazo District	254878	Kyengando HC II PHC	Health Center II	505958	Government	o/w PHC -NWR (Government)	7,990,996
859	Kazo District	254870	Bigutsyo HC II PHC	Health Center II	505956	Government	o/w PHC -NWR (Government)	7,990,996
859	Kazo District	254872	Buremba HC III PHC	Health Center III	505947	Government	o/w PHC -NWR (Government)	15,981,993
859	Kazo District	254872	Buremba HC III PHC	Health Center III	505947	Government	o/w PHC -NWR (Results-based)	17,212,836
859	Kazo District	254866	Kabingo HC II PHC	Health Center II	505955	Government	o/w PHC -NWR (Government)	7,990,996
859	Kazo District	254873	Ngomba HC II PHC	Health Center II	506917	Government	o/w PHC -NWR (Government)	7,990,996
859 Total								441,079,243
860	Kibaale District	256153	KIBAALE HU	Health Center IV	506813	Government	o/w PHC -NWR (Government)	143,212,401

Vote Code	Local Government	Cost Centre ID	Cost Centre Name	Cost Centre Type	Supplier Number	Ownership	Grant Title	2023/24 Approved Budget
860	Kibaale District	256153	KIBAALE HU	Health Center IV	506813	Government	o/w PHC -NWR (Results-based)	62,939,210
860	Kibaale District	253573	KYEBANDO HU	Health Center III	505194	Government	o/w PHC -NWR (Government)	28,642,480
860	Kibaale District	253573	KYEBANDO HU	Health Center III	505194	Government	o/w PHC -NWR (Results-based)	30,604,029
860	Kibaale District	253579	MATALE HC II	Health Center III	506815	Government	o/w PHC -NWR (Government)	28,642,480
860	Kibaale District	253579	MATALE HC II	Health Center III	506815	Government	o/w PHC -NWR (Results-based)	13,628,119
860	Kibaale District	253578	ST DENIS NSONGA HC II	Health Center II	505172	UCMB	o/w PHC -NWR (PNFP)	9,845,974
860	Kibaale District	253565	ST LUKE BUJUNI HCIII	Health Center III	506809	UCMB	o/w PHC -NWR (PNFP)	19,691,948
860	Kibaale District	253565	ST LUKE BUJUNI HCIII	Health Center III	506809	UCMB	o/w PHC -NWR (Results-based)	15,888,854
860	Kibaale District	272487	MAISUKA HC III	Health Center III	0	Government	o/w PHC -NWR (Government)	28,642,480
860	Kibaale District	272487	MAISUKA HC III	Health Center III	0	Government	o/w PHC -NWR (Results-based)	14,689,267
860	Kibaale District	273996	Nyamuranda HC III	Health Center III	0	Government	o/w PHC -NWR (Government)	28,642,480
860	Kibaale District	273996	Nyamuranda HC III	Health Center III	0	Government	o/w PHC -NWR (Results-based)	21,671,132
860	Kibaale District	253582	MUGARAMA HU	Health Center III	505196	Government	o/w PHC -NWR (Government)	28,642,480
860	Kibaale District	253582	MUGARAMA HU	Health Center III	505196	Government	o/w PHC -NWR (Results-based)	28,498,725
860	Kibaale District	253592	NYAMARWA HU	Health Center III	505197	Government	o/w PHC -NWR (Government)	28,642,480
860	Kibaale District	253592	NYAMARWA HU	Health Center III	505197	Government	o/w PHC -NWR (Results-based)	23,337,927
860 Total								555,862,467
861	Kiboga District	253598	MWEZI HEALTH CENTRE II	Health Center II	505220	Government	o/w PHC -NWR (Government)	7,243,144
861	Kiboga District	253605	KAMBUGU HEALTH CENTRE III	Health Center III	505211	Government	o/w PHC -NWR (Government)	14,486,288
861	Kiboga District	253605	KAMBUGU HEALTH CENTRE III	Health Center III	505211	Government	o/w PHC -NWR (Results-based)	12,422,033

Vote Code	Local Government	Cost Centre ID	Cost Centre Name	Cost Centre Type	Supplier Number	Ownership	Grant Title	2023/24 Approved Budget
861	Kiboga District	253604	KIKWATAMBOGO HEALTH CENTRE II	Health Center II	506820	Government	o/w PHC -NWR (Government)	7,243,144
861	Kiboga District	253600	KATALAMA HEALTH CENTRE II	Health Center II	505223	Government	o/w PHC -NWR (Government)	7,243,144
861	Kiboga District	253599	KATWE HEALTH CENTRE III	Health Center III	505216	Government	o/w PHC -NWR (Government)	14,486,288
861	Kiboga District	253599	KATWE HEALTH CENTRE III	Health Center III	505216	Government	o/w PHC -NWR (Results-based)	10,318,067
861	Kiboga District	253601	MUYENJE HEALTH CENTRE II	Health Center II	505218	Government	o/w PHC -NWR (Government)	7,243,144
861	Kiboga District	253609	LWAMATA HEALTH CENTRE III	Health Center III	505214	Government	o/w PHC -NWR (Government)	14,486,288
861	Kiboga District	253609	LWAMATA HEALTH CENTRE III	Health Center III	505214	Government	o/w PHC -NWR (Results-based)	25,498,883
861	Kiboga District	253611	MUWANGA HEALTH CENTRE III	Health Center III	505213	Government	o/w PHC -NWR (Government)	14,486,288
861	Kiboga District	253611	MUWANGA HEALTH CENTRE III	Health Center III	505213	Government	o/w PHC -NWR (Results-based)	9,451,663
861	Kiboga District	253612	NABWENDO DISPENSARY	Health Center III	505225	UPMB	o/w PHC -NWR (PNFP)	13,989,576
861	Kiboga District	253612	NABWENDO DISPENSARY	Health Center III	505225	UPMB	o/w PHC -NWR (Results-based)	8,918,567
861	Kiboga District	253607	BULAGA HEALTH CENTRE II	Health Center III	505217	Government	o/w PHC -NWR (Government)	14,486,288
861	Kiboga District	253607	BULAGA HEALTH CENTRE II	Health Center III	505217	Government	o/w PHC -NWR (Results-based)	6,761,545
861	Kiboga District	253610	NSALA HEALTH CENTRE II	Health Center II	505219	Government	o/w PHC -NWR (Government)	7,243,144
861	Kiboga District	253608	KYEKUMBYA HEALTH CENTRE II	Health Center II	506821	Government	o/w PHC -NWR (Government)	7,243,144
861	Kiboga District	256154	BUKOMERO HCENTRE IV	Health Center IV	505210	Government	o/w PHC -NWR (Government)	72,431,441
861	Kiboga District	256154	BUKOMERO HCENTRE IV	Health Center IV	505210	Government	o/w PHC -NWR (Results-based)	48,501,554
861	Kiboga District	253597	KYANAMUYONJO HEALTH CENTRE III	Health Center III	505215	Government	o/w PHC -NWR (Government)	14,486,288
861	Kiboga District	253597	KYANAMUYONJO HEALTH CENTRE III	Health Center III	505215	Government	o/w PHC -NWR (Results-based)	10,812,159
861	Kiboga District	253595	KYOMYA HEALTH CENTRE II	Health Center II	55035	Government	o/w PHC -NWR (Government)	7,243,144

Vote Code	Local Government	Cost Centre ID	Cost Centre Name	Cost Centre Type	Supplier Number	Ownership	Grant Title	2023/24 Approved Budget
861	Kiboga District	253613	NAKASOZI HEALTH CENTRE II	Health Center II	506819	Government	o/w PHC -NWR (Government)	7,243,144
861	Kiboga District	253606	BAMUSUUTA HEALTH CENTRE II	Health Center II	505226	UPMB	o/w PHC -NWR (PNFP)	6,994,788
861	Kiboga District	256155	KIBOGA HOSPITAL	Hospital	506822	Government	o/w PHC Hospital -NWR (Government)	488,290,489
861	Kiboga District	253594	EPICENTRE HEALTH CENTRE II	Health Center II	505221	Government	o/w PHC -NWR (Government)	7,243,144
861	Kiboga District	253602	KACHWANGUZI HEALTH CENTRE II	Health Center II	505222	Government	o/w PHC -NWR (Government)	7,243,144
861	Kiboga District	253603	NYAMIRINGA HEALTH CENTRE III	Health Center III	505212	Government	o/w PHC -NWR (Government)	14,486,288
861	Kiboga District	253603	NYAMIRINGA HEALTH CENTRE III	Health Center III	505212	Government	o/w PHC -NWR (Results-based)	9,337,242
861	Kiboga District	272867	Buninga	Health Center III	0	Government	o/w PHC -NWR (Government)	14,486,288
861	Kiboga District	272867	Buninga	Health Center III	0	Government	o/w PHC -NWR (Results-based)	20,696,279
861	Kiboga District	253596	SEETA HEALTH CENTRE II	Health Center II	505224	Government	o/w PHC -NWR (Government)	7,243,144
861 Total								939,989,177
862	Kibuku District	255727	NALUBEMBE	Health Center III	0	Government	o/w PHC -NWR (Government)	21,146,098
862	Kibuku District	255727	NALUBEMBE	Health Center III	0	Government	o/w PHC -NWR (Results-based)	24,681,016
862	Kibuku District	255732	TIRINYIHEALTH CENTRE III	Health Center III	506337	Government	o/w PHC -NWR (Government)	21,146,098
862	Kibuku District	255732	TIRINYIHEALTH CENTRE III	Health Center III	506337	Government	o/w PHC -NWR (Results-based)	20,758,137
862	Kibuku District	255725	NABULI HEALTH CENTRE III	Health Center III	505881	Government	o/w PHC -NWR (Government)	21,146,098
862	Kibuku District	255725	NABULI HEALTH CENTRE III	Health Center III	505881	Government	o/w PHC -NWR (Results-based)	29,392,668
862	Kibuku District	255722	KIRIIKA HEALTH CENTRE III	Health Center III	505880	Government	o/w PHC -NWR (Government)	21,146,098
862	Kibuku District	255722	KIRIIKA HEALTH CENTRE III	Health Center III	505880	Government	o/w PHC -NWR (Results-based)	27,985,084
862	Kibuku District	255706	KABWERI HEALTH CENTRE II	Health Center III	505885	Government	o/w PHC -NWR (Government)	21,146,098

Vote Code	Local Government	Cost Centre ID	Cost Centre Name	Cost Centre Type	Supplier Number	Ownership	Grant Title	2023/24 Approved Budget
862	Kibuku District	255706	KABWERI HEALTH CENTRE II	Health Center III	505885	Government	o/w PHC -NWR (Results-based)	15,803,883
862	Kibuku District	255712	KENKEBU HEALTH CENTRE II	Health Center II	505886	Government	o/w PHC -NWR (Government)	10,573,049
862	Kibuku District	255709	DODOI HEALTH CENTRE II	Health Center II	505883	Government	o/w PHC -NWR (Government)	10,573,049
862	Kibuku District	255719	KADAMA HEALTH CENTRE III	Health Center III	505879	Government	o/w PHC -NWR (Government)	21,146,098
862	Kibuku District	255719	KADAMA HEALTH CENTRE III	Health Center III	505879	Government	o/w PHC -NWR (Results-based)	33,558,430
862	Kibuku District	255724	LYAMA HC III	Health Center III	0	Government	o/w PHC -NWR (Government)	21,146,098
862	Kibuku District	255724	LYAMA HC III	Health Center III	0	Government	o/w PHC -NWR (Results-based)	20,774,459
862	Kibuku District	255715	BULANGIRAHEALTH CENTRE III	Health Center III	505882	Government	o/w PHC -NWR (Government)	21,146,098
862	Kibuku District	255715	BULANGIRAHEALTH CENTRE III	Health Center III	505882	Government	o/w PHC -NWR (Results-based)	25,818,986
862	Kibuku District	255729	BUSETAHEALTH CENTRE III	Health Center III	506338	Government	o/w PHC -NWR (Government)	21,146,098
862	Kibuku District	255729	BUSETAHEALTH CENTRE III	Health Center III	506338	Government	o/w PHC -NWR (Results-based)	25,949,974
862	Kibuku District	256344	KIBUKU HEALTH CENTRE IV	Health Center IV	505887	Government	o/w PHC -NWR (Government)	105,730,489
862	Kibuku District	256344	KIBUKU HEALTH CENTRE IV	Health Center IV	505887	Government	o/w PHC -NWR (Results-based)	47,661,832
862	Kibuku District	255713	LWATAMA HEALTH CENTRE III	Health Center III	505884	Government	o/w PHC -NWR (Government)	21,146,098
862	Kibuku District	255713	LWATAMA HEALTH CENTRE III	Health Center III	505884	Government	o/w PHC -NWR (Results-based)	8,448,839
862	Kibuku District	255731	KASASIRA HEALTH CENTRE III	Health Center III	507261	Government	o/w PHC -NWR (Government)	21,146,098
862	Kibuku District	255731	KASASIRA HEALTH CENTRE III	Health Center III	507261	Government	o/w PHC -NWR (Results-based)	22,411,255
862 Total								662,728,224
863	Kikuube District	252968	BUHUUKA HC II	Health Center III	504747	Government	o/w PHC -NWR (Government)	27,064,101
863	Kikuube District	252968	BUHUUKA HC II	Health Center III	504747	Government	o/w PHC -NWR (Results-based)	9,718,715

Vote Code	Local Government	Cost Centre ID	Cost Centre Name	Cost Centre Type	Supplier Number	Ownership	Grant Title	2023/24 Approved Budget
863	Kikuube District	253006	KASONGA HC II	Health Center II	504749	Government	o/w PHC -NWR (Government)	13,532,050
863	Kikuube District	253007	KYANGWALI HC IV	Health Center IV	506627	Government	o/w PHC -NWR (Government)	135,320,504
863	Kikuube District	253007	KYANGWALI HC IV	Health Center IV	506627	Government	o/w PHC -NWR (Results-based)	95,698,737
863	Kikuube District	253005	NSOZI HC III	Health Center III	504750	Government	o/w PHC -NWR (Government)	27,064,101
863	Kikuube District	253005	NSOZI HC III	Health Center III	504750	Government	o/w PHC -NWR (Results-based)	11,371,845
863	Kikuube District	252986	KABWOYA HC III	Health Center III	504740	Government	o/w PHC -NWR (Government)	27,064,101
863	Kikuube District	252986	KABWOYA HC III	Health Center III	504740	Government	o/w PHC -NWR (Results-based)	20,435,658
863	Kikuube District	252987	KASEETA HC II	Health Center III	504742	Government	o/w PHC -NWR (Government)	27,064,101
863	Kikuube District	252987	KASEETA HC II	Health Center III	504742	Government	o/w PHC -NWR (Results-based)	13,161,422
863	Kikuube District	252985	KYEHORO HC II	Health Center III	504751	Government	o/w PHC -NWR (Government)	27,064,101
863	Kikuube District	252985	KYEHORO HC II	Health Center III	504751	Government	o/w PHC -NWR (Results-based)	9,101,320
863	Kikuube District	252988	SEBIGORO HC II	Health Center III	506625	Government	o/w PHC -NWR (Government)	27,064,101
863	Kikuube District	252988	SEBIGORO HC II	Health Center III	506625	Government	o/w PHC -NWR (Results-based)	9,430,861
863	Kikuube District	272508	KICHOMPYO HC II	Health Center II	847349	Government	o/w PHC -NWR (Government)	13,532,050
863	Kikuube District	256101	KIKUBE HC IV	Health Center IV	506624	Government	o/w PHC -NWR (Government)	135,320,504
863	Kikuube District	256101	KIKUBE HC IV	Health Center IV	506624	Government	o/w PHC -NWR (Results-based)	39,521,811
863	Kikuube District	252997	MUKABARA HC III	Health Center III	504745	Government	o/w PHC -NWR (Government)	27,064,101
863	Kikuube District	252997	MUKABARA HC III	Health Center III	504745	Government	o/w PHC -NWR (Results-based)	11,625,151
863	Kikuube District	252999	Munteme Health Unit	Health Center II	504754	UCMB	o/w PHC -NWR (PNFP)	52,780,164
863	Kikuube District	252970	WAMBABYA HC II	Health Center II	548095	Government	o/w PHC -NWR (Government)	13,532,050

Vote Code	Local Government	Cost Centre ID	Cost Centre Name	Cost Centre Type	Supplier Number	Ownership	Grant Title	2023/24 Approved Budget
863	Kikuube District	252979	BUHIMBA HC III	Health Center III	504741	Government	o/w PHC -NWR (Government)	27,064,101
863	Kikuube District	252979	BUHIMBA HC III	Health Center III	504741	Government	o/w PHC -NWR (Results-based)	18,928,549
863	Kikuube District	252980	BUJALYA HC II	Health Center III	506629	Government	o/w PHC -NWR (Government)	27,064,101
863	Kikuube District	252980	BUJALYA HC II	Health Center III	506629	Government	o/w PHC -NWR (Results-based)	14,195,005
863	Kikuube District	252981	KISIIHA HC II	Health Center II	506628	Government	o/w PHC -NWR (Government)	13,532,050
863	Kikuube District	252982	KITOOLE HC II	Health Center II	504744	Government	o/w PHC -NWR (Government)	13,532,050
863	Kikuube District	252978	LUCY BISEREKO HC II	Health Center III	504748	Government	o/w PHC -NWR (Government)	27,064,101
863	Kikuube District	252978	LUCY BISEREKO HC II	Health Center III	504748	Government	o/w PHC -NWR (Results-based)	7,024,767
863	Kikuube District	252977	MUHWIJU HC II	Health Center III	504743	Government	o/w PHC -NWR (Government)	27,064,101
863	Kikuube District	252977	MUHWIJU HC II	Health Center III	504743	Government	o/w PHC -NWR (Results-based)	8,234,406
863	Kikuube District	252967	BUGAMBE HC III	Health Center III	504746	Government	o/w PHC -NWR (Government)	27,064,101
863	Kikuube District	252967	BUGAMBE HC III	Health Center III	504746	Government	o/w PHC -NWR (Results-based)	12,839,591
863	Kikuube District	252975	BUJUGU HC III	Health Center III	506626	Government	o/w PHC -NWR (Government)	27,064,101
863	Kikuube District	252975	BUJUGU HC III	Health Center III	506626	Government	o/w PHC -NWR (Results-based)	7,368,430
863 Total								1,031,571,005
864	Kiruhura District	254882	Kashongi HC III PHC	Health Center III	505951	Government	o/w PHC -NWR (Government)	12,606,117
864	Kiruhura District	254882	Kashongi HC III PHC	Health Center III	505951	Government	o/w PHC -NWR (Results-based)	17,920,205
864	Kiruhura District	254881	Rwanyangwe HC II PHC	Health Center II	505965	Government	o/w PHC -NWR (Government)	6,303,058
864	Kiruhura District	254890	Kitura HC III PHC	Health Center III	505949	Government	o/w PHC -NWR (Government)	12,606,117
864	Kiruhura District	254890	Kitura HC III PHC	Health Center III	505949	Government	o/w PHC -NWR (Results-based)	12,538,842

Vote Code	Local Government	Cost Centre ID	Cost Centre Name	Cost Centre Type	Supplier Number	Ownership	Grant Title	2023/24 Approved Budget
864	Kiruhura District	254880	Mooya HC II PHC	Health Center II	506921	Government	o/w PHC -NWR (Government)	6,303,058
864	Kiruhura District	254868	L Mburo HC III PHC	Health Center III	505950	Government	o/w PHC -NWR (Government)	12,606,117
864	Kiruhura District	254868	L Mburo HC III PHC	Health Center III	505950	Government	o/w PHC -NWR (Results-based)	11,142,969
864	Kiruhura District	254899	Rwabarata HC III	Health Center III	505966	Government	o/w PHC -NWR (Government)	12,606,117
864	Kiruhura District	254899	Rwabarata HC III	Health Center III	505966	Government	o/w PHC -NWR (Results-based)	6,588,480
864	Kiruhura District	254892	Nyakahita HC II PHC	Health Center II	505968	Government	o/w PHC -NWR (Government)	6,303,058
864	Kiruhura District	254894	Nyakashashara HC III PHC	Health Center III	506916	Government	o/w PHC -NWR (Government)	12,606,117
864	Kiruhura District	254894	Nyakashashara HC III PHC	Health Center III	506916	Government	o/w PHC -NWR (Results-based)	14,228,262
864	Kiruhura District	254895	Rurambira HC III	Health Center III	505967	Government	o/w PHC -NWR (Government)	12,606,117
864	Kiruhura District	254895	Rurambira HC III	Health Center III	505967	Government	o/w PHC -NWR (Results-based)	5,239,886
864	Kiruhura District	272493	RWEBIGYEMANO HC III	Health Center III	0	Government	o/w PHC -NWR (Government)	12,606,117
864	Kiruhura District	272493	RWEBIGYEMANO HC III	Health Center III	0	Government	o/w PHC -NWR (Results-based)	6,106,468
864	Kiruhura District	254900	Sanga HC III PHC	Health Center III	505952	Government	o/w PHC -NWR (Government)	12,606,117
864	Kiruhura District	254900	Sanga HC III PHC	Health Center III	505952	Government	o/w PHC -NWR (Results-based)	18,089,661
864	Kiruhura District	256264	Kiruhura HC IV PHC	Health Center IV	505944	Government	o/w PHC -NWR (Government)	63,030,583
864	Kiruhura District	256264	Kiruhura HC IV PHC	Health Center IV	505944	Government	o/w PHC -NWR (Results-based)	33,204,738
864	Kiruhura District	254893	Nyakasharara HC II PHC	Health Center II	505964	Government	o/w PHC -NWR (Government)	6,303,058
864	Kiruhura District	254888	Kinoni HC III PHC	Health Center III	505953	Government	o/w PHC -NWR (Government)	12,606,117
864	Kiruhura District	254888	Kinoni HC III PHC	Health Center III	505953	Government	o/w PHC -NWR (Results-based)	15,454,005
864	Kiruhura District	254887	Kikatsi HC III PHC	Health Center III	506915	Government	o/w PHC -NWR (Government)	12,606,117

Vote Code	Local Government	Cost Centre ID	Cost Centre Name	Cost Centre Type	Supplier Number	Ownership	Grant Title	2023/24 Approved Budget
864	Kiruhura District	254887	Kikatsi HC III PHC	Health Center III	506915	Government	o/w PHC -NWR (Results-based)	11,257,400
864	Kiruhura District	254869	ST MARY'S HC III KYEIBUZA	Health Center III	505970	UCMB	o/w PHC -NWR (PNFP)	17,472,961
864	Kiruhura District	254869	ST MARY'S HC III KYEIBUZA	Health Center III	505970	UCMB	o/w PHC -NWR (Results-based)	9,114,679
864	Kiruhura District	254886	Nshwere HC III	Health Center III	505963	Government	o/w PHC -NWR (Government)	12,606,117
864	Kiruhura District	254886	Nshwere HC III	Health Center III	505963	Government	o/w PHC -NWR (Results-based)	5,855,254
864	Kiruhura District	256263	RUSHERE COMMUNITY HOSPITAL	Hospital	505969	PNFP	o/w PHC Hospital -NWR (PNFP)	268,142,985
864	Kiruhura District	272492	RWESHANDE HC III	Health Center III	859690	Government	o/w PHC -NWR (Government)	12,606,117
864	Kiruhura District	272492	RWESHANDE HC III	Health Center III	859690	Government	o/w PHC -NWR (Results-based)	8,910,941
864	Kiruhura District	254889	Rwetamu HC III	Health Center III	506922	Government	o/w PHC -NWR (Government)	12,606,117
864	Kiruhura District	254889	Rwetamu HC III	Health Center III	506922	Government	o/w PHC -NWR (Results-based)	3,477,846
864 Total								716,867,914
865	Kiryandongo District	255457	APODORWA HEALTH CENTRE II	Health Center II	504832	Government	o/w PHC -NWR (Government)	15,239,086
865	Kiryandongo District	255463	DIIKA HEALTH CENTRE II	Health Center II	504834	Government	o/w PHC -NWR (Government)	15,239,086
865	Kiryandongo District	255467	DIIMA HEALTH CENTRE III	Health Center III	504844	Government	o/w PHC -NWR (Government)	30,478,172
865	Kiryandongo District	255467	DIIMA HEALTH CENTRE III	Health Center III	504844	Government	o/w PHC -NWR (Results-based)	23,572,260
865	Kiryandongo District	255464	KADUKU HEALTH CENTRE II	Health Center II	504836	Government	o/w PHC -NWR (Government)	15,239,086
865	Kiryandongo District	255466	KARUMA HEALTH CENTRE II	Health Center II	504838	Government	o/w PHC -NWR (Government)	15,239,086
865	Kiryandongo District	255461	KATULIKIRE HEALTH CENTRE	Health Center III	504846	UCMB	o/w PHC -NWR (PNFP)	16,852,290
865	Kiryandongo District	255461	KATULIKIRE HEALTH CENTRE	Health Center III	504846	UCMB	o/w PHC -NWR (Results-based)	13,253,240
865	Kiryandongo District	255454	KIGUMBA HEALTH CENTRE III	Health Center III	504840	Government	o/w PHC -NWR (Government)	30,478,172

Vote Code	Local Government	Cost Centre ID	Cost Centre Name	Cost Centre Type	Supplier Number	Ownership	Grant Title	2023/24 Approved Budget
865	Kiryandongo District	255454	KIGUMBA HEALTH CENTRE III	Health Center III	504840	Government	o/w PHC -NWR (Results-based)	32,812,567
865	Kiryandongo District	255455	KIIGYAHEALTH CENTRE II	Health Center II	504839	Government	o/w PHC -NWR (Government)	15,239,086
865	Kiryandongo District	255450	KIROKO HEALTH CENTRE II	Health Center II	507136	Government	o/w PHC -NWR (Government)	15,239,086
865	Kiryandongo District	255462	KITWARA HEALTH CENTRE II	Health Center II	504835	Government	o/w PHC -NWR (Government)	15,239,086
865	Kiryandongo District	255465	MASINDI PORT HEALTH CENTRE	Health Center III	504843	Government	o/w PHC -NWR (Government)	30,478,172
865	Kiryandongo District	255465	MASINDI PORT HEALTH CENTRE	Health Center III	504843	Government	o/w PHC -NWR (Results-based)	16,265,472
865	Kiryandongo District	255456	MPUMWEHEALTH CENTRE II	Health Center II	504833	Government	o/w PHC -NWR (Government)	15,239,086
865	Kiryandongo District	255468	MUTUNDA HEALTH CENTRE III	Health Center III	507138	Government	o/w PHC -NWR (Government)	30,478,172
865	Kiryandongo District	255468	MUTUNDA HEALTH CENTRE III	Health Center III	507138	Government	o/w PHC -NWR (Results-based)	25,391,903
865	Kiryandongo District	255459	PANYADOLI HILLS HC III	Health Center III	504841	Government	o/w PHC -NWR (Government)	30,478,172
865	Kiryandongo District	255459	PANYADOLI HILLS HC III	Health Center III	504841	Government	o/w PHC -NWR (Results-based)	13,358,771
865	Kiryandongo District	255453	ST THADDEUS KARUNGU HEALTH CE	Health Center III	548070	UCMB	o/w PHC -NWR (PNFP)	16,852,290
865	Kiryandongo District	255453	ST THADDEUS KARUNGU HEALTH CE	Health Center III	548070	UCMB	o/w PHC -NWR (Results-based)	12,582,410
865	Kiryandongo District	255460	TECWA HEALTH CENTRE II	Health Center II	507135	Government	o/w PHC -NWR (Government)	15,239,086
865	Kiryandongo District	255469	YABWENG HEALTH CENTRE II	Health Center II	504837	Government	o/w PHC -NWR (Government)	15,239,086
865	Kiryandongo District	255449	KICWABUJINGO HEALTH CENTRE II	Health Center II	507134	Government	o/w PHC -NWR (Government)	15,239,086
865	Kiryandongo District	255451	NYAKADOTI HEALTH CENTRE III	Health Center III	504842	Government	o/w PHC -NWR (Government)	30,478,172
865	Kiryandongo District	255451	NYAKADOTI HEALTH CENTRE III	Health Center III	504842	Government	o/w PHC -NWR (Results-based)	27,632,815
865	Kiryandongo District	255458	PANYADOLI HEALTH CENTRE IV	Health Center IV	507137	Government	o/w PHC -NWR (Government)	152,390,861
865	Kiryandongo District	255458	PANYADOLI HEALTH CENTRE IV	Health Center IV	507137	Government	o/w PHC -NWR (Results-based)	75,136,746

Vote Code	Local Government	Cost Centre ID	Cost Centre Name	Cost Centre Type	Supplier Number	Ownership	Grant Title	2023/24 Approved Budget
865	Kiryandongo District	256319	KIRYANDONGO HOSPITAL	Hospital	504845	Government	o/w PHC Hospital -NWR (Government)	389,089,568
865	Kiryandongo District	255452	ST MARY'SKIGUMBA HEALTH CEN	Health Center III	507139	UCMB	o/w PHC -NWR (PNFP)	16,852,290
865	Kiryandongo District	255452	ST MARY'SKIGUMBA HEALTH CEN	Health Center III	507139	UCMB	o/w PHC -NWR (Results-based)	19,069,346
865 Total								1,201,611,809
866	Kisoro District	253638	Gasovu HC III	Health Center III	505656	Government	o/w PHC -NWR (Government)	17,616,188
866	Kisoro District	253638	Gasovu HC III	Health Center III	505656	Government	o/w PHC -NWR (Results-based)	7,915,307
866	Kisoro District	253618	Gateriteri HC III	Health Center III	505660	Government	o/w PHC -NWR (Government)	17,616,188
866	Kisoro District	253618	Gateriteri HC III	Health Center III	505660	Government	o/w PHC -NWR (Results-based)	7,025,125
866	Kisoro District	253632	Gisozi HC II	Health Center II	505662	Government	o/w PHC -NWR (Government)	8,808,094
866	Kisoro District	253621	Kagunga HC II	Health Center II	505665	Government	o/w PHC -NWR (Government)	8,808,094
866	Kisoro District	256158	KISORO hospital	Hospital	505673	Government	o/w PHC Hospital -NWR (Government)	356,997,221
866	Kisoro District	253633	Muramba HC III	Health Center III	507022	Government	o/w PHC -NWR (Government)	17,616,188
866	Kisoro District	253633	Muramba HC III	Health Center III	507022	Government	o/w PHC -NWR (Results-based)	18,228,562
866	Kisoro District	256157	Rubuguri HC IV	Health Center IV	507021	Government	o/w PHC -NWR (Government)	88,080,941
866	Kisoro District	256157	Rubuguri HC IV	Health Center IV	507021	Government	o/w PHC -NWR (Results-based)	24,294,287
866	Kisoro District	253634	Maregamo HC III	Health Center III	505670	Government	o/w PHC -NWR (Government)	17,616,188
866	Kisoro District	253634	Maregamo HC III	Health Center III	505670	Government	o/w PHC -NWR (Results-based)	1,844,474
866	Kisoro District	253640	Mburabuturo HC II	Health Center II	505667	Government	o/w PHC -NWR (Government)	8,808,094
866	Kisoro District	256160	Mutorele hospital PHC	Hospital	505674	UCMB	o/w PHC Hospital -NWR (PNFP)	168,279,868
866	Kisoro District	253639	Nyakabande HC III	Health Center III	505666	Government	o/w PHC -NWR (Government)	17,616,188

Vote Code	Local Government	Cost Centre ID	Cost Centre Name	Cost Centre Type	Supplier Number	Ownership	Grant Title	2023/24 Approved Budget
866	Kisoro District	253639	Nyakabande HC III	Health Center III	505666	Government	o/w PHC -NWR (Results-based)	19,452,974
866	Kisoro District	272488	RWINGWE HC III	Health Center III	935466	Government	o/w PHC -NWR (Government)	17,616,188
866	Kisoro District	272488	RWINGWE HC III	Health Center III	935466	Government	o/w PHC -NWR (Results-based)	1,898,510
866	Kisoro District	253641	Chihe HC II	Health Center II	505663	Government	o/w PHC -NWR (Government)	8,808,094
866	Kisoro District	253642	Nyakinama HC III	Health Center III	505658	Government	o/w PHC -NWR (Government)	17,616,188
866	Kisoro District	253642	Nyakinama HC III	Health Center III	505658	Government	o/w PHC -NWR (Results-based)	14,941,118
866	Kisoro District	253643	Busengo HC II	Health Center II	505664	Government	o/w PHC -NWR (Government)	8,808,094
866	Kisoro District	253646	Gapfurizo HC II	Health Center II	507024	Government	o/w PHC -NWR (Government)	8,808,094
866	Kisoro District	253644	Nyarubuye HC III	Health Center III	505657	Government	o/w PHC -NWR (Government)	17,616,188
866	Kisoro District	253644	Nyarubuye HC III	Health Center III	505657	Government	o/w PHC -NWR (Results-based)	5,981,839
866	Kisoro District	253614	Buhozi HC III	Health Center III	505661	Government	o/w PHC -NWR (Government)	17,616,188
866	Kisoro District	253614	Buhozi HC III	Health Center III	505661	Government	o/w PHC -NWR (Results-based)	7,136,366
866	Kisoro District	256156	Busanza HC IV	Health Center IV	505648	Government	o/w PHC -NWR (Government)	88,080,941
866	Kisoro District	256156	Busanza HC IV	Health Center IV	505648	Government	o/w PHC -NWR (Results-based)	16,545,974
866	Kisoro District	253627	Kagano HC III	Health Center III	505652	Government	o/w PHC -NWR (Government)	17,616,188
866	Kisoro District	253627	Kagano HC III	Health Center III	505652	Government	o/w PHC -NWR (Results-based)	6,132,490
866	Kisoro District	253626	Kagezi HC III	Health Center III	505659	Government	o/w PHC -NWR (Government)	17,616,188
866	Kisoro District	253626	Kagezi HC III	Health Center III	505659	Government	o/w PHC -NWR (Results-based)	6,156,069
866	Kisoro District	253637	Gasovu HC II	Health Center II	507027	Government	o/w PHC -NWR (Government)	8,808,094
866	Kisoro District	253645	Nyarusiza HC III	Health Center III	505650	Government	o/w PHC -NWR (Government)	17,616,188

Vote Code	Local Government	Cost Centre ID	Cost Centre Name	Cost Centre Type	Supplier Number	Ownership	Grant Title	2023/24 Approved Budget
866	Kisoro District	253645	Nyarusiza HC III	Health Center III	505650	Government	o/w PHC -NWR (Results-based)	17,591,704
866	Kisoro District	253617	Muganza HCII	Health Center II	505671	Government	o/w PHC -NWR (Government)	8,808,094
866	Kisoro District	253624	Nyabihuniko HC III	Health Center III	505651	Government	o/w PHC -NWR (Government)	17,616,188
866	Kisoro District	253624	Nyabihuniko HC III	Health Center III	505651	Government	o/w PHC -NWR (Results-based)	7,942,209
866	Kisoro District	253631	Bunagana HC II	Health Center II	507023	Government	o/w PHC -NWR (Government)	8,808,094
866	Kisoro District	256159	Chahafi HC IV	Health Center IV	505649	Government	o/w PHC -NWR (Government)	88,080,941
866	Kisoro District	256159	Chahafi HC IV	Health Center IV	505649	Government	o/w PHC -NWR (Results-based)	27,169,692
866	Kisoro District	253635	Chibumba HC II	Health Center II	507025	Government	o/w PHC -NWR (Government)	8,808,094
866	Kisoro District	253625	Clare Nsenga Centre III	Health Center III	505676	Partnership	o/w PHC -NWR (PNFP)	18,293,332
866	Kisoro District	253625	Clare Nsenga Centre III	Health Center III	505676	Partnership	o/w PHC -NWR (Results-based)	5,263,374
866	Kisoro District	253615	Gitovu HC II	Health Center II	505672	Government	o/w PHC -NWR (Government)	8,808,094
866	Kisoro District	253623	Kinanira Subdispensary	Health Center III	507028	UCMB	o/w PHC -NWR (PNFP)	18,293,332
866	Kisoro District	253623	Kinanira Subdispensary	Health Center III	507028	UCMB	o/w PHC -NWR (Results-based)	8,743,166
866	Kisoro District	253648	Bukimbiri HC III	Health Center III	505653	Government	o/w PHC -NWR (Government)	17,616,188
866	Kisoro District	253648	Bukimbiri HC III	Health Center III	505653	Government	o/w PHC -NWR (Results-based)	10,176,778
866	Kisoro District	253616	Ikamiro HC II	Health Center II	548322	Government	o/w PHC -NWR (Government)	8,808,094
866	Kisoro District	253647	Mulehe HC II	Health Center II	505669	Government	o/w PHC -NWR (Government)	8,808,094
866	Kisoro District	253628	Kalehe HC II	Health Center II	505668	Government	o/w PHC -NWR (Government)	8,808,094
866	Kisoro District	253629	Rutaka Health Centre	Health Center III	505675	UPMB	o/w PHC -NWR (PNFP)	18,293,332
866	Kisoro District	253629	Rutaka Health Centre	Health Center III	505675	UPMB	o/w PHC -NWR (Results-based)	7,424,251

Vote Code	Local Government	Cost Centre ID	Cost Centre Name	Cost Centre Type	Supplier Number	Ownership	Grant Title	2023/24 Approved Budget
866	Kisoro District	253636	Nteko HC III	Health Center III	505655	Government	o/w PHC -NWR (Government)	17,616,188
866	Kisoro District	253636	Nteko HC III	Health Center III	505655	Government	o/w PHC -NWR (Results-based)	8,928,000
866	Kisoro District	253620	Iremera HC III	Health Center III	505654	Government	o/w PHC -NWR (Government)	17,616,188
866	Kisoro District	253620	Iremera HC III	Health Center III	505654	Government	o/w PHC -NWR (Results-based)	7,147,684
866	Kisoro District	253619	Nyamatsinda HC II	Health Center II	507026	Government	o/w PHC -NWR (Government)	8,808,094
866 Total								1,496,320,281
867	Kitagwenda District	253358	KANARA HEALTH CENTRE II	Health Center III	507257	Government	o/w PHC -NWR (Government)	22,074,924
867	Kitagwenda District	253358	KANARA HEALTH CENTRE II	Health Center III	507257	Government	o/w PHC -NWR (Results-based)	22,750,370
867	Kitagwenda District	253368	NYABBANI HEALTH CENTRE III	Health Center III	506320	Government	o/w PHC -NWR (Government)	22,074,924
867	Kitagwenda District	253368	NYABBANI HEALTH CENTRE III	Health Center III	506320	Government	o/w PHC -NWR (Results-based)	20,711,861
867	Kitagwenda District	253367	RWENJAZA HEALTH CENTRE II	Health Center II	507259	Government	o/w PHC -NWR (Government)	11,037,462
867	Kitagwenda District	253342	BUHANDA HEALTH CENTRE II	Health Center II	507255	Government	o/w PHC -NWR (Government)	11,037,462
867	Kitagwenda District	253340	KAKASI COU HEALTH CENTRE III	Health Center II	507260	UPMB	o/w PHC -NWR (PNFP)	7,428,761
867	Kitagwenda District	253341	KAKASI HEALTH CENTRE II	Health Center II	506326	Government	o/w PHC -NWR (Government)	11,037,462
867	Kitagwenda District	253366	KICWAMBA CATHOLIC DISPENSARY	Health Center III	506335	UCMB	o/w PHC -NWR (PNFP)	14,009,761
867	Kitagwenda District	253366	KICWAMBA CATHOLIC DISPENSARY	Health Center III	506335	UCMB	o/w PHC -NWR (Results-based)	9,961,595
867	Kitagwenda District	256132	NTARA HC IV	Health Center IV	506312	Government	o/w PHC -NWR (Government)	110,374,622
867	Kitagwenda District	256132	NTARA HC IV	Health Center IV	506312	Government	o/w PHC -NWR (Results-based)	53,375,208
867	Kitagwenda District	253360	BUKURUNGU HEALTH CENTRE II	Health Center II	506323	Government	o/w PHC -NWR (Government)	11,037,462
867	Kitagwenda District	253359	KICHECHE HEALTH CENTRE III	Health Center III	506318	Government	o/w PHC -NWR (Government)	22,074,924

Vote Code	Local Government	Cost Centre ID	Cost Centre Name	Cost Centre Type	Supplier Number	Ownership	Grant Title	2023/24 Approved Budget
867	Kitagwenda District	253359	KICHECHE HEALTH CENTRE III	Health Center III	506318	Government	o/w PHC -NWR (Results-based)	22,967,203
867	Kitagwenda District	253361	MAHYORO HEALTH CENTRE III	Health Center III	506319	Government	o/w PHC -NWR (Government)	22,074,924
867	Kitagwenda District	253361	MAHYORO HEALTH CENTRE III	Health Center III	506319	Government	o/w PHC -NWR (Results-based)	27,105,000
867 Total								421,133,930
868	Kitgum District	253667	AKILOK HEALTH CENTRE II	Health Center II	506249	Government	o/w PHC -NWR (Government)	10,388,132
868	Kitgum District	272570	AKURUMOR HC II	Health Center II	0	Government	o/w PHC -NWR (Government)	10,388,132
868	Kitgum District	256163	KITGUM GOVERNMENT HOSPITAL	Hospital	506264	Government	o/w PHC Hospital -NWR (Government)	414,965,406
868	Kitgum District	253657	KITGUM MATIDI HEALTH CENTRE II	Health Center III	506259	Government	o/w PHC -NWR (Government)	20,776,263
868	Kitgum District	253657	KITGUM MATIDI HEALTH CENTRE II	Health Center III	506259	Government	o/w PHC -NWR (Results-based)	10,685,341
868	Kitgum District	272571	LALEKAN HC II	Health Center II	0	Government	o/w PHC -NWR (Government)	10,388,132
868	Kitgum District	253663	LOBOROM HEALTH CENTRE III	Health Center III	507238	Government	o/w PHC -NWR (Government)	20,776,263
868	Kitgum District	253663	LOBOROM HEALTH CENTRE III	Health Center III	507238	Government	o/w PHC -NWR (Results-based)	8,034,742
868	Kitgum District	256161	NAMOKORA HEALTH CENTRE IV	Health Center IV	506263	Government	o/w PHC -NWR (Government)	103,881,316
868	Kitgum District	256161	NAMOKORA HEALTH CENTRE IV	Health Center IV	506263	Government	o/w PHC -NWR (Results-based)	43,118,341
868	Kitgum District	253660	OBYEN HEALTH CENTRE II	Health Center II	506250	Government	o/w PHC -NWR (Government)	10,388,132
868	Kitgum District	253666	OMIYA ANYIMA HEALTH CENTRE III	Health Center III	506258	Government	o/w PHC -NWR (Government)	20,776,263
868	Kitgum District	253666	OMIYA ANYIMA HEALTH CENTRE III	Health Center III	506258	Government	o/w PHC -NWR (Results-based)	12,001,126
868	Kitgum District	253668	OROM HEALTH CENTRE III	Health Center III	506257	Government	o/w PHC -NWR (Government)	20,776,263
868	Kitgum District	253668	OROM HEALTH CENTRE III	Health Center III	506257	Government	o/w PHC -NWR (Results-based)	13,160,291
868	Kitgum District	256162	ST JOSEPH HOSPITAL	Hospital	506265	UCMB	o/w PHC Hospital -NWR (PNFP)	204,207,398

Vote Code	Local Government	Cost Centre ID	Cost Centre Name	Cost Centre Type	Supplier Number	Ownership	Grant Title	2023/24 Approved Budget
868	Kitgum District	253665	LAGOT HEALTH CENTRE II	Health Center II	506253	Government	o/w PHC -NWR (Government)	10,388,132
868	Kitgum District	253664	MUCWINI HEALTH CENTRE III	Health Center III	507237	Government	o/w PHC -NWR (Government)	20,776,263
868	Kitgum District	253664	MUCWINI HEALTH CENTRE III	Health Center III	507237	Government	o/w PHC -NWR (Results-based)	13,615,711
868	Kitgum District	253650	PUDO HEALTH CENTRE II	Health Center II	506254	Government	o/w PHC -NWR (Government)	10,388,132
868	Kitgum District	253661	AKUNA LABER HEALTH CENTRE III	Health Center III	506260	Government	o/w PHC -NWR (Government)	20,776,263
868	Kitgum District	253661	AKUNA LABER HEALTH CENTRE III	Health Center III	506260	Government	o/w PHC -NWR (Results-based)	12,666,297
868	Kitgum District	272585	LAKWOR HC II	Health Center II	0	Government	o/w PHC -NWR (Government)	10,388,132
868	Kitgum District	253659	ORYANG KULUKWAC HEALTH CENTRE	Health Center II	506255	Government	o/w PHC -NWR (Government)	10,388,132
868	Kitgum District	272569	PAWIDI HC II	Health Center II	0	Government	o/w PHC -NWR (Government)	10,388,132
868	Kitgum District	253653	GWENGCOO HEALTH CENTRE II	Health Center II	506252	Government	o/w PHC -NWR (Government)	10,388,132
868	Kitgum District	253655	LUKWOR HEALTH CENTRE II	Health Center II	506251	Government	o/w PHC -NWR (Government)	10,388,132
868	Kitgum District	253654	OKIDI HEALTH CENTRE III	Health Center III	506262	Government	o/w PHC -NWR (Government)	20,776,263
868	Kitgum District	253654	OKIDI HEALTH CENTRE III	Health Center III	506262	Government	o/w PHC -NWR (Results-based)	5,079,034
868	Kitgum District	253651	PAJIMO HEALTH CENTRE III	Health Center III	506261	Government	o/w PHC -NWR (Government)	20,776,263
868	Kitgum District	253651	PAJIMO HEALTH CENTRE III	Health Center III	506261	Government	o/w PHC -NWR (Results-based)	10,213,739
868	Kitgum District	272572	TAMANGU HC II	Health Center II	0	Government	o/w PHC -NWR (Government)	10,388,132
868 Total								1,142,496,427
869	Koboko District	256267	KOBOKO HOSPITAL	Hospital	504847	Government	o/w PHC Hospital -NWR (Government)	613,616,563
869	Koboko District	254914	DRICILE HEALTH CENTRE III	Health Center III	507141	Government	o/w PHC -NWR (Government)	27,425,938
869	Koboko District	254914	DRICILE HEALTH CENTRE III	Health Center III	507141	Government	o/w PHC -NWR (Results-based)	12,491,407

Vote Code	Local Government	Cost Centre ID	Cost Centre Name	Cost Centre Type	Supplier Number	Ownership	Grant Title	2023/24 Approved Budget
869	Koboko District	254905	AYIPE HEALTH CENTRE III	Health Center III	504849	Government	o/w PHC -NWR (Government)	27,425,938
869	Koboko District	254905	AYIPE HEALTH CENTRE III	Health Center III	504849	Government	o/w PHC -NWR (Results-based)	18,838,831
869	Koboko District	254906	KULUBA HEALTH CENTRE II	Health Center II	504853	Government	o/w PHC -NWR (Government)	13,712,969
869	Koboko District	254907	ORABA HEALTH CENTREII	Health Center II	504855	Government	o/w PHC -NWR (Government)	13,712,969
869	Koboko District	254908	PAMODO HEALTH CENTRE II	Health Center II	504856	Government	o/w PHC -NWR (Government)	13,712,969
869	Koboko District	254903	DRANYA HEALTH CENTRE III	Health Center III	504850	Government	o/w PHC -NWR (Government)	27,425,938
869	Koboko District	254903	DRANYA HEALTH CENTRE III	Health Center III	504850	Government	o/w PHC -NWR (Results-based)	18,556,243
869	Koboko District	254910	LOBULE HEALTH CENTRE III	Health Center III	507140	Government	o/w PHC -NWR (Government)	27,425,938
869	Koboko District	254910	LOBULE HEALTH CENTRE III	Health Center III	507140	Government	o/w PHC -NWR (Results-based)	19,132,761
869	Koboko District	254911	LURUJO HEALTH CENTRE II	Health Center II	504854	Government	o/w PHC -NWR (Government)	13,712,969
869	Koboko District	254902	PIJOKE HEALTH CENTRE II	Health Center II	504858	Government	o/w PHC -NWR (Government)	13,712,969
869	Koboko District	254909	GBOROKOLONGO HEALTH CENTRE III	Health Center III	504851	Government	o/w PHC -NWR (Government)	27,425,938
869	Koboko District	254909	GBOROKOLONGO HEALTH CENTRE III	Health Center III	504851	Government	o/w PHC -NWR (Results-based)	18,691,615
869	Koboko District	254912	BAMURE HEALTH CENTRE II	Health Center II	504852	Government	o/w PHC -NWR (Government)	13,712,969
869	Koboko District	254901	CHAKULIA HEALTH CENTRE II	Health Center III	504857	Government	o/w PHC -NWR (Government)	27,425,938
869	Koboko District	254901	CHAKULIA HEALTH CENTRE II	Health Center III	504857	Government	o/w PHC -NWR (Results-based)	12,377,013
869	Koboko District	254913	LUDARA HEALTH CENTRE III	Health Center III	504848	Government	o/w PHC -NWR (Government)	27,425,938
869	Koboko District	254913	LUDARA HEALTH CENTRE III	Health Center III	504848	Government	o/w PHC -NWR (Results-based)	17,945,604
869 Total								1,005,909,416
870	Kole District	255753	Ayara HC II	Health Center II	504342	Government	o/w PHC -NWR (Government)	12,892,545

Vote Code	Local Government	Cost Centre ID	Cost Centre Name	Cost Centre Type	Supplier Number	Ownership	Grant Title	2023/24 Approved Budget
870	Kole District	255751	Alito HC III	Health Center III	504339	Government	o/w PHC -NWR (Government)	25,785,091
870	Kole District	255751	Alito HC III	Health Center III	504339	Government	o/w PHC -NWR (Results-based)	26,867,519
870	Kole District	255752	Apalabarawo HC III	Health Center III	504340	Government	o/w PHC -NWR (Government)	25,785,091
870	Kole District	255752	Apalabarawo HC III	Health Center III	504340	Government	o/w PHC -NWR (Results-based)	29,901,386
870	Kole District	256347	Aboke HC IV	Health Center IV	506669	Government	o/w PHC -NWR (Government)	128,925,454
870	Kole District	256347	Aboke HC IV	Health Center IV	506669	Government	o/w PHC -NWR (Results-based)	69,664,661
870	Kole District	255748	Aboke Mission HC III	Health Center III	506670	UCMB	o/w PHC -NWR (PNFP)	29,109,218
870	Kole District	255748	Aboke Mission HC III	Health Center III	506670	UCMB	o/w PHC -NWR (Results-based)	7,727,303
870	Kole District	255749	Opeta HC II	Health Center III	504338	Government	o/w PHC -NWR (Government)	25,785,091
870	Kole District	255749	Opeta HC II	Health Center III	504338	Government	o/w PHC -NWR (Results-based)	23,725,206
870	Kole District	255750	Akalo HC III	Health Center III	504341	Government	o/w PHC -NWR (Government)	25,785,091
870	Kole District	255750	Akalo HC III	Health Center III	504341	Government	o/w PHC -NWR (Results-based)	30,312,032
870	Kole District	255754	Ayer HC II	Health Center III	504336	Government	o/w PHC -NWR (Government)	25,785,091
870	Kole District	255754	Ayer HC II	Health Center III	504336	Government	o/w PHC -NWR (Results-based)	16,857,976
870	Kole District	255756	Bung HC II	Health Center II	506667	Government	o/w PHC -NWR (Government)	12,892,545
870	Kole District	255757	Bala HC III	Health Center III	506668	Government	o/w PHC -NWR (Government)	25,785,091
870	Kole District	255757	Bala HC III	Health Center III	506668	Government	o/w PHC -NWR (Results-based)	35,054,557
870	Kole District	272935	Omolydang HC III	Health Center III	0	Government	o/w PHC -NWR (Government)	25,785,091
870	Kole District	272935	Omolydang HC III	Health Center III	0	Government	o/w PHC -NWR (Results-based)	8,649,910
870	Kole District	255755	Okole HC II	Health Center III	504337	Government	o/w PHC -NWR (Government)	25,785,091

Vote Code	Local Government	Cost Centre ID	Cost Centre Name	Cost Centre Type	Supplier Number	Ownership	Grant Title	2023/24 Approved Budget
870	Kole District	255755	Okole HC II	Health Center III	504337	Government	o/w PHC -NWR (Results-based)	18,816,537
870 Total								657,677,576
871	Kotido District	272464	APAPLOPUS HC II	Health Center II	847336	Government	o/w PHC -NWR (Government)	16,413,453
871	Kotido District	253680	KAMORU HC II	Health Center II	837338	Government	o/w PHC -NWR (Government)	16,413,453
871	Kotido District	256164	KOTIDO General Hospital	Hospital	504860	Government	o/w PHC Hospital -NWR (Government)	392,853,414
871	Kotido District	253673	LOKITAELEBU HEALTH CENTRE III	Health Center III	504862	Government	o/w PHC -NWR (Government)	32,826,906
871	Kotido District	253673	LOKITAELEBU HEALTH CENTRE III	Health Center III	504862	Government	o/w PHC -NWR (Results-based)	20,513,838
871	Kotido District	272463	LOKOROK HC II	Health Center II	847333	Government	o/w PHC -NWR (Government)	16,413,453
871	Kotido District	253677	NAKAPELIMORU HEALTH CENTRE III	Health Center III	506765	Government	o/w PHC -NWR (Government)	32,826,906
871	Kotido District	253677	NAKAPELIMORU HEALTH CENTRE III	Health Center III	506765	Government	o/w PHC -NWR (Results-based)	27,410,661
871	Kotido District	253682	NAPUMPUM	Health Center III	847334	Government	o/w PHC -NWR (Government)	32,826,906
871	Kotido District	253682	NAPUMPUM	Health Center III	847334	Government	o/w PHC -NWR (Results-based)	16,099,216
871	Kotido District	253683	RIKITAE	Health Center II	837937	Government	o/w PHC -NWR (Government)	16,413,453
871	Kotido District	272462	APALOPAMA HC II	Health Center II	847332	Government	o/w PHC -NWR (Government)	16,413,453
871	Kotido District	253669	KACHERI HEALTH CENTRE III	Health Center III	504861	Government	o/w PHC -NWR (Government)	32,826,906
871	Kotido District	253669	KACHERI HEALTH CENTRE III	Health Center III	504861	Government	o/w PHC -NWR (Results-based)	38,039,533
871	Kotido District	253670	LOKIDING HC II	Health Center II	847328	Government	o/w PHC -NWR (Government)	16,413,453
871	Kotido District	253671	LOSAKUCHA HC II	Health Center II	847329	Government	o/w PHC -NWR (Government)	16,413,453
871	Kotido District	253686	LOPUYO HC II	Health Center II	847331	Government	o/w PHC -NWR (Government)	16,413,453
871	Kotido District	253685	NAKWAKWA HC II	Health Center II	847330	Government	o/w PHC -NWR (Government)	16,413,453

Vote Code	Local Government	Cost Centre ID	Cost Centre Name	Cost Centre Type	Supplier Number	Ownership	Grant Title	2023/24 Approved Budget
871	Kotido District	253684	RENGEN HEALTH CENTRE III	Health Center III	504864	Government	o/w PHC -NWR (Government)	32,826,906
871	Kotido District	253684	RENGEN HEALTH CENTRE III	Health Center III	504864	Government	o/w PHC -NWR (Results-based)	28,806,733
871 Total								835,579,003
872	Kumi District	253694	AGARIA HEALTH CENTRE II	Health Center II	506157	Government	o/w PHC -NWR (Government)	15,493,296
872	Kumi District	253695	KAKURESHEALTH CENTRE II	Health Center II	506159	Government	o/w PHC -NWR (Government)	15,493,296
872	Kumi District	256165	MED SUP ATUTUR HOSPITAL	Hospital	506164	Government	o/w PHC Hospital -NWR (Government)	408,355,815
872	Kumi District	253696	MUKONGORO HEALTH CENTRE III	Health Center III	507155	Government	o/w PHC -NWR (Government)	30,986,593
872	Kumi District	253696	MUKONGORO HEALTH CENTRE III	Health Center III	507155	Government	o/w PHC -NWR (Results-based)	30,324,292
872	Kumi District	253693	MUKONGORO NGO UNIT	Health Center II	506162	UPMB	o/w PHC -NWR (PNFP)	7,066,533
872	Kumi District	253701	AKIDE HC II	Health Center II	506158	Government	o/w PHC -NWR (Government)	15,493,296
872	Kumi District	253700	KANAPA HEALTH UNIT (COU)	Health Center II	551189	UPMB	o/w PHC -NWR (PNFP)	7,066,533
872	Kumi District	256167	KUMI LEPROSY DELEGATED FUND	Hospital	506165	UPMB	o/w PHC Hospital -NWR (PNFP)	174,949,799
872	Kumi District	253702	ONGINO HEALTH CENTRE III	Health Center III	506154	Government	o/w PHC -NWR (Government)	30,986,593
872	Kumi District	253702	ONGINO HEALTH CENTRE III	Health Center III	506154	Government	o/w PHC -NWR (Results-based)	24,101,715
872	Kumi District	272509	OSEERA HC II	Health Center II	862194	Government	o/w PHC -NWR (Government)	15,493,296
872	Kumi District	253692	OMATENGA HEALTH ENTREC II	Health Center III	506155	Government	o/w PHC -NWR (Government)	30,986,593
872	Kumi District	253692	OMATENGA HEALTH ENTREC II	Health Center III	506155	Government	o/w PHC -NWR (Results-based)	18,707,178
872	Kumi District	253698	AGURUT HC II	Health Center II	506156	Government	o/w PHC -NWR (Government)	15,493,296
872	Kumi District	253699	NYERO HC III	Health Center III	506152	Government	o/w PHC -NWR (Government)	30,986,593
872	Kumi District	253699	NYERO HC III	Health Center III	506152	Government	o/w PHC -NWR (Results-based)	19,979,906

Vote Code	Local Government	Cost Centre ID	Cost Centre Name	Cost Centre Type	Supplier Number	Ownership	Grant Title	2023/24 Approved Budget
872	Kumi District	253697	NYERO NGO UNIT	Health Center II	506161	UPMB	o/w PHC -NWR (PNFP)	7,066,533
872	Kumi District	253687	OGOOMA HC II	Health Center II	0	Government	o/w PHC -NWR (Government)	15,493,296
872	Kumi District	253688	KAMACHA HEALTH CENTRE III	Health Center III	506153	Government	o/w PHC -NWR (Government)	30,986,593
872	Kumi District	253688	KAMACHA HEALTH CENTRE III	Health Center III	506153	Government	o/w PHC -NWR (Results-based)	23,557,471
872	Kumi District	253689	KANYUM HC III PHC FUND	Health Center III	506151	Government	o/w PHC -NWR (Government)	30,986,593
872	Kumi District	253689	KANYUM HC III PHC FUND	Health Center III	506151	Government	o/w PHC -NWR (Results-based)	24,491,258
872	Kumi District	253691	KANYUM NGO UNIT	Health Center II	506163	UPMB	o/w PHC -NWR (PNFP)	7,066,533
872 Total								1,031,612,901
873	Kwania District	252708	ABEI HEALTH CENTRE II	Health Center II	504464	Government	o/w PHC -NWR (Government)	9,668,717
873	Kwania District	252719	ACWAO HEALTH CENTRE II	Health Center II	504463	Government	o/w PHC -NWR (Government)	9,668,717
873	Kwania District	256073	ADUKU HEALTH CENTRE IV	Health Center IV	504452	Government	o/w PHC -NWR (Government)	96,687,171
873	Kwania District	256073	ADUKU HEALTH CENTRE IV	Health Center IV	504452	Government	o/w PHC -NWR (Results-based)	58,931,973
873	Kwania District	252699	ADUKU MATERNITY UNIT	Health Center II	506709	UCMB	o/w PHC -NWR (PNFP)	8,233,120
873	Kwania District	272510	ANINOLAL HC II	Health Center II	849970	Government	o/w PHC -NWR (Government)	9,668,717
873	Kwania District	252707	APWORI HEALTH CENTRE III	Health Center III	504455	Government	o/w PHC -NWR (Government)	19,337,434
873	Kwania District	252707	APWORI HEALTH CENTRE III	Health Center III	504455	Government	o/w PHC -NWR (Results-based)	18,514,849
873	Kwania District	252693	CHAWENTE HEALTH CENTRE III	Health Center III	504454	Government	o/w PHC -NWR (Government)	19,337,434
873	Kwania District	252693	CHAWENTE HEALTH CENTRE III	Health Center III	504454	Government	o/w PHC -NWR (Results-based)	17,250,915
873	Kwania District	252718	INOMO HEALTH CENTRE III	Health Center III	504456	Government	o/w PHC -NWR (Government)	19,337,434
873	Kwania District	252718	INOMO HEALTH CENTRE III	Health Center III	504456	Government	o/w PHC -NWR (Results-based)	23,466,773

Vote Code	Local Government	Cost Centre ID	Cost Centre Name	Cost Centre Type	Supplier Number	Ownership	Grant Title	2023/24 Approved Budget
873	Kwania District	252720	NAMBIESO HEALTH CENTRE III	Health Center III	504457	Government	o/w PHC -NWR (Government)	19,337,434
873	Kwania District	252720	NAMBIESO HEALTH CENTRE III	Health Center III	504457	Government	o/w PHC -NWR (Results-based)	22,797,762
873	Kwania District	252721	OWINY HEALTH CENTRE II	Health Center III	506704	Government	o/w PHC -NWR (Government)	19,337,434
873	Kwania District	252721	OWINY HEALTH CENTRE II	Health Center III	506704	Government	o/w PHC -NWR (Results-based)	13,976,866
873	Kwania District	252698	ABEDOBER HEALTH CENTRE	Health Center III	504474	UCMB	o/w PHC -NWR (PNFP)	16,466,239
873	Kwania District	252698	ABEDOBER HEALTH CENTRE	Health Center III	504474	UCMB	o/w PHC -NWR (Results-based)	8,267,496
873	Kwania District	252696	ABONGOMOLA HEALTH CENTRE III	Health Center III	504453	Government	o/w PHC -NWR (Government)	19,337,434
873	Kwania District	252696	ABONGOMOLA HEALTH CENTRE III	Health Center III	504453	Government	o/w PHC -NWR (Results-based)	28,462,892
873	Kwania District	252695	ABWONG HEALTH CENTRE II	Health Center II	504462	Government	o/w PHC -NWR (Government)	9,668,717
873	Kwania District	252697	AKALI HEALTH CENTRE II	Health Center III	504461	Government	o/w PHC -NWR (Government)	19,337,434
873	Kwania District	252697	AKALI HEALTH CENTRE II	Health Center III	504461	Government	o/w PHC -NWR (Results-based)	8,895,549
873	Kwania District	252692	APIRE HEALTH CENTRE III	Health Center III	506703	Government	o/w PHC -NWR (Government)	19,337,434
873	Kwania District	252692	APIRE HEALTH CENTRE III	Health Center III	506703	Government	o/w PHC -NWR (Results-based)	28,718,532
873 Total								544,044,478
874	Kween District	256878	ATARIHCIII	Health Center III	505811	Government	o/w PHC -NWR (Government)	12,655,784
874	Kween District	256878	ATARIHCIII	Health Center III	505811	Government	o/w PHC -NWR (Results-based)	7,527,166
874	Kween District	255863	KABKOCH HCII	Health Center II	505815	Government	o/w PHC -NWR (Government)	6,327,892
874	Kween District	255880	BENETHCIII	Health Center III	505810	Government	o/w PHC -NWR (Government)	12,655,784
874	Kween District	255880	BENETHCIII	Health Center III	505810	Government	o/w PHC -NWR (Results-based)	8,029,236
874	Kween District	255881	Kongta HC II	Health Center II	505823	UPMB	o/w PHC -NWR (PNFP)	6,228,287

Vote Code	Local Government	Cost Centre ID	Cost Centre Name	Cost Centre Type	Supplier Number	Ownership	Grant Title	2023/24 Approved Budget
874	Kween District	255868	TUIKAT HCII	Health Center II	548078	Government	o/w PHC -NWR (Government)	6,327,892
874	Kween District	255869	CHEMWOM HCIII	Health Center III	505809	Government	o/w PHC -NWR (Government)	12,655,784
874	Kween District	255869	CHEMWOM HCIII	Health Center III	505809	Government	o/w PHC -NWR (Results-based)	12,555,795
874	Kween District	255870	Likil HC II	Health Center II	505821	UCMB	o/w PHC -NWR (PNFP)	6,228,287
874	Kween District	255871	MENGYA HCII	Health Center II	506871	Government	o/w PHC -NWR (Government)	6,327,892
874	Kween District	255866	MULUNGWA HCII	Health Center II	505824	Government	o/w PHC -NWR (Government)	6,327,892
874	Kween District	255875	KAPTUM HCIII	Health Center III	505820	Government	o/w PHC -NWR (Government)	12,655,784
874	Kween District	255875	KAPTUM HCIII	Health Center III	505820	Government	o/w PHC -NWR (Results-based)	7,497,940
874	Kween District	272450	TERENPOY HC III	Health Center III	505812	Government	o/w PHC -NWR (Government)	12,655,784
874	Kween District	272450	TERENPOY HC III	Health Center III	505812	Government	o/w PHC -NWR (Results-based)	8,093,767
874	Kween District	255882	Kabelyo HC II	Health Center II	505822	UPMB	o/w PHC -NWR (PNFP)	6,228,287
874	Kween District	255865	MOYOK HCII	Health Center III	505816	Government	o/w PHC -NWR (Government)	12,655,784
874	Kween District	255865	MOYOK HCII	Health Center III	505816	Government	o/w PHC -NWR (Results-based)	2,997,618
874	Kween District	255873	BINYINY HCIII	Health Center III	505808	Government	o/w PHC -NWR (Government)	12,655,784
874	Kween District	255873	BINYINY HCIII	Health Center III	505808	Government	o/w PHC -NWR (Results-based)	12,305,362
874	Kween District	255879	KWANYIY HCIII	Health Center III	505807	Government	o/w PHC -NWR (Government)	12,655,784
874	Kween District	255879	KWANYIY HCIII	Health Center III	505807	Government	o/w PHC -NWR (Results-based)	14,490,408
874	Kween District	255878	KWORUSHC II	Health Center II	506870	Government	o/w PHC -NWR (Government)	6,327,892
874	Kween District	256354	KAPRORON HCIV	Health Center IV	505806	Government	o/w PHC -NWR (Government)	63,278,922
874	Kween District	256354	KAPRORON HCIV	Health Center IV	505806	Government	o/w PHC -NWR (Results-based)	22,584,395

Vote Code	Local Government	Cost Centre ID	Cost Centre Name	Cost Centre Type	Supplier Number	Ownership	Grant Title	2023/24 Approved Budget
874	Kween District	255884	NGENGEHCIII	Health Center III	506869	Government	o/w PHC -NWR (Government)	12,655,784
874	Kween District	255884	NGENGEHCIII	Health Center III	506869	Government	o/w PHC -NWR (Results-based)	12,353,692
874	Kween District	255867	SIKWO HCII	Health Center II	505817	Government	o/w PHC -NWR (Government)	6,327,892
874	Kween District	255885	SUNDET HCII	Health Center II	505818	Government	o/w PHC -NWR (Government)	6,327,892
874	Kween District	255864	KAPSAMA HCII	Health Center II	505819	Government	o/w PHC -NWR (Government)	6,327,892
874	Kween District	255876	KIRIKIHC III	Health Center III	505813	Government	o/w PHC -NWR (Government)	12,655,784
874	Kween District	255876	KIRIKIHC III	Health Center III	505813	Government	o/w PHC -NWR (Results-based)	11,022,952
874	Kween District	255883	CHEPSUKUNYA HC II	Health Center II	505814	Government	o/w PHC -NWR (Government)	6,327,892
874 Total								384,930,986
875	Kyankwanzi District	255558	St Balikuddembe DMU	Health Center II	506500	UCMB	o/w PHC -NWR (PNFP)	7,846,418
875	Kyankwanzi District	255567	Bananywa Health Centre II	Health Center III	506499	Government	o/w PHC -NWR (Government)	24,760,634
875	Kyankwanzi District	255567	Bananywa Health Centre II	Health Center III	506499	Government	o/w PHC -NWR (Results-based)	7,217,714
875	Kyankwanzi District	255569	Mujunza Health Centre II	Health Center III	506496	Government	o/w PHC -NWR (Government)	24,760,634
875	Kyankwanzi District	255569	Mujunza Health Centre II	Health Center III	506496	Government	o/w PHC -NWR (Results-based)	17,462,897
875	Kyankwanzi District	255561	Bukwiri COU Dispensary	Health Center II	506501	UPMB	o/w PHC -NWR (PNFP)	7,846,418
875	Kyankwanzi District	255562	Butemba Health Centre III	Health Center III	506489	Government	o/w PHC -NWR (Government)	24,760,634
875	Kyankwanzi District	255562	Butemba Health Centre III	Health Center III	506489	Government	o/w PHC -NWR (Results-based)	26,228,970
875	Kyankwanzi District	255564	Kyankwanzi Health Centre III	Health Center III	506492	Government	o/w PHC -NWR (Government)	24,760,634
875	Kyankwanzi District	255564	Kyankwanzi Health Centre III	Health Center III	506492	Government	o/w PHC -NWR (Results-based)	10,674,296
875	Kyankwanzi District	255571	Kikolimbo Health Centre II	Health Center III	506494	Government	o/w PHC -NWR (Government)	24,760,634

Vote Code	Local Government	Cost Centre ID	Cost Centre Name	Cost Centre Type	Supplier Number	Ownership	Grant Title	2023/24 Approved Budget
875	Kyankwanzi District	255571	Kikolimbo Health Centre II	Health Center III	506494	Government	o/w PHC -NWR (Results-based)	13,696,222
875	Kyankwanzi District	273999	Butembe HC III	Health Center III	0	Government	o/w PHC -NWR (Government)	24,760,634
875	Kyankwanzi District	273999	Butembe HC III	Health Center III	0	Government	o/w PHC -NWR (Results-based)	21,148,274
875	Kyankwanzi District	255565	Banda Health Centre II	Health Center II	506493	Government	o/w PHC -NWR (Government)	12,380,317
875	Kyankwanzi District	255568	Kikonda Health Centre III	Health Center III	507196	Government	o/w PHC -NWR (Government)	24,760,634
875	Kyankwanzi District	255568	Kikonda Health Centre III	Health Center III	507196	Government	o/w PHC -NWR (Results-based)	19,798,669
875	Kyankwanzi District	255566	Nalinya Ndagire Health Centre	Health Center III	506491	Government	o/w PHC -NWR (Government)	24,760,634
875	Kyankwanzi District	255566	Nalinya Ndagire Health Centre	Health Center III	506491	Government	o/w PHC -NWR (Results-based)	10,362,775
875	Kyankwanzi District	255572	Nakitembe Health Centre II	Health Center II	506498	Government	o/w PHC -NWR (Government)	12,380,317
875	Kyankwanzi District	255570	Sirimula Health Centre II	Health Center III	506497	Government	o/w PHC -NWR (Government)	24,760,634
875	Kyankwanzi District	255570	Sirimula Health Centre II	Health Center III	506497	Government	o/w PHC -NWR (Results-based)	8,911,028
875	Kyankwanzi District	255556	Kisala Health Centre II	Health Center II	506495	Government	o/w PHC -NWR (Government)	12,380,317
875	Kyankwanzi District	255563	Kiyuni Health Centre III	Health Center III	506490	Government	o/w PHC -NWR (Government)	24,760,634
875	Kyankwanzi District	255563	Kiyuni Health Centre III	Health Center III	506490	Government	o/w PHC -NWR (Results-based)	11,767,174
875	Kyankwanzi District	255557	Masodde Social Service	Health Center II	506502	UPMB	o/w PHC -NWR (PNFP)	7,846,418
875	Kyankwanzi District	256325	Ntwetwe Health Centre IV	Health Center IV	506488	Government	o/w PHC -NWR (Government)	123,803,168
875	Kyankwanzi District	256325	Ntwetwe Health Centre IV	Health Center IV	506488	Government	o/w PHC -NWR (Results-based)	56,438,554
875	Kyankwanzi District	255560	St Theresa Health Centre II	Health Center II	506503	UCMB	o/w PHC -NWR (PNFP)	7,846,418
875	Kyankwanzi District	274015	St. Noah HCII Vvumba	Health Center II	1068112	UCMB	o/w PHC -NWR (PNFP)	8,365,153
875	Kyankwanzi District	272511	KIKUBYA HC II	Health Center II	849901	Government	o/w PHC -NWR (Government)	12,380,317

Vote Code	Local Government	Cost Centre ID	Cost Centre Name	Cost Centre Type	Supplier Number	Ownership	Grant Title	2023/24 Approved Budget
875								664,388,169
Total								
876	Kyegegwa District	273994	Kabweza HC III	Health Center III	0	Government	o/w PHC -NWR (Government)	43,731,295
876	Kyegegwa District	273994	Kabweza HC III	Health Center III	0	Government	o/w PHC -NWR (Results-based)	27,662,363
876	Kyegegwa District	255329	KARWENYI HC II	Health Center III	505231	Government	o/w PHC -NWR (Government)	43,731,295
876	Kyegegwa District	255329	KARWENYI HC II	Health Center III	505231	Government	o/w PHC -NWR (Results-based)	26,863,503
876	Kyegegwa District	255325	KASULE HC III	Health Center III	505228	Government	o/w PHC -NWR (Government)	43,731,295
876	Kyegegwa District	255325	KASULE HC III	Health Center III	505228	Government	o/w PHC -NWR (Results-based)	27,010,146
876	Kyegegwa District	255333	KAZINGA HC III	Health Center III	505233	Government	o/w PHC -NWR (Government)	43,731,295
876	Kyegegwa District	255333	KAZINGA HC III	Health Center III	505233	Government	o/w PHC -NWR (Results-based)	30,943,498
876	Kyegegwa District	255328	MPARA HC III	Health Center III	505236	Government	o/w PHC -NWR (Government)	43,731,295
876	Kyegegwa District	255328	MPARA HC III	Health Center III	505236	Government	o/w PHC -NWR (Results-based)	42,708,367
876	Kyegegwa District	255326	BUJUBULI HC III	Health Center IV	506826	Government	o/w PHC -NWR (Government)	218,656,477
876	Kyegegwa District	255326	BUJUBULI HC III	Health Center IV	506826	Government	o/w PHC -NWR (Results-based)	152,592,107
876	Kyegegwa District	255323	KAKABARA HCIII	Health Center III	505229	Government	o/w PHC -NWR (Government)	43,731,295
876	Kyegegwa District	255323	KAKABARA HCIII	Health Center III	505229	Government	o/w PHC -NWR (Results-based)	30,072,256
876	Kyegegwa District	272512	MIGONGWE HC II	Health Center II	0	Government	o/w PHC -NWR (Government)	21,865,648
876	Kyegegwa District	255321	HAPUUYO HC III	Health Center III	505230	Government	o/w PHC -NWR (Government)	43,731,295
876	Kyegegwa District	255321	HAPUUYO HC III	Health Center III	505230	Government	o/w PHC -NWR (Results-based)	33,806,970
876	Kyegegwa District	255324	BUGOGO HEALTH UNIT	Health Center II	506823	Government	o/w PHC -NWR (Government)	21,865,648
876	Kyegegwa District	255322	KIGAMBO HC II	Health Center II	506824	Government	o/w PHC -NWR (Government)	21,865,648

Vote Code	Local Government	Cost Centre ID	Cost Centre Name	Cost Centre Type	Supplier Number	Ownership	Grant Title	2023/24 Approved Budget
876	Kyegegwa District	256309	KYELEGWAHC IV	Hospital	505227	Government	o/w PHC Hospital -NWR (Government)	486,888,206
876	Kyegegwa District	255320	ST THEREZA WEKOMIRE	Health Center III	505235	UCMB	o/w PHC -NWR (PNFP)	58,030,161
876	Kyegegwa District	255320	ST THEREZA WEKOMIRE	Health Center III	505235	UCMB	o/w PHC -NWR (Results-based)	19,713,457
876	Kyegegwa District	255330	KISHAGAZI HEALTH CENTRE II	Health Center II	548079	Government	o/w PHC -NWR (Government)	21,865,648
876	Kyegegwa District	255327	MUKONDO HC II	Health Center II	505234	Government	o/w PHC -NWR (Government)	21,865,648
876	Kyegegwa District	255331	MIGAMBA HC II	Health Center II	506825	Government	o/w PHC -NWR (Government)	21,865,648
876	Kyegegwa District	255332	RUHANGIRE HC II	Health Center II	505232	Government	o/w PHC -NWR (Government)	21,865,648
876 Total								1,614,126,113
877	Kyenjojo District	256169	KYENJOJO DISTRICT HOSPITAL AC	Hospital	505238	Government	o/w PHC Hospital -NWR (Government)	459,864,267
877	Kyenjojo District	253723	HOLY CROSS FAMILY KYEMBOGO HEALTH CENTRE	Health Center III	506829	UCMB	o/w PHC -NWR (PNFP)	15,626,134
877	Kyenjojo District	253723	HOLY CROSS FAMILY KYEMBOGO HEALTH CENTRE	Health Center III	506829	UCMB	o/w PHC -NWR (Results-based)	15,558,860
877	Kyenjojo District	253724	KIGOYERA HEALTH CENTRE 2 AC	Health Center III	506827	Government	o/w PHC -NWR (Government)	33,241,163
877	Kyenjojo District	253724	KIGOYERA HEALTH CENTRE 2 AC	Health Center III	506827	Government	o/w PHC -NWR (Results-based)	13,680,636
877	Kyenjojo District	253706	BUTUNDUZI HEALTH CENTRE III	Health Center III	505250	Government	o/w PHC -NWR (Government)	33,241,163
877	Kyenjojo District	253706	BUTUNDUZI HEALTH CENTRE III	Health Center III	505250	Government	o/w PHC -NWR (Results-based)	30,450,154
877	Kyenjojo District	253710	St therese Lisieux RwibaaleHC IV	Health Center IV	506830	UCMB	o/w PHC -NWR (PNFP)	21,911,355
877	Kyenjojo District	253710	St therese Lisieux RwibaaleHC IV	Health Center IV	506830	UCMB	o/w PHC -NWR (Results-based)	49,913,970
877	Kyenjojo District	253722	KISOJO HEALTH CENTRE III	Health Center III	505245	Government	o/w PHC -NWR (Government)	33,241,163
877	Kyenjojo District	253722	KISOJO HEALTH CENTRE III	Health Center III	505245	Government	o/w PHC -NWR (Results-based)	23,425,272
877	Kyenjojo District	253709	RWAITENGYA HC III	Health Center III	506828	Government	o/w PHC -NWR (Government)	33,241,163

Vote Code	Local Government	Cost Centre ID	Cost Centre Name	Cost Centre Type	Supplier Number	Ownership	Grant Title	2023/24 Approved Budget
877	Kyenjojo District	253709	RWAITENGYA HC III	Health Center III	506828	Government	o/w PHC -NWR (Results-based)	12,325,132
877	Kyenjojo District	253714	BUFUNJO SC MEDICAL AC II	Health Center III	505242	Government	o/w PHC -NWR (Government)	33,241,163
877	Kyenjojo District	253714	BUFUNJO SC MEDICAL AC II	Health Center III	505242	Government	o/w PHC -NWR (Results-based)	26,354,668
877	Kyenjojo District	253705	KATARAZA HC III	Health Center III	0	Government	o/w PHC -NWR (Government)	33,241,163
877	Kyenjojo District	253705	KATARAZA HC III	Health Center III	0	Government	o/w PHC -NWR (Results-based)	3,803,209
877	Kyenjojo District	253721	KIGARAALE HEALTH CENTRE III	Health Center III	505244	Government	o/w PHC -NWR (Government)	33,241,163
877	Kyenjojo District	253721	KIGARAALE HEALTH CENTRE III	Health Center III	505244	Government	o/w PHC -NWR (Results-based)	24,467,918
877	Kyenjojo District	253725	MBALE HEALTH UNIT	Health Center II	505246	Government	o/w PHC -NWR (Government)	16,620,581
877	Kyenjojo District	253726	NYAKARONGO HEALTH CENTRE III	Health Center III	505247	Government	o/w PHC -NWR (Government)	33,241,163
877	Kyenjojo District	253726	NYAKARONGO HEALTH CENTRE III	Health Center III	505247	Government	o/w PHC -NWR (Results-based)	11,853,593
877	Kyenjojo District	253727	NYANKWANZI SUBCOUNTY HEALTH UN	Health Center III	505240	Government	o/w PHC -NWR (Government)	33,241,163
877	Kyenjojo District	253727	NYANKWANZI SUBCOUNTY HEALTH UN	Health Center III	505240	Government	o/w PHC -NWR (Results-based)	26,164,692
877	Kyenjojo District	256857	ST MARTIN HEALTH UNIT II	Health Center II	505253	UCMB	o/w PHC -NWR (PNFP)	7,813,067
877	Kyenjojo District	253708	KYANKARAMATA HEALTH CENTRE II	Health Center III	505249	Government	o/w PHC -NWR (Government)	33,241,163
877	Kyenjojo District	253708	KYANKARAMATA HEALTH CENTRE II	Health Center III	505249	Government	o/w PHC -NWR (Results-based)	16,978,844
877	Kyenjojo District	253713	BUTIITI HEALTH CENTRE 111	Health Center III	505243	Government	o/w PHC -NWR (Government)	33,241,163
877	Kyenjojo District	253713	BUTIITI HEALTH CENTRE 111	Health Center III	505243	Government	o/w PHC -NWR (Results-based)	33,162,477
877	Kyenjojo District	253712	ST ADOLF HEALTH UNIT	Health Center II	505251	UCMB	o/w PHC -NWR (PNFP)	7,813,067
877	Kyenjojo District	256168	KYARUSOZI HEALTH SUB DISTRICT	Health Center IV	505237	Government	o/w PHC -NWR (Government)	166,205,814
877	Kyenjojo District	256168	KYARUSOZI HEALTH SUB DISTRICT	Health Center IV	505237	Government	o/w PHC -NWR (Results-based)	49,887,280

Vote Code	Local Government	Cost Centre ID	Cost Centre Name	Cost Centre Type	Supplier Number	Ownership	Grant Title	2023/24 Approved Budget
877	Kyenjojo District	253720	KATOOKE HEALTHY CENTRE 3	Health Center III	505241	Government	o/w PHC -NWR (Government)	33,241,163
877	Kyenjojo District	253720	KATOOKE HEALTHY CENTRE 3	Health Center III	505241	Government	o/w PHC -NWR (Results-based)	35,785,730
877	Kyenjojo District	253715	KAGOROHORO SDA HEALTH CENTRE II	Health Center II	505256	UPMB	o/w PHC -NWR (PNFP)	7,813,067
877	Kyenjojo District	256858	KAIHURA HEALTH CENTRE	Health Center II	505254	UCMB	o/w PHC -NWR (PNFP)	7,813,067
877	Kyenjojo District	274016	Kasamba HC III	Health Center III	0	Government	o/w PHC -NWR (Government)	33,241,163
877	Kyenjojo District	274016	Kasamba HC III	Health Center III	0	Government	o/w PHC -NWR (Results-based)	22,960,649
877	Kyenjojo District	253716	KYAKATARA HEALTH CENTRE	Health Center III	505255	UCMB	o/w PHC -NWR (PNFP)	15,626,134
877	Kyenjojo District	253716	KYAKATARA HEALTH CENTRE	Health Center III	505255	UCMB	o/w PHC -NWR (Results-based)	15,231,553
877	Kyenjojo District	253718	NYAMABUGA HEALTH CENTRE 3	Health Center III	505239	Government	o/w PHC -NWR (Government)	33,241,163
877	Kyenjojo District	253718	NYAMABUGA HEALTH CENTRE 3	Health Center III	505239	Government	o/w PHC -NWR (Results-based)	16,472,267
877	Kyenjojo District	253719	MYERI HEALTH CENTRE II	Health Center III	505248	Government	o/w PHC -NWR (Government)	33,241,163
877	Kyenjojo District	253719	MYERI HEALTH CENTRE II	Health Center III	505248	Government	o/w PHC -NWR (Results-based)	16,095,568
877 Total								1,670,296,465
878	Kyotera District	254324	BIIKIRA HEALTH CENTRE	Health Center IV	120514	UCMB	o/w PHC -NWR (PNFP)	10,370,995
878	Kyotera District	254324	BIIKIRA HEALTH CENTRE	Health Center IV	120514	UCMB	o/w PHC -NWR (Results-based)	23,464,659
878	Kyotera District	256220	KALISIZO HOSPITAL	Hospital	464026	Government	o/w PHC Hospital -NWR (Government)	428,501,224
878	Kyotera District	256221	Kakuuto HC IV	Health Center IV	504283	Government	o/w PHC -NWR (Government)	65,577,735
878	Kyotera District	256221	Kakuuto HC IV	Health Center IV	504283	Government	o/w PHC -NWR (Results-based)	49,031,835
878	Kyotera District	254359	Mayanja HC II	Health Center II	504288	Government	o/w PHC -NWR (Government)	6,557,774
878	Kyotera District	254368	Kasasa HC III	Health Center III	504285	Government	o/w PHC -NWR (Government)	13,115,547

Vote Code	Local Government	Cost Centre ID	Cost Centre Name	Cost Centre Type	Supplier Number	Ownership	Grant Title	2023/24 Approved Budget
878	Kyotera District	254368	Kasasa HC III	Health Center III	504285	Government	o/w PHC -NWR (Results-based)	12,180,919
878	Kyotera District	254367	Kijonjo HC II	Health Center II	504292	Government	o/w PHC -NWR (Government)	6,557,774
878	Kyotera District	254340	ST JUDE SSANJE HEALTH CENTRE	Health Center II	504238	UCMB	o/w PHC -NWR (PNFP)	2,827,233
878	Kyotera District	254383	Gwanda HC II	Health Center II	504290	Government	o/w PHC -NWR (Government)	6,557,774
878	Kyotera District	254384	Kyebe HC III	Health Center III	504284	Government	o/w PHC -NWR (Government)	13,115,547
878	Kyotera District	254384	Kyebe HC III	Health Center III	504284	Government	o/w PHC -NWR (Results-based)	8,308,500
878	Kyotera District	254387	Minziro HC II	Health Center II	114060	Government	o/w PHC -NWR (Government)	6,557,774
878	Kyotera District	254385	NAZARETH DISPENSARY AND MATERN	Health Center II	504234	UCMB	o/w PHC -NWR (PNFP)	2,827,233
878	Kyotera District	254388	Nangoma HC II	Health Center III	504289	Government	o/w PHC -NWR (Government)	13,115,547
878	Kyotera District	254388	Nangoma HC II	Health Center III	504289	Government	o/w PHC -NWR (Results-based)	3,128,638
878	Kyotera District	254358	Mutukula HC III	Health Center III	506651	Government	o/w PHC -NWR (Government)	13,115,547
878	Kyotera District	254358	Mutukula HC III	Health Center III	506651	Government	o/w PHC -NWR (Results-based)	10,675,306
878	Kyotera District	254374	Butembe HC II	Health Center II	506647	Government	o/w PHC -NWR (Government)	6,557,774
878	Kyotera District	254375	Buyiisa HC II	Health Center II	504276	Government	o/w PHC -NWR (Government)	6,557,774
878	Kyotera District	254326	Byerima HC II	Health Center II	504281	Government	o/w PHC -NWR (Government)	6,557,774
878	Kyotera District	254376	Kabuwoko HC III	Health Center III	506644	Government	o/w PHC -NWR (Government)	13,115,547
878	Kyotera District	254376	Kabuwoko HC III	Health Center III	506644	Government	o/w PHC -NWR (Results-based)	3,855,770
878	Kyotera District	254386	Kasensero HC II	Health Center II	504291	Government	o/w PHC -NWR (Government)	6,557,774
878	Kyotera District	254373	Kirumba HC III	Health Center III	504269	Government	o/w PHC -NWR (Government)	13,115,547
878	Kyotera District	254373	Kirumba HC III	Health Center III	504269	Government	o/w PHC -NWR (Results-based)	10,132,574

Vote Code	Local Government	Cost Centre ID	Cost Centre Name	Cost Centre Type	Supplier Number	Ownership	Grant Title	2023/24 Approved Budget
878	Kyotera District	254377	Lwamba HC II	Health Center II	504275	Government	o/w PHC -NWR (Government)	6,557,774
878	Kyotera District	254335	ST CHARLES KABUWOKO PARISH DIS	Health Center II	504235	UCMB	o/w PHC -NWR (PNFP)	2,827,233
878	Kyotera District	254338	ST MARTIN DOM KABUWOKO	Health Center II	504236	UCMB	o/w PHC -NWR (PNFP)	2,827,233
878	Kyotera District	254392	KYOTERA MUSLIM HEALTH CENTRE I	Health Center III	506363	UMMB	o/w PHC -NWR (PNFP)	5,654,467
878	Kyotera District	254392	KYOTERA MUSLIM HEALTH CENTRE I	Health Center III	506363	UMMB	o/w PHC -NWR (Results-based)	4,693,595
878	Kyotera District	254390	Mitukula HC III	Health Center III	506643	Government	o/w PHC -NWR (Government)	13,115,547
878	Kyotera District	254390	Mitukula HC III	Health Center III	506643	Government	o/w PHC -NWR (Results-based)	9,836,785
878	Kyotera District	254349	Bbaka HC II	Health Center II	506650	Government	o/w PHC -NWR (Government)	6,557,774
878	Kyotera District	254351	Kabira HC III	Health Center III	506645	Government	o/w PHC -NWR (Government)	13,115,547
878	Kyotera District	254351	Kabira HC III	Health Center III	506645	Government	o/w PHC -NWR (Results-based)	8,167,924
878	Kyotera District	254350	Ndolo HC II	Health Center II	504280	Government	o/w PHC -NWR (Government)	6,557,774
878	Kyotera District	254330	Kyakkonda HC II	Health Center II	504272	Government	o/w PHC -NWR (Government)	6,557,774
878	Kyotera District	254405	Kayanja HC II	Health Center II	504278	Government	o/w PHC -NWR (Government)	6,557,774
878	Kyotera District	254406	Lwankoni HC III	Health Center III	504270	Government	o/w PHC -NWR (Government)	13,115,547
878	Kyotera District	254406	Lwankoni HC III	Health Center III	504270	Government	o/w PHC -NWR (Results-based)	8,959,060
878	Kyotera District	254407	Nabyajwe HC II	Health Center II	506648	Government	o/w PHC -NWR (Government)	6,557,774
878	Kyotera District	254363	Buziranduulu HC II	Health Center II	506646	Government	o/w PHC -NWR (Government)	6,557,774
878	Kyotera District	254364	Gayaza HC II	Health Center II	504274	Government	o/w PHC -NWR (Government)	6,557,774
878	Kyotera District	254365	Kasaali HC III	Health Center III	504268	Government	o/w PHC -NWR (Government)	13,115,547
878	Kyotera District	254365	Kasaali HC III	Health Center III	504268	Government	o/w PHC -NWR (Results-based)	12,248,750

Vote Code	Local Government	Cost Centre ID	Cost Centre Name	Cost Centre Type	Supplier Number	Ownership	Grant Title	2023/24 Approved Budget
878	Kyotera District	254366	Nkenge HC II	Health Center II	504273	Government	o/w PHC -NWR (Government)	6,557,774
878	Kyotera District	254360	Kyakanyomozi HC II	Health Center II	504277	Government	o/w PHC -NWR (Government)	6,557,774
878	Kyotera District	256817	Nsumba HC III	Health Center III	504282	Government	o/w PHC -NWR (Government)	13,115,547
878	Kyotera District	256817	Nsumba HC III	Health Center III	504282	Government	o/w PHC -NWR (Results-based)	2,496,220
878	Kyotera District	254339	ST DENIS HEALTH CENTRE KYANGO	Health Center III	506364	UCMB	o/w PHC -NWR (PNFP)	5,654,467
878	Kyotera District	254339	ST DENIS HEALTH CENTRE KYANGO	Health Center III	506364	UCMB	o/w PHC -NWR (Results-based)	5,172,481
878	Kyotera District	254410	BETHLEHEM M DISPENSARY DELIGAT	Health Center II	504242	UCMB	o/w PHC -NWR (PNFP)	2,827,233
878	Kyotera District	254411	Kijejja HC II	Health Center II	506649	Government	o/w PHC -NWR (Government)	6,557,774
878	Kyotera District	254412	Nabigasa HC III	Health Center III	504271	Government	o/w PHC -NWR (Government)	13,115,547
878	Kyotera District	254412	Nabigasa HC III	Health Center III	504271	Government	o/w PHC -NWR (Results-based)	6,924,071
878	Kyotera District	254408	NAKASOGA MUSLIM DISPENSARY	Health Center II	118266	UMMB	o/w PHC -NWR (PNFP)	2,827,233
878	Kyotera District	254413	Nakatoogo HC II	Health Center II	504279	Government	o/w PHC -NWR (Government)	6,557,774
878 Total								1,000,541,411
879	Lamwo District	255340	AGORO HC III	Health Center III	504310	Government	o/w PHC -NWR (Government)	16,176,245
879	Lamwo District	255340	AGORO HC III	Health Center III	504310	Government	o/w PHC -NWR (Results-based)	12,661,188
879	Lamwo District	255334	APYETA HC II	Health Center II	504321	Government	o/w PHC -NWR (Government)	8,088,123
879	Lamwo District	255342	DIBOLYEC HC II	Health Center II	506661	Government	o/w PHC -NWR (Government)	8,088,123
879	Lamwo District	255343	LOKUNG HC III	Health Center III	504307	Government	o/w PHC -NWR (Government)	16,176,245
879	Lamwo District	255343	LOKUNG HC III	Health Center III	504307	Government	o/w PHC -NWR (Results-based)	14,807,539
879	Lamwo District	256310	MADI OPEI HC IV	Health Center IV	504306	Government	o/w PHC -NWR (Government)	80,881,226

Vote Code	Local Government	Cost Centre ID	Cost Centre Name	Cost Centre Type	Supplier Number	Ownership	Grant Title	2023/24 Approved Budget
879	Lamwo District	256310	MADI OPEI HC IV	Health Center IV	504306	Government	o/w PHC -NWR (Results-based)	16,388,978
879	Lamwo District	255341	NGOMOROMO HC II	Health Center II	504313	Government	o/w PHC -NWR (Government)	8,088,123
879	Lamwo District	255336	OKOL HC II	Health Center II	504319	Government	o/w PHC -NWR (Government)	8,088,123
879	Lamwo District	256311	PADIBE HC IV	Health Center IV	504305	Government	o/w PHC -NWR (Government)	80,881,226
879	Lamwo District	256311	PADIBE HC IV	Health Center IV	504305	Government	o/w PHC -NWR (Results-based)	25,686,631
879	Lamwo District	255352	PALABEK OGILI HC III	Health Center III	506659	Government	o/w PHC -NWR (Government)	16,176,245
879	Lamwo District	255352	PALABEK OGILI HC III	Health Center III	506659	Government	o/w PHC -NWR (Results-based)	12,217,196
879	Lamwo District	255344	PANGIRA HC II	Health Center II	504314	Government	o/w PHC -NWR (Government)	8,088,123
879	Lamwo District	255339	PAWACH HC II	Health Center II	504312	Government	o/w PHC -NWR (Government)	8,088,123
879	Lamwo District	255338	POTIKA HC II	Health Center II	504311	Government	o/w PHC -NWR (Government)	8,088,123
879	Lamwo District	255337	ST PETER AND PAUL HC III	Health Center III	504320	UCMB	o/w PHC -NWR (PNFP)	32,870,653
879	Lamwo District	255337	ST PETER AND PAUL HC III	Health Center III	504320	UCMB	o/w PHC -NWR (Results-based)	4,299,361
879	Lamwo District	255335	MADIKILOC HC II	Health Center II	506662	Government	o/w PHC -NWR (Government)	8,088,123
879	Lamwo District	255348	PADIBE WEST HC III	Health Center III	506660	Government	o/w PHC -NWR (Government)	16,176,245
879	Lamwo District	255348	PADIBE WEST HC III	Health Center III	506660	Government	o/w PHC -NWR (Results-based)	7,547,118
879	Lamwo District	255354	PALOGA HC III	Health Center III	504309	Government	o/w PHC -NWR (Government)	16,176,245
879	Lamwo District	255354	PALOGA HC III	Health Center III	504309	Government	o/w PHC -NWR (Results-based)	10,732,508
879	Lamwo District	255345	KATUM HC II	Health Center III	504315	Government	o/w PHC -NWR (Government)	16,176,245
879	Lamwo District	255345	KATUM HC II	Health Center III	504315	Government	o/w PHC -NWR (Results-based)	3,455,087
879	Lamwo District	255347	OGAKO HC II	Health Center II	504316	Government	o/w PHC -NWR (Government)	8,088,123

Vote Code	Local Government	Cost Centre ID	Cost Centre Name	Cost Centre Type	Supplier Number	Ownership	Grant Title	2023/24 Approved Budget
879	Lamwo District	255349	ANAKA HC III	Health Center II	506663	Government	o/w PHC -NWR (Government)	8,088,123
879	Lamwo District	255350	PALABEK GEM HC III	Health Center III	504308	Government	o/w PHC -NWR (Government)	16,176,245
879	Lamwo District	255350	PALABEK GEM HC III	Health Center III	504308	Government	o/w PHC -NWR (Results-based)	10,368,353
879	Lamwo District	255353	KAPETA HC II	Health Center II	504317	Government	o/w PHC -NWR (Government)	8,088,123
879	Lamwo District	255351	PALABEK KAL HC III	Health Center IV	506658	Government	o/w PHC -NWR (Government)	80,881,226
879	Lamwo District	255351	PALABEK KAL HC III	Health Center IV	506658	Government	o/w PHC -NWR (Results-based)	15,646,846
879	Lamwo District	255346	PAUMA HC II	Health Center II	504318	Government	o/w PHC -NWR (Government)	8,088,123
879 Total								619,616,324
880	Lira District	253749	ABALA II	Health Center III	544253	Government	o/w PHC -NWR (Government)	18,195,994
880	Lira District	253749	ABALA II	Health Center III	544253	Government	o/w PHC -NWR (Results-based)	16,698,925
880	Lira District	253746	ABUNGA II	Health Center II	544247	Government	o/w PHC -NWR (Government)	9,097,997
880	Lira District	253730	ALIK II	Health Center III	544245	Government	o/w PHC -NWR (Government)	18,195,994
880	Lira District	253730	ALIK II	Health Center III	544245	Government	o/w PHC -NWR (Results-based)	8,711,792
880	Lira District	253743	APUCE II	Health Center II	544254	Government	o/w PHC -NWR (Government)	9,097,997
880	Lira District	253747	ONYWAKO II	Health Center II	544248	Government	o/w PHC -NWR (Government)	9,097,997
880	Lira District	253742	AGALI III	Health Center III	544241	Government	o/w PHC -NWR (Government)	18,195,994
880	Lira District	253742	AGALI III	Health Center III	544241	Government	o/w PHC -NWR (Results-based)	18,202,877
880	Lira District	253750	AKANGI HEALTH CENTRE II	Health Center II	544256	Government	o/w PHC -NWR (Government)	9,097,997
880	Lira District	253732	BARR III	Health Center III	544244	Government	o/w PHC -NWR (Government)	18,195,994
880	Lira District	253732	BARR III	Health Center III	544244	Government	o/w PHC -NWR (Results-based)	20,809,570

Vote Code	Local Government	Cost Centre ID	Cost Centre Name	Cost Centre Type	Supplier Number	Ownership	Grant Title	2023/24 Approved Budget
880	Lira District	256170	OGUR IV	Health Center IV	544250	Government	o/w PHC -NWR (Government)	90,979,968
880	Lira District	256170	OGUR IV	Health Center IV	544250	Government	o/w PHC -NWR (Results-based)	37,192,648
880	Lira District	253744	AROMO III	Health Center III	544251	Government	o/w PHC -NWR (Government)	18,195,994
880	Lira District	253744	AROMO III	Health Center III	544251	Government	o/w PHC -NWR (Results-based)	21,548,865
880	Lira District	256172	AMACH IV	Health Center IV	544240	Government	o/w PHC -NWR (Government)	90,979,968
880	Lira District	256172	AMACH IV	Health Center IV	544240	Government	o/w PHC -NWR (Results-based)	32,884,306
880	Lira District	253745	WALELA II	Health Center II	544255	Government	o/w PHC -NWR (Government)	9,097,997
880 Total								474,478,872
881	Luuka District	255480	BUSALAMU Health Centre II	Health Center II	507195	UPMB	o/w PHC -NWR (PNFP)	6,240,717
881	Luuka District	255482	BUKANGA HEALTH CENTER III	Health Center III	506470	Government	o/w PHC -NWR (Government)	19,042,038
881	Luuka District	255482	BUKANGA HEALTH CENTER III	Health Center III	506470	Government	o/w PHC -NWR (Results-based)	15,294,670
881	Luuka District	255473	BUWOLOGOMA HC II	Health Center II	0	Government	o/w PHC -NWR (Government)	9,521,019
881	Luuka District	255490	IKUMBYA HEALTH CENTER III	Health Center III	507188	Government	o/w PHC -NWR (Government)	19,042,038
881	Luuka District	255490	IKUMBYA HEALTH CENTER III	Health Center III	507188	Government	o/w PHC -NWR (Results-based)	14,730,614
881	Luuka District	255484	NAIRIKA HEALTH CENTER II	Health Center II	506473	Government	o/w PHC -NWR (Government)	9,521,019
881	Luuka District	255501	BUSIRO HEALTH CENTER II	Health Center II	507192	Government	o/w PHC -NWR (Government)	9,521,019
881	Luuka District	255504	LWAKI HEALTH CENTER II	Health Center II	506481	Government	o/w PHC -NWR (Government)	9,521,019
881	Luuka District	255483	BUSANDA HEALTH CENTER II	Health Center II	506477	Government	o/w PHC -NWR (Government)	9,521,019
881	Luuka District	255472	BUTOGONYA HC II	Health Center II	0	Government	o/w PHC -NWR (Government)	9,521,019
881	Luuka District	255477	KIBINGA HEALTH CENTER II	Health Center II	506482	Government	o/w PHC -NWR (Government)	9,521,019

Vote Code	Local Government	Cost Centre ID	Cost Centre Name	Cost Centre Type	Supplier Number	Ownership	Grant Title	2023/24 Approved Budget
881	Luuka District	255499	NAKISWIGA HEALTH CENTER II	Health Center II	506479	Government	o/w PHC -NWR (Government)	9,521,019
881	Luuka District	255500	NAWAMPITI HEALTH CENTER II	Health Center II	506480	Government	o/w PHC -NWR (Government)	9,521,019
881	Luuka District	256895	Nawanyago Health Centre II (NGO)	Health Center II	506487	UPMB	o/w PHC -NWR (PNFP)	6,240,717
881	Luuka District	255502	WAIBUGA HEALTH CENTER III	Health Center III	506467	Government	o/w PHC -NWR (Government)	19,042,038
881	Luuka District	255502	WAIBUGA HEALTH CENTER III	Health Center III	506467	Government	o/w PHC -NWR (Results-based)	13,421,013
881	Luuka District	255476	ITAKAIBOLU HC II	Health Center II	0	Government	o/w PHC -NWR (Government)	9,521,019
881	Luuka District	255503	MAWUNDO Health Centre III	Health Center III	507193	UPMB	o/w PHC -NWR (PNFP)	12,481,435
881	Luuka District	255503	MAWUNDO Health Centre III	Health Center III	507193	UPMB	o/w PHC -NWR (Results-based)	7,223,206
881	Luuka District	256320	KIYUNGA HEALTH CENTER IV	Health Center IV	506466	Government	o/w PHC -NWR (Government)	95,210,191
881	Luuka District	256320	KIYUNGA HEALTH CENTER IV	Health Center IV	506466	Government	o/w PHC -NWR (Results-based)	52,283,059
881	Luuka District	255491	BUGAMBO HEALTH CENTER II	Health Center II	506474	Government	o/w PHC -NWR (Government)	9,521,019
881	Luuka District	255481	BUSALAMU HEALTH CENTER II	Health Center II	506472	Government	o/w PHC -NWR (Government)	9,521,019
881	Luuka District	255498	IKONIA HEALTH CENTER III	Health Center III	506468	Government	o/w PHC -NWR (Government)	19,042,038
881	Luuka District	255498	IKONIA HEALTH CENTER III	Health Center III	506468	Government	o/w PHC -NWR (Results-based)	12,111,354
881	Luuka District	255475	INNULA HEALTH CENTER II	Health Center II	507189	Government	o/w PHC -NWR (Government)	9,521,019
881	Luuka District	255494	KALYOWA HEALTH CENTER II	Health Center II	506478	Government	o/w PHC -NWR (Government)	9,521,019
881	Luuka District	255495	KIWALAZI HEALTH CENTER II	Health Center II	507191	Government	o/w PHC -NWR (Government)	9,521,019
881	Luuka District	255492	NANTAMALI HEALTH CENTER II	Health Center II	506475	Government	o/w PHC -NWR (Government)	9,521,019
881	Luuka District	255479	NTAYIGIRWA	Health Center II	0	Government	o/w PHC -NWR (Government)	9,521,019
881	Luuka District	255488	BUKENDI HEALTH CENTER II	Health Center III	507190	Government	o/w PHC -NWR (Government)	19,042,038

Vote Code	Local Government	Cost Centre ID	Cost Centre Name	Cost Centre Type	Supplier Number	Ownership	Grant Title	2023/24 Approved Budget
881	Luuka District	255488	BUKENDI HEALTH CENTER II	Health Center III	507190	Government	o/w PHC -NWR (Results-based)	8,504,565
881	Luuka District	255485	BUKOOOMA HEALTH CENTER III	Health Center III	506471	Government	o/w PHC -NWR (Government)	19,042,038
881	Luuka District	255485	BUKOOOMA HEALTH CENTER III	Health Center III	506471	Government	o/w PHC -NWR (Results-based)	14,144,575
881	Luuka District	255487	BULALU HEALTH CENTER II	Health Center II	506476	Government	o/w PHC -NWR (Government)	9,521,019
881	Luuka District	255493	IRONGO HEALTH CENTER III	Health Center III	506469	Government	o/w PHC -NWR (Government)	19,042,038
881	Luuka District	255493	IRONGO HEALTH CENTER III	Health Center III	506469	Government	o/w PHC -NWR (Results-based)	16,640,411
881	Luuka District	255496	NAWANSEGA Health CentreIII	Health Center III	506483	UPMB	o/w PHC -NWR (PNFP)	12,481,435
881	Luuka District	255496	NAWANSEGA Health CentreIII	Health Center III	506483	UPMB	o/w PHC -NWR (Results-based)	8,724,936
881	Luuka District	255489	Nawanyago Health Centre II	Health Center II	556979	Government	o/w PHC -NWR (Government)	9,521,019
881 Total								609,926,526
882	Luwero District	253760	KAMIRA HEALTH CENTRE III	Health Center III	506021	Government	o/w PHC -NWR (Government)	19,034,892
882	Luwero District	253760	KAMIRA HEALTH CENTRE III	Health Center III	506021	Government	o/w PHC -NWR (Results-based)	12,516,337
882	Luwero District	253770	MAZZI HEALTH CENTRE II	Health Center II	506023	Government	o/w PHC -NWR (Government)	9,517,446
882	Luwero District	253801	BUBUUBI HEALTH CENTRE II	Health Center II	506022	Government	o/w PHC -NWR (Government)	9,517,446
882	Luwero District	253757	BULAMI ORTHODOX HC	Health Center II	506052	UOMB	o/w PHC -NWR (PNFP)	3,695,222
882	Luwero District	253773	NAKIGOZA HEALTH CENTRE II	Health Center II	506024	Government	o/w PHC -NWR (Government)	9,517,446
882	Luwero District	253775	NAMBI HEALTH CENTRE II	Health Center II	507274	Government	o/w PHC -NWR (Government)	9,517,446
882	Luwero District	253776	NATTYOLE HC	Health Center III	506050	UCMB	o/w PHC -NWR (PNFP)	7,390,445
882	Luwero District	253776	NATTYOLE HC	Health Center III	506050	UCMB	o/w PHC -NWR (Results-based)	10,396,809
882	Luwero District	253783	ZIROBWE HEALTH CENTRE III	Health Center III	506938	Government	o/w PHC -NWR (Government)	19,034,892

Vote Code	Local Government	Cost Centre ID	Cost Centre Name	Cost Centre Type	Supplier Number	Ownership	Grant Title	2023/24 Approved Budget
882	Luwero District	253783	ZIROBWE HEALTH CENTRE III	Health Center III	506938	Government	o/w PHC -NWR (Results-based)	19,687,424
882	Luwero District	253754	BUGEMA UNV HC	Health Center III	544232	UPMB	o/w PHC -NWR (PNFP)	7,390,445
882	Luwero District	253754	BUGEMA UNV HC	Health Center III	544232	UPMB	o/w PHC -NWR (Results-based)	5,355,340
882	Luwero District	256173	KALAGALA HEALTH CENTRE IV	Health Center IV	506018	Government	o/w PHC -NWR (Government)	95,174,462
882	Luwero District	256173	KALAGALA HEALTH CENTRE IV	Health Center IV	506018	Government	o/w PHC -NWR (Results-based)	59,019,445
882	Luwero District	253759	HOLY CROSS HEALTH CENTRE III	Health Center III	507278	UCMB	o/w PHC -NWR (PNFP)	7,390,445
882	Luwero District	253759	HOLY CROSS HEALTH CENTRE III	Health Center III	507278	UCMB	o/w PHC -NWR (Results-based)	11,622,709
882	Luwero District	253792	KIBENGO HEALTH CENTRE III	Health Center III	507272	Government	o/w PHC -NWR (Government)	19,034,892
882	Luwero District	253792	KIBENGO HEALTH CENTRE III	Health Center III	507272	Government	o/w PHC -NWR (Results-based)	7,912,293
882	Luwero District	253766	KIREKU HEALTH CENTRE II	Health Center II	507273	Government	o/w PHC -NWR (Government)	9,517,446
882	Luwero District	253767	KIRUMANDAGI HEALTH CENTRE II	Health Center II	506026	Government	o/w PHC -NWR (Government)	9,517,446
882	Luwero District	253782	WABUSANA HEALTH CENTRE III	Health Center III	506020	Government	o/w PHC -NWR (Government)	19,034,892
882	Luwero District	253782	WABUSANA HEALTH CENTRE III	Health Center III	506020	Government	o/w PHC -NWR (Results-based)	19,145,499
882	Luwero District	253751	BAMUNANIKA HEALTH CENTRE III	Health Center III	506019	Government	o/w PHC -NWR (Government)	19,034,892
882	Luwero District	253751	BAMUNANIKA HEALTH CENTRE III	Health Center III	506019	Government	o/w PHC -NWR (Results-based)	17,393,660
882	Luwero District	253800	KATIKAMU SDA HC	Health Center II	506057	UPMB	o/w PHC -NWR (PNFP)	3,695,222
882	Luwero District	253764	KAYINDU HEALTH CENTRE II	Health Center II	506027	Government	o/w PHC -NWR (Government)	9,517,446
882	Luwero District	253768	LUTEETE HIVAIDS	Health Center II	506051	UPMB	o/w PHC -NWR (PNFP)	3,695,222
882	Luwero District	252844	MULAJJE HC	Health Center II	544233	UCMB	o/w PHC -NWR (PNFP)	3,695,222
882	Luwero District	253781	SEKAMULI HEALTH CENTRE II	Health Center III	506025	Government	o/w PHC -NWR (Government)	19,034,892

Vote Code	Local Government	Cost Centre ID	Cost Centre Name	Cost Centre Type	Supplier Number	Ownership	Grant Title	2023/24 Approved Budget
882	Luwero District	253781	SEKAMULI HEALTH CENTRE II	Health Center III	506025	Government	o/w PHC -NWR (Results-based)	9,035,076
882	Luwero District	253758	BUYUKI HEALTH CENTRE II	Health Center II	506048	Government	o/w PHC -NWR (Government)	9,517,446
882	Luwero District	253799	Good Samaritan HC III -KATIKAMU KISULE	Health Center III	506060	UCMB	o/w PHC -NWR (PNFP)	7,390,445
882	Luwero District	253799	Good Samaritan HC III -KATIKAMU KISULE	Health Center III	506060	UCMB	o/w PHC -NWR (Results-based)	6,170,789
882	Luwero District	253763	KATIKAMU HEALTH CENTRE III	Health Center III	507275	Government	o/w PHC -NWR (Government)	19,034,892
882	Luwero District	253763	KATIKAMU HEALTH CENTRE III	Health Center III	507275	Government	o/w PHC -NWR (Results-based)	23,174,761
882	Luwero District	253790	KYALUGONDO HEALTH CENTRE III	Health Center III	506029	Government	o/w PHC -NWR (Government)	19,034,892
882	Luwero District	253790	KYALUGONDO HEALTH CENTRE III	Health Center III	506029	Government	o/w PHC -NWR (Results-based)	9,768,296
882	Luwero District	253791	LUGO HC	Health Center III	506053	UMMB	o/w PHC -NWR (PNFP)	7,390,445
882	Luwero District	253791	LUGO HC	Health Center III	506053	UMMB	o/w PHC -NWR (Results-based)	3,096,280
882	Luwero District	256175	BISHOP CAESAR ASILI HOSPITAL	Hospital	506054	UCMB	o/w PHC Hospital -NWR (PNFP)	119,823,701
882	Luwero District	256176	LUWERO GENERAL HOSPITAL	Hospital	506028	Government	o/w PHC Hospital -NWR (Government)	352,662,922
882	Luwero District	253798	NANDERE HC	Health Center II	507282	UCMB	o/w PHC -NWR (PNFP)	3,695,222
882	Luwero District	253777	NDEJJE HC II	Health Center II	507281	UPMB	o/w PHC -NWR (PNFP)	3,695,222
882	Luwero District	253789	NSAWO HEALTH CENTRE III	Health Center III	506040	Government	o/w PHC -NWR (Government)	19,034,892
882	Luwero District	253789	NSAWO HEALTH CENTRE III	Health Center III	506040	Government	o/w PHC -NWR (Results-based)	14,197,723
882	Luwero District	256174	NYIMBWA SC HEALTH CENTRE IV	Health Center IV	506038	Government	o/w PHC -NWR (Government)	95,174,462
882	Luwero District	256174	NYIMBWA SC HEALTH CENTRE IV	Health Center IV	506038	Government	o/w PHC -NWR (Results-based)	30,200,474
882	Luwero District	253780	SAMBWE HEALTH CENTRE II	Health Center II	506047	Government	o/w PHC -NWR (Government)	9,517,446
882	Luwero District	256919	ST GEORGE ANOONYA HC II	Health Center II	507279	UOMB	o/w PHC -NWR (PNFP)	3,695,222

Vote Code	Local Government	Cost Centre ID	Cost Centre Name	Cost Centre Type	Supplier Number	Ownership	Grant Title	2023/24 Approved Budget
882	Luwero District	253784	St. Marys HC IV -KASAALA	Health Center III	507280	UCMB	o/w PHC -NWR (PNFP)	7,390,445
882	Luwero District	253784	St. Marys HC IV -KASAALA	Health Center III	507280	UCMB	o/w PHC -NWR (Results-based)	28,042,793
882	Luwero District	253785	BAMUGOLODDE HEALTH CENTRE II	Health Center II	506037	Government	o/w PHC -NWR (Government)	9,517,446
882	Luwero District	253787	BUTUNTUMULA HEALTH CENTRE III	Health Center III	506030	Government	o/w PHC -NWR (Government)	19,034,892
882	Luwero District	253787	BUTUNTUMULA HEALTH CENTRE III	Health Center III	506030	Government	o/w PHC -NWR (Results-based)	12,455,050
882	Luwero District	253786	KABANYI HEALTH CENTRE II	Health Center II	506036	Government	o/w PHC -NWR (Government)	9,517,446
882	Luwero District	253788	LUTUULA HEALTH CENTRE II	Health Center II	506034	Government	o/w PHC -NWR (Government)	9,517,446
882	Luwero District	253793	BWAZIBA HEALTH CENTRE II	Health Center II	506049	Government	o/w PHC -NWR (Government)	9,517,446
882	Luwero District	253794	KABAKEDI HEALTH CENTRE II	Health Center II	506035	Government	o/w PHC -NWR (Government)	9,517,446
882	Luwero District	253796	KATUUGO HEALTH CENTRE III	Health Center III	506031	Government	o/w PHC -NWR (Government)	19,034,892
882	Luwero District	253796	KATUUGO HEALTH CENTRE III	Health Center III	506031	Government	o/w PHC -NWR (Results-based)	6,120,617
882	Luwero District	253795	KIGOMBE HEALTH CENTRE II	Health Center II	506033	Government	o/w PHC -NWR (Government)	9,517,446
882	Luwero District	253797	KIKUBE HEALTH CENTRE II	Health Center II	506032	Government	o/w PHC -NWR (Government)	9,517,446
882	Luwero District	253753	BOWA HEALTH CENTRE III	Health Center III	506039	Government	o/w PHC -NWR (Government)	19,034,892
882	Luwero District	253753	BOWA HEALTH CENTRE III	Health Center III	506039	Government	o/w PHC -NWR (Results-based)	8,800,785
882	Luwero District	253761	KANYANDA HEALTH CENTRE II	Health Center II	506045	Government	o/w PHC -NWR (Government)	9,517,446
882	Luwero District	253762	KASOZI HEALTH CENTRE III	Health Center III	506046	Government	o/w PHC -NWR (Government)	19,034,892
882	Luwero District	253762	KASOZI HEALTH CENTRE III	Health Center III	506046	Government	o/w PHC -NWR (Results-based)	7,515,342
882	Luwero District	253769	MAKULUBITA HEALTH CENTRE III	Health Center III	506041	Government	o/w PHC -NWR (Government)	19,034,892
882	Luwero District	253769	MAKULUBITA HEALTH CENTRE III	Health Center III	506041	Government	o/w PHC -NWR (Results-based)	8,503,390

Vote Code	Local Government	Cost Centre ID	Cost Centre Name	Cost Centre Type	Supplier Number	Ownership	Grant Title	2023/24 Approved Budget
882	Luwero District	253779	NSANVU HEALTH CENTRE II	Health Center II	507277	Government	o/w PHC -NWR (Government)	9,517,446
882	Luwero District	253752	BOMBO HEALTH CENTRE III	Health Center III	506042	Government	o/w PHC -NWR (Government)	19,034,892
882	Luwero District	253752	BOMBO HEALTH CENTRE III	Health Center III	506042	Government	o/w PHC -NWR (Results-based)	20,408,956
882	Luwero District	253772	NAKATONYA HC	Health Center III	506058	UMMB	o/w PHC -NWR (PNFP)	7,390,445
882	Luwero District	253772	NAKATONYA HC	Health Center III	506058	UMMB	o/w PHC -NWR (Results-based)	12,646,380
882	Luwero District	253774	NAMALIGA ST LUKE HEALTHCE	Health Center IV	506059	UCMB	o/w PHC -NWR (PNFP)	11,607,157
882	Luwero District	253774	NAMALIGA ST LUKE HEALTHCE	Health Center IV	506059	UCMB	o/w PHC -NWR (Results-based)	18,937,148
882	Luwero District	253755	BUKALASA HEALTH CENTRE III	Health Center III	506043	Government	o/w PHC -NWR (Government)	19,034,892
882	Luwero District	253755	BUKALASA HEALTH CENTRE III	Health Center III	506043	Government	o/w PHC -NWR (Results-based)	11,773,745
882	Luwero District	253756	BUKOLWA HEALTH CENTRE II	Health Center II	507276	Government	o/w PHC -NWR (Government)	9,517,446
882	Luwero District	253765	KIKOMA HEALTH CENTRE III	Health Center III	506044	Government	o/w PHC -NWR (Government)	19,034,892
882	Luwero District	253765	KIKOMA HEALTH CENTRE III	Health Center III	506044	Government	o/w PHC -NWR (Results-based)	6,392,110
882	Luwero District	253778	NJOVU ISLAMIC MEDICAL CENTRE	Health Center III	507283	UMMB	o/w PHC -NWR (PNFP)	7,390,445
882	Luwero District	253778	NJOVU ISLAMIC MEDICAL CENTRE	Health Center III	507283	UMMB	o/w PHC -NWR (Results-based)	9,346,579
882 Total								1,673,493,279
883	Lwengo District	256333	Kyazanga HC IV	Health Center IV	505832	Government	o/w PHC -NWR (Government)	76,260,736
883	Lwengo District	256333	Kyazanga HC IV	Health Center IV	505832	Government	o/w PHC -NWR (Results-based)	41,135,027
883	Lwengo District	255625	Munatham HC	Health Center II	506881	UMMB	o/w PHC -NWR (PNFP)	3,908,602
883	Lwengo District	255628	Kyetume HC III	Health Center III	506873	Government	o/w PHC -NWR (Government)	15,252,147
883	Lwengo District	255628	Kyetume HC III	Health Center III	506873	Government	o/w PHC -NWR (Results-based)	13,793,185

Vote Code	Local Government	Cost Centre ID	Cost Centre Name	Cost Centre Type	Supplier Number	Ownership	Grant Title	2023/24 Approved Budget
883	Lwengo District	256334	Lwengo HC IV	Health Center IV	505825	Government	o/w PHC -NWR (Government)	76,260,736
883	Lwengo District	256334	Lwengo HC IV	Health Center IV	505825	Government	o/w PHC -NWR (Results-based)	35,525,714
883	Lwengo District	255613	St Francis Mbirizi HC	Health Center III	506880	UCMB	o/w PHC -NWR (PNFP)	7,817,203
883	Lwengo District	255613	St Francis Mbirizi HC	Health Center III	506880	UCMB	o/w PHC -NWR (Results-based)	14,733,714
883	Lwengo District	255617	Kikenene HC II	Health Center II	505827	Government	o/w PHC -NWR (Government)	7,626,074
883	Lwengo District	255618	Kinoni HC III	Health Center III	506874	Government	o/w PHC -NWR (Government)	15,252,147
883	Lwengo District	255618	Kinoni HC III	Health Center III	506874	Government	o/w PHC -NWR (Results-based)	22,488,917
883	Lwengo District	256332	Kiwangala HC IV	Health Center IV	505828	Government	o/w PHC -NWR (Government)	76,260,736
883	Lwengo District	256332	Kiwangala HC IV	Health Center IV	505828	Government	o/w PHC -NWR (Results-based)	36,068,836
883	Lwengo District	255619	Kyamaganda HC	Health Center III	505840	UCMB	o/w PHC -NWR (PNFP)	7,817,203
883	Lwengo District	255619	Kyamaganda HC	Health Center III	505840	UCMB	o/w PHC -NWR (Results-based)	5,373,592
883	Lwengo District	255616	Nakateete HC II	Health Center II	505833	Government	o/w PHC -NWR (Government)	7,626,074
883	Lwengo District	255629	Lwengenyi HC II	Health Center II	505831	Government	o/w PHC -NWR (Government)	7,626,074
883	Lwengo District	255626	Kakoma HC II	Health Center III	506876	Government	o/w PHC -NWR (Government)	15,252,147
883	Lwengo District	255626	Kakoma HC II	Health Center III	506876	Government	o/w PHC -NWR (Results-based)	8,044,309
883	Lwengo District	255624	KitooroLuyembe HC	Health Center II	505836	UPMB	o/w PHC -NWR (PNFP)	3,908,602
883	Lwengo District	255630	Kalegero HCII	Health Center II	506877	Government	o/w PHC -NWR (Government)	7,626,074
883	Lwengo District	255610	Kagganda HC II	Health Center II	505834	Government	o/w PHC -NWR (Government)	7,626,074
883	Lwengo District	255611	Kasana HC II	Health Center II	506875	Government	o/w PHC -NWR (Government)	7,626,074
883	Lwengo District	255620	Kisansala HC II	Health Center II	505829	Government	o/w PHC -NWR (Government)	7,626,074

Vote Code	Local Government	Cost Centre ID	Cost Centre Name	Cost Centre Type	Supplier Number	Ownership	Grant Title	2023/24 Approved Budget
883	Lwengo District	255622	Nkoni HC	Health Center III	505838	UCMB	o/w PHC -NWR (PNFP)	7,817,203
883	Lwengo District	255622	Nkoni HC	Health Center III	505838	UCMB	o/w PHC -NWR (Results-based)	8,512,136
883	Lwengo District	255627	Mbirizi muslim HC III	Health Center III	505842	UMMB	o/w PHC -NWR (PNFP)	7,817,203
883	Lwengo District	255627	Mbirizi muslim HC III	Health Center III	505842	UMMB	o/w PHC -NWR (Results-based)	10,196,902
883	Lwengo District	255612	Naanywa HC III	Health Center III	505826	Government	o/w PHC -NWR (Government)	15,252,147
883	Lwengo District	255612	Naanywa HC III	Health Center III	505826	Government	o/w PHC -NWR (Results-based)	13,809,410
883	Lwengo District	255631	Katovu HC III	Health Center III	505830	Government	o/w PHC -NWR (Government)	15,252,147
883	Lwengo District	255631	Katovu HC III	Health Center III	505830	Government	o/w PHC -NWR (Results-based)	17,289,114
883 Total								624,482,329
884	Lyantonde District	255235	KINUUKA HCIII	Health Center III	505718	Government	o/w PHC -NWR (Government)	14,041,966
884	Lyantonde District	255235	KINUUKA HCIII	Health Center III	505718	Government	o/w PHC -NWR (Results-based)	8,645,103
884	Lyantonde District	255248	KYENSHAMA HCII	Health Center II	505729	Government	o/w PHC -NWR (Government)	7,020,983
884	Lyantonde District	255245	BUYANJA HCII	Health Center II	505731	Government	o/w PHC -NWR (Government)	7,020,983
884	Lyantonde District	255237	KASAGAMA HCIII	Health Center III	505721	Government	o/w PHC -NWR (Government)	14,041,966
884	Lyantonde District	255237	KASAGAMA HCIII	Health Center III	505721	Government	o/w PHC -NWR (Results-based)	12,598,809
884	Lyantonde District	255247	NAMUTAMBA HCII	Health Center II	505728	Government	o/w PHC -NWR (Government)	7,020,983
884	Lyantonde District	256302	LYANTONDE HOSPITAL	Hospital	462053	Government	o/w PHC Hospital -NWR (Government)	514,782,358
884	Lyantonde District	255252	LYANTONDE MUSLIM HEALTH CENTRE	Health Center III	507045	UMMB	o/w PHC -NWR (PNFP)	7,309,237
884	Lyantonde District	255252	LYANTONDE MUSLIM HEALTH CENTRE	Health Center III	507045	UMMB	o/w PHC -NWR (Results-based)	7,937,976
884	Lyantonde District	255240	ST ELIZABETH KIJUKIZO DISPENSARY	Health Center III	505733	UCMB	o/w PHC -NWR (PNFP)	7,309,237

Vote Code	Local Government	Cost Centre ID	Cost Centre Name	Cost Centre Type	Supplier Number	Ownership	Grant Title	2023/24 Approved Budget
884	Lyantonde District	255240	ST ELIZABETH KIJJUKIZO DISPENSARY	Health Center III	505733	UCMB	o/w PHC -NWR (Results-based)	8,317,908
884	Lyantonde District	255238	KALIIRO HCIII	Health Center III	505719	Government	o/w PHC -NWR (Government)	14,041,966
884	Lyantonde District	255238	KALIIRO HCIII	Health Center III	505719	Government	o/w PHC -NWR (Results-based)	12,805,847
884	Lyantonde District	255243	KIYINDA HCII	Health Center II	505723	Government	o/w PHC -NWR (Government)	7,020,983
884	Lyantonde District	255244	KYAKUTEREKERA HCII	Health Center II	507043	Government	o/w PHC -NWR (Government)	7,020,983
884	Lyantonde District	255241	KABATEMA HCII	Health Center II	507044	Government	o/w PHC -NWR (Government)	7,020,983
884	Lyantonde District	255251	KABAYANDA HCII	Health Center II	505726	Government	o/w PHC -NWR (Government)	7,020,983
884	Lyantonde District	255239	KABETEMERE HCII	Health Center II	505730	Government	o/w PHC -NWR (Government)	7,020,983
884	Lyantonde District	255250	KATOVU HCII	Health Center II	505727	Government	o/w PHC -NWR (Government)	7,020,983
884	Lyantonde District	255253	BUYAGA HCII	Health Center II	505722	Government	o/w PHC -NWR (Government)	7,020,983
884	Lyantonde District	255257	KEMUNYU HCII	Health Center II	505732	Government	o/w PHC -NWR (Government)	7,020,983
884	Lyantonde District	255236	MPUMUDDE HCIII	Health Center III	505720	Government	o/w PHC -NWR (Government)	14,041,966
884	Lyantonde District	255236	MPUMUDDE HCIII	Health Center III	505720	Government	o/w PHC -NWR (Results-based)	9,917,737
884	Lyantonde District	255254	KYEMAMBA HCII	Health Center II	505724	Government	o/w PHC -NWR (Government)	7,020,983
884	Lyantonde District	255255	LYAKAJURA HCII	Health Center III	505725	Government	o/w PHC -NWR (Government)	14,041,966
884	Lyantonde District	255255	LYAKAJURA HCII	Health Center III	505725	Government	o/w PHC -NWR (Results-based)	7,722,129
884 Total								751,807,964
885	Madi-Okollo District	252756	Inde health centre III PHC Com	Health Center III	504552	Government	o/w PHC -NWR (Government)	17,865,346
885	Madi-Okollo District	252756	Inde health centre III PHC Com	Health Center III	504552	Government	o/w PHC -NWR (Results-based)	8,826,998
885	Madi-Okollo District	252757	ODRAKA HEALTH CENTRE II PHC	Health Center II	123442	Government	o/w PHC -NWR (Government)	8,932,673

Vote Code	Local Government	Cost Centre ID	Cost Centre Name	Cost Centre Type	Supplier Number	Ownership	Grant Title	2023/24 Approved Budget
885	Madi-Okollo District	252758	OGOKO HEALTH CENTRE II	Health Center II	504577	Government	o/w PHC -NWR (Government)	8,932,673
885	Madi-Okollo District	252767	Pawor health centre III PHC co	Health Center III	504553	Government	o/w PHC -NWR (Government)	17,865,346
885	Madi-Okollo District	252767	Pawor health centre III PHC co	Health Center III	504553	Government	o/w PHC -NWR (Results-based)	13,767,938
885	Madi-Okollo District	252768	GBULUKUATUNI HEALTH CENTRE II	Health Center II	123452	Government	o/w PHC -NWR (Government)	8,932,673
885	Madi-Okollo District	256080	RHINO CAMP HLTSUB DIST	Health Center IV	504575	Government	o/w PHC -NWR (Government)	89,326,730
885	Madi-Okollo District	256080	RHINO CAMP HLTSUB DIST	Health Center IV	504575	Government	o/w PHC -NWR (Results-based)	28,556,037
885	Madi-Okollo District	252770	Ocea health centre II PHC comm	Health Center II	506735	Government	o/w PHC -NWR (Government)	8,932,673
885	Madi-Okollo District	252771	Oduobu health centre III commu	Health Center II	504554	Government	o/w PHC -NWR (Government)	8,932,673
885	Madi-Okollo District	252769	OLIVU HEALTH CENTRE II	Health Center II	121427	Government	o/w PHC -NWR (Government)	8,932,673
885	Madi-Okollo District	252726	OLUJOBO HEALTH ECNTRE III PHC	Health Center III	504547	Government	o/w PHC -NWR (Government)	17,865,346
885	Madi-Okollo District	252726	OLUJOBO HEALTH ECNTRE III PHC	Health Center III	504547	Government	o/w PHC -NWR (Results-based)	18,141,502
885	Madi-Okollo District	252745	EWANGA health centre III PHC c	Health Center III	506732	Government	o/w PHC -NWR (Government)	17,865,346
885	Madi-Okollo District	252745	EWANGA health centre III PHC c	Health Center III	506732	Government	o/w PHC -NWR (Results-based)	6,097,233
885	Madi-Okollo District	252759	Akino health centre III commun	Health Center II	504555	Government	o/w PHC -NWR (Government)	8,932,673
885	Madi-Okollo District	252760	Okollo health centre III PHC C	Health Center III	506736	Government	o/w PHC -NWR (Government)	17,865,346
885	Madi-Okollo District	252760	Okollo health centre III PHC C	Health Center III	506736	Government	o/w PHC -NWR (Results-based)	12,120,137
885	Madi-Okollo District	252761	Oyima health centre III PHC co	Health Center III	504556	Government	o/w PHC -NWR (Government)	17,865,346
885	Madi-Okollo District	252761	Oyima health centre III PHC co	Health Center III	504556	Government	o/w PHC -NWR (Results-based)	6,226,447
885	Madi-Okollo District	252736	Anyiribu Health Centre II com	Health Center III	506731	UPMB	o/w PHC -NWR (PNFP)	11,222,857
885	Madi-Okollo District	252736	Anyiribu Health Centre II com	Health Center III	506731	UPMB	o/w PHC -NWR (Results-based)	7,346,193

Vote Code	Local Government	Cost Centre ID	Cost Centre Name	Cost Centre Type	Supplier Number	Ownership	Grant Title	2023/24 Approved Budget
885	Madi-Okollo District	252773	ST LUKE KATIYIHCI	Health Center III	504542	UPMB	o/w PHC -NWR (PNFP)	11,222,857
885	Madi-Okollo District	252773	ST LUKE KATIYIHCI	Health Center III	504542	UPMB	o/w PHC -NWR (Results-based)	11,365,322
885	Madi-Okollo District	252772	Uleppi health centre III	Health Center II	504557	Government	o/w PHC -NWR (Government)	8,932,673
885	Madi-Okollo District	252774	Uleppi parish dispensary	Health Center II	123448	UCMB	o/w PHC -NWR (PNFP)	5,611,429
885	Madi-Okollo District	252755	OFFAKA HEALTH CENTRE III	Health Center III	123443	Government	o/w PHC -NWR (Government)	17,865,346
885	Madi-Okollo District	252755	OFFAKA HEALTH CENTRE III	Health Center III	123443	Government	o/w PHC -NWR (Results-based)	13,444,860
885 Total								439,795,344
886	Manafwa District	256272	Bugobero HCIV	Health Center IV	506227	Government	o/w PHC -NWR (Government)	73,135,292
886	Manafwa District	256272	Bugobero HCIV	Health Center IV	506227	Government	o/w PHC -NWR (Results-based)	80,945,069
886	Manafwa District	254970	Bukewa HCIII	Health Center III	507223	Government	o/w PHC -NWR (Government)	14,627,058
886	Manafwa District	254970	Bukewa HCIII	Health Center III	507223	Government	o/w PHC -NWR (Results-based)	37,695,505
886	Manafwa District	254967	Butiru Holy Family	Health Center II	506224	UCMB	o/w PHC -NWR (PNFP)	4,987,944
886	Manafwa District	254959	Ikaali HCII	Health Center II	506222	Government	o/w PHC -NWR (Government)	7,313,529
886	Manafwa District	254965	Lwanjusi HCIII	Health Center III	506219	Government	o/w PHC -NWR (Government)	14,627,058
886	Manafwa District	254965	Lwanjusi HCIII	Health Center III	506219	Government	o/w PHC -NWR (Results-based)	40,375,429
886	Manafwa District	254971	BukimanayiHCIII	Health Center III	506221	Government	o/w PHC -NWR (Government)	14,627,058
886	Manafwa District	254971	BukimanayiHCIII	Health Center III	506221	Government	o/w PHC -NWR (Results-based)	23,851,517
886	Manafwa District	256274	Bubulo HCIV	Health Center IV	506220	Government	o/w PHC -NWR (Government)	73,135,292
886	Manafwa District	256274	Bubulo HCIV	Health Center IV	506220	Government	o/w PHC -NWR (Results-based)	72,652,465
886	Manafwa District	254972	BUBULO HEALTH CENTRE II	Health Center II	551183	UPMB	o/w PHC -NWR (PNFP)	4,987,944

Vote Code	Local Government	Cost Centre ID	Cost Centre Name	Cost Centre Type	Supplier Number	Ownership	Grant Title	2023/24 Approved Budget
886	Manafwa District	254966	Butiru Chrisco HC III	Health Center III	506216	UPMB	o/w PHC -NWR (PNFP)	9,975,889
886	Manafwa District	254966	Butiru Chrisco HC III	Health Center III	506216	UPMB	o/w PHC -NWR (Results-based)	29,885,272
886	Manafwa District	254968	Butiru HCIII	Health Center III	506217	Government	o/w PHC -NWR (Government)	14,627,058
886	Manafwa District	254968	Butiru HCIII	Health Center III	506217	Government	o/w PHC -NWR (Results-based)	42,722,074
886 Total								560,171,455
887	Maracha District	255200	OVUJO HC III	Health Center III	505610	Government	o/w PHC -NWR (Government)	15,668,793
887	Maracha District	255200	OVUJO HC III	Health Center III	505610	Government	o/w PHC -NWR (Results-based)	14,340,242
887	Maracha District	255202	ELIOFE HC III	Health Center III	507008	Government	o/w PHC -NWR (Government)	15,668,793
887	Maracha District	255202	ELIOFE HC III	Health Center III	507008	Government	o/w PHC -NWR (Results-based)	11,614,955
887	Maracha District	255201	OLUVU HC III	Health Center III	505613	Government	o/w PHC -NWR (Government)	15,668,793
887	Maracha District	255201	OLUVU HC III	Health Center III	505613	Government	o/w PHC -NWR (Results-based)	13,471,860
887	Maracha District	255194	CURUBE HC II	Health Center III	505615	Government	o/w PHC -NWR (Government)	15,668,793
887	Maracha District	255194	CURUBE HC II	Health Center III	505615	Government	o/w PHC -NWR (Results-based)	7,374,769
887	Maracha District	255195	KIJOMORO HC III	Health Center III	505608	Government	o/w PHC -NWR (Government)	15,668,793
887	Maracha District	255195	KIJOMORO HC III	Health Center III	505608	Government	o/w PHC -NWR (Results-based)	14,798,420
887	Maracha District	255199	KAMAKA HC III	Health Center III	505611	Government	o/w PHC -NWR (Government)	15,668,793
887	Maracha District	255199	KAMAKA HC III	Health Center III	505611	Government	o/w PHC -NWR (Results-based)	9,695,034
887	Maracha District	256298	Maracha Hospital Delegated	Hospital	505616	UCMB	o/w PHC Hospital -NWR (PNFP)	260,331,524
887	Maracha District	255196	NYADRI HC III	Health Center III	505609	Government	o/w PHC -NWR (Government)	15,668,793
887	Maracha District	255196	NYADRI HC III	Health Center III	505609	Government	o/w PHC -NWR (Results-based)	10,393,067

Vote Code	Local Government	Cost Centre ID	Cost Centre Name	Cost Centre Type	Supplier Number	Ownership	Grant Title	2023/24 Approved Budget
887	Maracha District	272562	MARACHA HC IV	Health Center IV	868589	Government	o/w PHC -NWR (Government)	78,343,966
887	Maracha District	272562	MARACHA HC IV	Health Center IV	868589	Government	o/w PHC -NWR (Results-based)	18,019,456
887	Maracha District	255198	AJIKORO HC II	Health Center III	507010	Government	o/w PHC -NWR (Government)	15,668,793
887	Maracha District	255198	AJIKORO HC II	Health Center III	507010	Government	o/w PHC -NWR (Results-based)	9,164,344
887	Maracha District	272465	LIKO HC II	Health Center III	821100	Government	o/w PHC -NWR (Government)	15,668,793
887	Maracha District	272465	LIKO HC II	Health Center III	821100	Government	o/w PHC -NWR (Results-based)	4,555,713
887	Maracha District	255197	OLEBA HC III	Health Center III	507007	Government	o/w PHC -NWR (Government)	15,668,793
887	Maracha District	255197	OLEBA HC III	Health Center III	507007	Government	o/w PHC -NWR (Results-based)	11,930,624
887	Maracha District	272467	AMANIPI HC II	Health Center II	821098	Government	o/w PHC -NWR (Government)	7,834,397
887	Maracha District	255205	LOINYA HC II	Health Center II	505614	Government	o/w PHC -NWR (Government)	7,834,397
887	Maracha District	255206	WADRA HC III	Health Center III	507009	Government	o/w PHC -NWR (Government)	15,668,793
887	Maracha District	255206	WADRA HC III	Health Center III	507009	Government	o/w PHC -NWR (Results-based)	10,289,418
887	Maracha District	255204	YIVU ABEA HEALTH CENTER GENERAL FU	Health Center III	507011	UPMB	o/w PHC -NWR (PNFP)	22,269,591
887	Maracha District	255204	YIVU ABEA HEALTH CENTER GENERAL FU	Health Center III	507011	UPMB	o/w PHC -NWR (Results-based)	9,414,606
887	Maracha District	272466	ODUPIRI HC III	Health Center III	821099	Government	o/w PHC -NWR (Government)	15,668,793
887	Maracha District	272466	ODUPIRI HC III	Health Center III	821099	Government	o/w PHC -NWR (Results-based)	4,419,461
887	Maracha District	255203	TARA HC III	Health Center III	505612	Government	o/w PHC -NWR (Government)	15,668,793
887	Maracha District	255203	TARA HC III	Health Center III	505612	Government	o/w PHC -NWR (Results-based)	13,792,173
887 Total								743,582,328
888	Masaka District	253820	KAMULEGU HC III	Health Center III	505787	Government	o/w PHC -NWR (Government)	13,297,525

Vote Code	Local Government	Cost Centre ID	Cost Centre Name	Cost Centre Type	Supplier Number	Ownership	Grant Title	2023/24 Approved Budget
888	Masaka District	253820	KAMULEGU HC III	Health Center III	505787	Government	o/w PHC -NWR (Results-based)	8,351,563
888	Masaka District	253819	KITUNGA HC II	Health Center II	548320	Government	o/w PHC -NWR (Government)	6,648,762
888	Masaka District	253802	ARCHBISHOP J CABANA SSUNGA H	Health Center III	505795	UCMB	o/w PHC -NWR (PNFP)	7,612,520
888	Masaka District	253802	ARCHBISHOP J CABANA SSUNGA H	Health Center III	505795	UCMB	o/w PHC -NWR (Results-based)	9,390,353
888	Masaka District	253808	BUKAKATA HC III	Health Center III	505779	Government	o/w PHC -NWR (Government)	13,297,525
888	Masaka District	253808	BUKAKATA HC III	Health Center III	505779	Government	o/w PHC -NWR (Results-based)	9,306,321
888	Masaka District	253809	MAKONZI HC II	Health Center II	507063	Government	o/w PHC -NWR (Government)	6,648,762
888	Masaka District	253817	BUYAGA HC II	Health Center II	505786	Government	o/w PHC -NWR (Government)	6,648,762
888	Masaka District	256177	KYANAMUKAACA HC IV	Health Center IV	505788	Government	o/w PHC -NWR (Government)	66,487,623
888	Masaka District	256177	KYANAMUKAACA HC IV	Health Center IV	505788	Government	o/w PHC -NWR (Results-based)	27,689,787
888	Masaka District	253818	ZZIMWE HC II	Health Center II	505789	Government	o/w PHC -NWR (Government)	6,648,762
888	Masaka District	253812	BUKEERI HC III	Health Center III	505781	Government	o/w PHC -NWR (Government)	13,297,525
888	Masaka District	253812	BUKEERI HC III	Health Center III	505781	Government	o/w PHC -NWR (Results-based)	10,752,417
888	Masaka District	253813	BUWUNGA HC III	Health Center III	548210	Government	o/w PHC -NWR (Government)	13,297,525
888	Masaka District	253813	BUWUNGA HC III	Health Center III	548210	Government	o/w PHC -NWR (Results-based)	8,734,697
888	Masaka District	253811	KAMWOOZI HC II	Health Center II	505780	Government	o/w PHC -NWR (Government)	6,648,762
888	Masaka District	253814	MAZINGA HC II	Health Center II	505782	Government	o/w PHC -NWR (Government)	6,648,762
888	Masaka District	253810	Nakasojjo Health Centre	Health Center III	27092	UCMB	o/w PHC -NWR (PNFP)	7,056,492
888	Masaka District	253810	Nakasojjo Health Centre	Health Center III	27092	UCMB	o/w PHC -NWR (Results-based)	5,629,025
888 Total								254,093,469

Vote Code	Local Government	Cost Centre ID	Cost Centre Name	Cost Centre Type	Supplier Number	Ownership	Grant Title	2023/24 Approved Budget
889	Masindi District	256180	Masindi Hospital	Hospital	504880	Government	o/w PHC Hospital -NWR (Government)	390,032,144
889	Masindi District	253829	Budongo HC II	Health Center II	506771	Government	o/w PHC -NWR (Government)	9,056,314
889	Masindi District	253824	KASONGOIRE	Health Center II	0	Government	o/w PHC -NWR (Government)	9,056,314
889	Masindi District	253831	Nyabyeya HC II	Health Center II	504875	Government	o/w PHC -NWR (Government)	9,056,314
889	Masindi District	256181	Bwijanga HC IV	Health Center IV	504872	Government	o/w PHC -NWR (Government)	90,563,138
889	Masindi District	256181	Bwijanga HC IV	Health Center IV	504872	Government	o/w PHC -NWR (Results-based)	39,287,674
889	Masindi District	253835	Kikingura HC II	Health Center II	504878	Government	o/w PHC -NWR (Government)	9,056,314
889	Masindi District	253836	Kyamaiso HC II	Health Center II	504876	Government	o/w PHC -NWR (Government)	9,056,314
889	Masindi District	253837	Mihembero Health Centre	Health Center II	544234	Government	o/w PHC -NWR (Government)	9,056,314
889	Masindi District	253838	Ntooma HC II	Health Center II	506772	Government	o/w PHC -NWR (Government)	9,056,314
889	Masindi District	253834	Kisalizi HC II	Health Center II	504879	Government	o/w PHC -NWR (Government)	9,056,314
889	Masindi District	253833	Ikoba HC III	Health Center III	504873	Government	o/w PHC -NWR (Government)	18,112,628
889	Masindi District	253833	Ikoba HC III	Health Center III	504873	Government	o/w PHC -NWR (Results-based)	14,036,028
889	Masindi District	253839	Kichandi HC II	Health Center II	504874	Government	o/w PHC -NWR (Government)	9,056,314
889	Masindi District	253830	Kasenene HC II	Health Center II	504877	Government	o/w PHC -NWR (Government)	9,056,314
889	Masindi District	253832	Nyantanzi HC III	Health Center III	506770	Government	o/w PHC -NWR (Government)	18,112,628
889	Masindi District	253832	Nyantanzi HC III	Health Center III	506770	Government	o/w PHC -NWR (Results-based)	11,899,074
889	Masindi District	253844	Kigezi HC II	Health Center II	504867	Government	o/w PHC -NWR (Government)	9,056,314
889	Masindi District	253842	Kijenga HC II	Health Center II	506767	Government	o/w PHC -NWR (Government)	9,056,314
889	Masindi District	253843	Pakanyi HC III	Health Center III	506769	Government	o/w PHC -NWR (Government)	18,112,628

Vote Code	Local Government	Cost Centre ID	Cost Centre Name	Cost Centre Type	Supplier Number	Ownership	Grant Title	2023/24 Approved Budget
889	Masindi District	253843	Pakanyi HC III	Health Center III	506769	Government	o/w PHC -NWR (Results-based)	11,484,071
889	Masindi District	253841	Kimengo HC III	Health Center III	506768	Government	o/w PHC -NWR (Government)	18,112,628
889	Masindi District	253841	Kimengo HC III	Health Center III	506768	Government	o/w PHC -NWR (Results-based)	9,917,082
889	Masindi District	256005	ALIMUGONZA	Health Center II	0	Government	o/w PHC -NWR (Government)	9,056,314
889	Masindi District	253840	Kijunjubwa HC III	Health Center III	504868	Government	o/w PHC -NWR (Government)	18,112,628
889	Masindi District	253840	Kijunjubwa HC III	Health Center III	504868	Government	o/w PHC -NWR (Results-based)	11,235,321
889	Masindi District	253846	Kyatiri HC III	Health Center III	504871	Government	o/w PHC -NWR (Government)	18,112,628
889	Masindi District	253846	Kyatiri HC III	Health Center III	504871	Government	o/w PHC -NWR (Results-based)	10,035,208
889	Masindi District	253845	Kitanyata HC III	Health Center III	504870	Government	o/w PHC -NWR (Government)	18,112,628
889	Masindi District	253845	Kitanyata HC III	Health Center III	504870	Government	o/w PHC -NWR (Results-based)	11,049,769
889	Masindi District	256007	Kilanyi HC II	Health Center II	504869	Government	o/w PHC -NWR (Government)	9,056,314
889 Total								853,116,297
890	Mayuge District	253847	BufulubiHC II	Health Center II	505641	Government	o/w PHC -NWR (Government)	13,189,687
890	Mayuge District	253874	Bugulu HC II	Health Center II	505619	Government	o/w PHC -NWR (Government)	13,189,687
890	Mayuge District	253873	Bwalula HC II	Health Center II	505621	Government	o/w PHC -NWR (Government)	13,189,687
890	Mayuge District	253865	Bwiwula HC II	Health Center II	505635	Government	o/w PHC -NWR (Government)	13,189,687
890	Mayuge District	253883	Kasutaime HC II	Health Center II	505623	Government	o/w PHC -NWR (Government)	13,189,687
890	Mayuge District	253882	Muggi	Health Center II	505626	Government	o/w PHC -NWR (Government)	13,189,687
890	Mayuge District	253886	Wabulungu HC III	Health Center III	505634	Government	o/w PHC -NWR (Government)	26,379,373
890	Mayuge District	253886	Wabulungu HC III	Health Center III	505634	Government	o/w PHC -NWR (Results-based)	20,624,557

Vote Code	Local Government	Cost Centre ID	Cost Centre Name	Cost Centre Type	Supplier Number	Ownership	Grant Title	2023/24 Approved Budget
890	Mayuge District	253850	Buwaya HC II	Health Center II	507020	UPMB	o/w PHC -NWR (PNFP)	37,477,769
890	Mayuge District	253878	Bwondha HC II	Health Center II	505633	Government	o/w PHC -NWR (Government)	13,189,687
890	Mayuge District	256184	Kityerera HC IV	Health Center IV	505627	Government	o/w PHC -NWR (Government)	131,896,867
890	Mayuge District	256184	Kityerera HC IV	Health Center IV	505627	Government	o/w PHC -NWR (Results-based)	49,777,876
890	Mayuge District	253880	Namoni HC II	Health Center II	505631	Government	o/w PHC -NWR (Government)	13,189,687
890	Mayuge District	253860	Bugoto HC II	Health Center II	505620	Government	o/w PHC -NWR (Government)	13,189,687
890	Mayuge District	253864	Bukaleba HC II	Health Center II	505637	Government	o/w PHC -NWR (Government)	13,189,687
890	Mayuge District	253862	Buyugu HC III	Health Center III	505625	Government	o/w PHC -NWR (Government)	26,379,373
890	Mayuge District	253862	Buyugu HC III	Health Center III	505625	Government	o/w PHC -NWR (Results-based)	8,680,396
890	Mayuge District	253866	Bukatube HC II	Health Center III	505642	Government	o/w PHC -NWR (Government)	26,379,373
890	Mayuge District	253866	Bukatube HC II	Health Center III	505642	Government	o/w PHC -NWR (Results-based)	20,625,177
890	Mayuge District	253849	Butte HC II	Health Center II	505638	Government	o/w PHC -NWR (Government)	13,189,687
890	Mayuge District	253870	Magada HC II	Health Center II	505640	Government	o/w PHC -NWR (Government)	13,189,687
890	Mayuge District	253868	Nkombe HC II	Health Center III	548327	Government	o/w PHC -NWR (Government)	26,379,373
890	Mayuge District	253868	Nkombe HC II	Health Center III	548327	Government	o/w PHC -NWR (Results-based)	11,590,210
890	Mayuge District	253848	Busaala HC II	Health Center III	505630	Government	o/w PHC -NWR (Government)	26,379,373
890	Mayuge District	253848	Busaala HC II	Health Center III	505630	Government	o/w PHC -NWR (Results-based)	12,268,245
890	Mayuge District	253885	Ntinkalu HC II	Health Center II	505639	Government	o/w PHC -NWR (Government)	13,189,687
890	Mayuge District	253857	WAMULONGO	Health Center II	868313	Government	o/w PHC -NWR (Government)	13,189,687
890	Mayuge District	253884	Busuyi HC II	Health Center II	507018	Government	o/w PHC -NWR (Government)	13,189,687

Vote Code	Local Government	Cost Centre ID	Cost Centre Name	Cost Centre Type	Supplier Number	Ownership	Grant Title	2023/24 Approved Budget
890	Mayuge District	253869	Buwaiswa HC III	Health Center III	505618	Government	o/w PHC -NWR (Government)	26,379,373
890	Mayuge District	253869	Buwaiswa HC III	Health Center III	505618	Government	o/w PHC -NWR (Results-based)	14,668,114
890	Mayuge District	253881	Mayuge HC IV	Health Center IV	504079	Government	o/w PHC -NWR (Government)	131,896,867
890	Mayuge District	253881	Mayuge HC IV	Health Center IV	504079	Government	o/w PHC -NWR (Results-based)	70,558,261
890	Mayuge District	253871	Jagusi HC II	Health Center III	505632	Government	o/w PHC -NWR (Government)	26,379,373
890	Mayuge District	253871	Jagusi HC II	Health Center III	505632	Government	o/w PHC -NWR (Results-based)	10,157,959
890	Mayuge District	253853	Masolya HC III	Health Center III	507014	Government	o/w PHC -NWR (Government)	26,379,373
890	Mayuge District	253853	Masolya HC III	Health Center III	507014	Government	o/w PHC -NWR (Results-based)	12,142,832
890	Mayuge District	253872	Sagitu HC II	Health Center II	505629	Government	o/w PHC -NWR (Government)	13,189,687
890	Mayuge District	253852	Magamaga Barracks HC II	Health Center II	507016	Government	o/w PHC -NWR (Government)	13,189,687
890	Mayuge District	256183	Kigandalo HC IV	Health Center IV	505617	Government	o/w PHC -NWR (Government)	131,896,867
890	Mayuge District	256183	Kigandalo HC IV	Health Center IV	505617	Government	o/w PHC -NWR (Results-based)	58,593,079
890	Mayuge District	253876	Kitovu HC II	Health Center II	507012	Government	o/w PHC -NWR (Government)	13,189,687
890	Mayuge District	253867	Kyando HC II	Health Center II	505645	UPMB	o/w PHC -NWR (PNFP)	37,477,769
890	Mayuge District	253875	Kyoga HC II	Health Center II	505624	Government	o/w PHC -NWR (Government)	13,189,687
890	Mayuge District	253855	NAMALEGE HC II	Health Center II	0	Government	o/w PHC -NWR (Government)	13,189,687
890	Mayuge District	253877	Wandegeya HC II	Health Center II	507013	Government	o/w PHC -NWR (Government)	13,189,687
890	Mayuge District	253858	Baitambogwe HC III	Health Center III	507015	Government	o/w PHC -NWR (Government)	26,379,373
890	Mayuge District	253858	Baitambogwe HC III	Health Center III	507015	Government	o/w PHC -NWR (Results-based)	21,835,990
890	Mayuge District	253861	Busira HC II	Health Center II	505622	Government	o/w PHC -NWR (Government)	13,189,687

Vote Code	Local Government	Cost Centre ID	Cost Centre Name	Cost Centre Type	Supplier Number	Ownership	Grant Title	2023/24 Approved Budget
890	Mayuge District	253879	Malongo HC III	Health Center III	505628	Government	o/w PHC -NWR (Government)	26,379,373
890	Mayuge District	253879	Malongo HC III	Health Center III	505628	Government	o/w PHC -NWR (Results-based)	39,674,372
890	Mayuge District	253859	Namusenwa HC II	Health Center II	507017	Government	o/w PHC -NWR (Government)	13,189,687
890	Mayuge District	256182	St Francis Hospital Buluba	Hospital	507019	UCMB	o/w PHC Hospital -NWR (PNFP)	454,455,704
890 Total								1,843,455,441
891	Mbale District	256187	BUSIU HEALTH CENTRE IV	Health Center IV	30745	Government	o/w PHC -NWR (Government)	75,688,226
891	Mbale District	256187	BUSIU HEALTH CENTRE IV	Health Center IV	30745	Government	o/w PHC -NWR (Results-based)	47,413,958
891	Mbale District	253911	MAKHONJE HEALTH CENTRE III	Health Center III	505260	Government	o/w PHC -NWR (Government)	15,137,645
891	Mbale District	253911	MAKHONJE HEALTH CENTRE III	Health Center III	505260	Government	o/w PHC -NWR (Results-based)	10,116,619
891	Mbale District	253919	MURUBA HEALTH CENTRE II	Health Center II	505272	Government	o/w PHC -NWR (Government)	7,568,823
891	Mbale District	253920	NYONDO HEALTH CENTRE MBALE	Health Center III	505277	UCMB	o/w PHC -NWR (PNFP)	17,516,065
891	Mbale District	253920	NYONDO HEALTH CENTRE MBALE	Health Center III	505277	UCMB	o/w PHC -NWR (Results-based)	6,784,458
891	Mbale District	253900	BUMADANDA HEALTH CENTRE II	Health Center III	505264	Government	o/w PHC -NWR (Government)	15,137,645
891	Mbale District	253900	BUMADANDA HEALTH CENTRE II	Health Center III	505264	Government	o/w PHC -NWR (Results-based)	26,404,752
891	Mbale District	272479	BUKIENDE HC III	Health Center III	622887	Government	o/w PHC -NWR (Government)	15,137,645
891	Mbale District	272479	BUKIENDE HC III	Health Center III	622887	Government	o/w PHC -NWR (Results-based)	15,015,211
891	Mbale District	253894	JEWA	Health Center III	622892	Government	o/w PHC -NWR (Government)	15,137,645
891	Mbale District	253894	JEWA	Health Center III	622892	Government	o/w PHC -NWR (Results-based)	15,443,056
891	Mbale District	253903	THORNBURY BUFUMBO HEALTH CENTR	Health Center II	506836	UPMB	o/w PHC -NWR (PNFP)	8,758,032
891	Mbale District	253902	BUDWALE HEALTH CENTRE III	Health Center III	506835	Government	o/w PHC -NWR (Government)	15,137,645

Vote Code	Local Government	Cost Centre ID	Cost Centre Name	Cost Centre Type	Supplier Number	Ownership	Grant Title	2023/24 Approved Budget
891	Mbale District	253902	BUDWALE HEALTH CENTRE III	Health Center III	506835	Government	o/w PHC -NWR (Results-based)	15,528,683
891	Mbale District	253901	KIGEZI HEALTH CENTRE II	Health Center II	505271	Government	o/w PHC -NWR (Government)	7,568,823
891	Mbale District	253915	NAMAWANGAHEALTH CENTRE III	Health Center III	506834	Government	o/w PHC -NWR (Government)	15,137,645
891	Mbale District	253915	NAMAWANGAHEALTH CENTRE III	Health Center III	506834	Government	o/w PHC -NWR (Results-based)	11,402,146
891	Mbale District	253890	BUMASIKYE HC III	Health Center III	622890	Government	o/w PHC -NWR (Government)	15,137,645
891	Mbale District	253890	BUMASIKYE HC III	Health Center III	622890	Government	o/w PHC -NWR (Results-based)	5,711,615
891	Mbale District	253921	WANALE HEALTH CENTRE III	Health Center III	506832	Government	o/w PHC -NWR (Government)	15,137,645
891	Mbale District	253921	WANALE HEALTH CENTRE III	Health Center III	506832	Government	o/w PHC -NWR (Results-based)	11,888,470
891	Mbale District	253912	BUSOBA EPICENTRE HCII	Health Center II	505268	Government	o/w PHC -NWR (Government)	7,568,823
891	Mbale District	253913	LWANGOLI HEALTH CENTRE III	Health Center III	506831	Government	o/w PHC -NWR (Government)	15,137,645
891	Mbale District	253913	LWANGOLI HEALTH CENTRE III	Health Center III	506831	Government	o/w PHC -NWR (Results-based)	17,519,985
891	Mbale District	253914	MAKHAI HEALTH CENTRE II	Health Center II	505267	Government	o/w PHC -NWR (Government)	7,568,823
891	Mbale District	253887	BUGEMA HEALTH CENTRE II	Health Center II	505270	Government	o/w PHC -NWR (Government)	7,568,823
891	Mbale District	253891	BUNAPONGO HEALTH CENTRE III	Health Center III	505257	Government	o/w PHC -NWR (Government)	15,137,645
891	Mbale District	253891	BUNAPONGO HEALTH CENTRE III	Health Center III	505257	Government	o/w PHC -NWR (Results-based)	24,422,165
891	Mbale District	253910	BUSANO HEALTH CENTRE III	Health Center III	505258	Government	o/w PHC -NWR (Government)	15,137,645
891	Mbale District	253910	BUSANO HEALTH CENTRE III	Health Center III	505258	Government	o/w PHC -NWR (Results-based)	12,840,372
891	Mbale District	253909	BUWANGWAHEALTH CENTRE III	Health Center III	505263	Government	o/w PHC -NWR (Government)	15,137,645
891	Mbale District	253909	BUWANGWAHEALTH CENTRE III	Health Center III	505263	Government	o/w PHC -NWR (Results-based)	16,738,371
891	Mbale District	274045	Nabumali HC II	Health Center II	0	Government	o/w PHC -NWR (Government)	7,568,823

Vote Code	Local Government	Cost Centre ID	Cost Centre Name	Cost Centre Type	Supplier Number	Ownership	Grant Title	2023/24 Approved Budget
891	Mbale District	253905	NAIKU HEALTH CENTRE III	Health Center III	505259	Government	o/w PHC -NWR (Government)	15,137,645
891	Mbale District	253905	NAIKU HEALTH CENTRE III	Health Center III	505259	Government	o/w PHC -NWR (Results-based)	10,024,391
891	Mbale District	253904	NASASA HEALTH CENTRE II	Health Center II	505273	Government	o/w PHC -NWR (Government)	7,568,823
891	Mbale District	253906	SIIRA HEALTH CENTRE III	Health Center III	505262	Government	o/w PHC -NWR (Government)	15,137,645
891	Mbale District	253906	SIIRA HEALTH CENTRE III	Health Center III	505262	Government	o/w PHC -NWR (Results-based)	18,295,345
891 Total								632,420,711
892	Mbarara District	256194	Bwizibwera Health Sub District	Health Center IV	505280	Government	o/w PHC -NWR (Government)	73,909,241
892	Mbarara District	256194	Bwizibwera Health Sub District	Health Center IV	505280	Government	o/w PHC -NWR (Results-based)	62,372,015
892	Mbarara District	253937	Kagongi Health centre 11	Health Center III	505283	Government	o/w PHC -NWR (Government)	14,781,848
892	Mbarara District	253937	Kagongi Health centre 11	Health Center III	505283	Government	o/w PHC -NWR (Results-based)	11,827,230
892	Mbarara District	253962	Mabira Health Centre 11	Health Center II	505288	Government	o/w PHC -NWR (Government)	7,390,924
892	Mbarara District	253931	Bubaare Health centre III	Health Center III	506839	Government	o/w PHC -NWR (Government)	14,781,848
892	Mbarara District	253931	Bubaare Health centre III	Health Center III	506839	Government	o/w PHC -NWR (Results-based)	12,147,417
892	Mbarara District	253930	Mugarutsya Health centre 11	Health Center II	505293	Government	o/w PHC -NWR (Government)	7,390,924
892	Mbarara District	253957	Itara Health centre 11	Health Center II	505294	Government	o/w PHC -NWR (Government)	7,390,924
892	Mbarara District	253956	Rubaya Health centre 111	Health Center III	505285	Government	o/w PHC -NWR (Government)	14,781,848
892	Mbarara District	253956	Rubaya Health centre 111	Health Center III	505285	Government	o/w PHC -NWR (Results-based)	10,659,006
892	Mbarara District	253926	StFranciskaMakonje Health ce	Health Center II	506845	UCMB	o/w PHC -NWR (PNFP)	8,113,450
892	Mbarara District	253922	Bukiro Health Centre	Health Center III	505282	Government	o/w PHC -NWR (Government)	14,781,848
892	Mbarara District	253922	Bukiro Health Centre	Health Center III	505282	Government	o/w PHC -NWR (Results-based)	9,581,467

Vote Code	Local Government	Cost Centre ID	Cost Centre Name	Cost Centre Type	Supplier Number	Ownership	Grant Title	2023/24 Approved Budget
892	Mbarara District	256860	NyarubungoHealth Centre 11	Health Center II	505289	Government	o/w PHC -NWR (Government)	7,390,924
892	Mbarara District	253936	Bwengure Health centre 11	Health Center II	505291	Government	o/w PHC -NWR (Government)	7,390,924
892	Mbarara District	253942	Nyabisirira Health centre 11	Health Center II	506842	Government	o/w PHC -NWR (Government)	7,390,924
892	Mbarara District	253925	StJosephs rubindi health centr	Health Center II	505313	UCMB	o/w PHC -NWR (PNFP)	8,113,450
892	Mbarara District	253959	Kariro Health centre 11	Health Center II	506841	Government	o/w PHC -NWR (Government)	7,390,924
892	Mbarara District	253958	Karwensanga Health centre 11	Health Center II	505290	Government	o/w PHC -NWR (Government)	7,390,924
892	Mbarara District	253960	Rubindi Health centre 11	Health Center III	506838	Government	o/w PHC -NWR (Government)	14,781,848
892	Mbarara District	253960	Rubindi Health centre 11	Health Center III	506838	Government	o/w PHC -NWR (Results-based)	14,001,229
892	Mbarara District	253940	Kashare Health centre 111	Health Center III	505284	Government	o/w PHC -NWR (Government)	14,781,848
892	Mbarara District	253940	Kashare Health centre 111	Health Center III	505284	Government	o/w PHC -NWR (Results-based)	9,355,944
892 Total								367,898,930
893	Mitooma District	255649	PHC Bubangizi Health Centre III	Health Center III	505327	UCMB	o/w PHC -NWR (PNFP)	8,310,397
893	Mitooma District	255649	PHC Bubangizi Health Centre III	Health Center III	505327	UCMB	o/w PHC -NWR (Results-based)	10,970,238
893	Mitooma District	255657	Kashenshero Health Centre III	Health Center III	505317	Government	o/w PHC -NWR (Government)	15,276,414
893	Mitooma District	255657	Kashenshero Health Centre III	Health Center III	505317	Government	o/w PHC -NWR (Results-based)	17,918,520
893	Mitooma District	255656	Bukuba Health Centre II	Health Center III	505321	Government	o/w PHC -NWR (Government)	15,276,414
893	Mitooma District	255656	Bukuba Health Centre II	Health Center III	505321	Government	o/w PHC -NWR (Results-based)	6,302,461
893	Mitooma District	255662	Nyakishojwa Health Centre II	Health Center III	505322	Government	o/w PHC -NWR (Government)	15,276,414
893	Mitooma District	255662	Nyakishojwa Health Centre II	Health Center III	505322	Government	o/w PHC -NWR (Results-based)	5,032,075
893	Mitooma District	256338	Mitooma Health Centre IV	Health Center IV	506846	Government	o/w PHC -NWR (Government)	76,382,068

Vote Code	Local Government	Cost Centre ID	Cost Centre Name	Cost Centre Type	Supplier Number	Ownership	Grant Title	2023/24 Approved Budget
893	Mitooma District	256338	Mitooma Health Centre IV	Health Center IV	506846	Government	o/w PHC -NWR (Results-based)	56,283,810
893	Mitooma District	255651	Bitereko Health Centre III	Health Center III	505318	Government	o/w PHC -NWR (Government)	15,276,414
893	Mitooma District	255651	Bitereko Health Centre III	Health Center III	505318	Government	o/w PHC -NWR (Results-based)	14,811,943
893	Mitooma District	255647	Iramira Health Centre II	Health Center II	506848	Government	o/w PHC -NWR (Government)	7,638,207
893	Mitooma District	255659	Rurama Health Centre II	Health Center II	505326	UPMB	o/w PHC -NWR (PNFP)	4,155,199
893	Mitooma District	255654	Kanyabwanga Health Centre III	Health Center III	505315	Government	o/w PHC -NWR (Government)	15,276,414
893	Mitooma District	255654	Kanyabwanga Health Centre III	Health Center III	505315	Government	o/w PHC -NWR (Results-based)	19,425,692
893	Mitooma District	255650	Nyakatsiro Health Centre III	Health Center III	505325	UCMB	o/w PHC -NWR (PNFP)	8,310,397
893	Mitooma District	255650	Nyakatsiro Health Centre III	Health Center III	505325	UCMB	o/w PHC -NWR (Results-based)	15,664,046
893	Mitooma District	255655	Kigyende Health Centre II	Health Center II	505323	Government	o/w PHC -NWR (Government)	7,638,207
893	Mitooma District	255660	Rwoburunga Health Centre III	Health Center III	505314	Government	o/w PHC -NWR (Government)	15,276,414
893	Mitooma District	255660	Rwoburunga Health Centre III	Health Center III	505314	Government	o/w PHC -NWR (Results-based)	13,316,568
893	Mitooma District	255661	Mayanga Health Centre II	Health Center III	505319	Government	o/w PHC -NWR (Government)	15,276,414
893	Mitooma District	255661	Mayanga Health Centre II	Health Center III	505319	Government	o/w PHC -NWR (Results-based)	6,596,658
893	Mitooma District	255653	Ryengerero Health Centre II	Health Center III	506850	Government	o/w PHC -NWR (Government)	15,276,414
893	Mitooma District	255653	Ryengerero Health Centre II	Health Center III	506850	Government	o/w PHC -NWR (Results-based)	8,626,772
893	Mitooma District	255652	Kabira Health Centre III	Health Center III	505316	Government	o/w PHC -NWR (Government)	15,276,414
893	Mitooma District	255652	Kabira Health Centre III	Health Center III	505316	Government	o/w PHC -NWR (Results-based)	18,355,091
893	Mitooma District	255663	Bukongoro Health Centre II	Health Center II	506849	Government	o/w PHC -NWR (Government)	7,638,207
893	Mitooma District	255664	Kyeibare Health Centre II	Health Center II	505320	Government	o/w PHC -NWR (Government)	7,638,207

Vote Code	Local Government	Cost Centre ID	Cost Centre Name	Cost Centre Type	Supplier Number	Ownership	Grant Title	2023/24 Approved Budget
893	Mitooma District	255666	Mutara Health Centre III	Health Center III	506847	Government	o/w PHC -NWR (Government)	15,276,414
893	Mitooma District	255666	Mutara Health Centre III	Health Center III	506847	Government	o/w PHC -NWR (Results-based)	20,984,754
893	Mitooma District	255665	Nyakizinga Health Centre II	Health Center II	505328	UCMB	o/w PHC -NWR (PNFP)	4,155,199
893 Total								498,918,854
894	Mityana District	256280	Mityana Hospital	Hospital	19550	Government	o/w PHC Hospital -NWR (Government)	463,398,709
894	Mityana District	255028	Kanyanya HC II	Health Center II	506780	Government	o/w PHC -NWR (Government)	6,065,996
894	Mityana District	255029	Malangala Health Centre III	Health Center III	504893	Government	o/w PHC -NWR (Government)	12,131,992
894	Mityana District	255029	Malangala Health Centre III	Health Center III	504893	Government	o/w PHC -NWR (Results-based)	13,320,938
894	Mityana District	255025	Kambaala HC III	Health Center III	504926	UCMB	o/w PHC -NWR (PNFP)	5,694,227
894	Mityana District	255025	Kambaala HC III	Health Center III	504926	UCMB	o/w PHC -NWR (Results-based)	2,958,626
894	Mityana District	255026	Maanyi Health CentreIII	Health Center III	504892	Government	o/w PHC -NWR (Government)	12,131,992
894	Mityana District	255026	Maanyi Health CentreIII	Health Center III	504892	Government	o/w PHC -NWR (Results-based)	9,350,687
894	Mityana District	254990	ArchBishop Kiwanuka DHSP	Health Center III	504921	UCMB	o/w PHC -NWR (PNFP)	5,694,227
894	Mityana District	254990	ArchBishop Kiwanuka DHSP	Health Center III	504921	UCMB	o/w PHC -NWR (Results-based)	5,821,612
894	Mityana District	255018	Kalama HC II	Health Center II	504907	Government	o/w PHC -NWR (Government)	6,065,996
894	Mityana District	256279	Mwera Health Centre IV	Health Center IV	504886	Government	o/w PHC -NWR (Government)	60,659,961
894	Mityana District	256279	Mwera Health Centre IV	Health Center IV	504886	Government	o/w PHC -NWR (Results-based)	14,820,628
894	Mityana District	254994	Lusaalira HC II	Health Center II	506779	Government	o/w PHC -NWR (Government)	6,065,996
894	Mityana District	255027	Mpongo HC II	Health Center III	506778	Government	o/w PHC -NWR (Government)	12,131,992
894	Mityana District	255027	Mpongo HC II	Health Center III	506778	Government	o/w PHC -NWR (Results-based)	4,386,407

Vote Code	Local Government	Cost Centre ID	Cost Centre Name	Cost Centre Type	Supplier Number	Ownership	Grant Title	2023/24 Approved Budget
894	Mityana District	255013	Cardinal Nsubuga Memorial HC III	Health Center III	506785	UCMB	o/w PHC -NWR (PNFP)	5,694,227
894	Mityana District	255013	Cardinal Nsubuga Memorial HC III	Health Center III	506785	UCMB	o/w PHC -NWR (Results-based)	6,495,852
894	Mityana District	255015	Kitongo HC III	Health Center III	506776	Government	o/w PHC -NWR (Government)	12,131,992
894	Mityana District	255015	Kitongo HC III	Health Center III	506776	Government	o/w PHC -NWR (Results-based)	7,817,619
894	Mityana District	255016	Nakaziba HC II	Health Center II	504908	Government	o/w PHC -NWR (Government)	6,065,996
894	Mityana District	255017	Nawangiri Bekina HC II	Health Center II	504902	Government	o/w PHC -NWR (Government)	6,065,996
894	Mityana District	254993	Kasiikombe HC II	Health Center II	504910	Government	o/w PHC -NWR (Government)	6,065,996
894	Mityana District	256281	Ssekanyonyi Health Centre IV	Health Center IV	504888	Government	o/w PHC -NWR (Government)	60,659,961
894	Mityana District	256281	Ssekanyonyi Health Centre IV	Health Center IV	504888	Government	o/w PHC -NWR (Results-based)	23,905,366
894	Mityana District	255023	Bukalammuli Health Centre	Health Center III	504919	UCMB	o/w PHC -NWR (PNFP)	5,694,227
894	Mityana District	255023	Bukalammuli Health Centre	Health Center III	504919	UCMB	o/w PHC -NWR (Results-based)	3,002,653
894	Mityana District	254992	Kajoji HC II	Health Center III	504914	Government	o/w PHC -NWR (Government)	12,131,992
894	Mityana District	254992	Kajoji HC II	Health Center III	504914	Government	o/w PHC -NWR (Results-based)	2,626,916
894	Mityana District	255022	Kikandwa HC III	Health Center III	504896	Government	o/w PHC -NWR (Government)	12,131,992
894	Mityana District	255022	Kikandwa HC III	Health Center III	504896	Government	o/w PHC -NWR (Results-based)	9,318,539
894	Mityana District	255024	Namigavu HC II	Health Center II	504900	Government	o/w PHC -NWR (Government)	6,065,996
894	Mityana District	255036	Busunju HC II	Health Center III	504906	Government	o/w PHC -NWR (Government)	12,131,992
894	Mityana District	255036	Busunju HC II	Health Center III	504906	Government	o/w PHC -NWR (Results-based)	3,397,971
894	Mityana District	255035	ST. PADREPIO HC III/GOVERN	Health Center III	504925	UCMB	o/w PHC -NWR (PNFP)	5,694,227
894	Mityana District	255035	ST. PADREPIO HC III/GOVERN	Health Center III	504925	UCMB	o/w PHC -NWR (Results-based)	6,256,781

Vote Code	Local Government	Cost Centre ID	Cost Centre Name	Cost Centre Type	Supplier Number	Ownership	Grant Title	2023/24 Approved Budget
894	Mityana District	254991	Holy Family Nalugi HC II	Health Center II	504927	UCMB	o/w PHC -NWR (PNFP)	2,847,113
894	Mityana District	255019	Kalangalo HC II	Health Center III	504903	Government	o/w PHC -NWR (Government)	12,131,992
894	Mityana District	255019	Kalangalo HC II	Health Center III	504903	Government	o/w PHC -NWR (Results-based)	7,187,954
894	Mityana District	255020	Kiteredde HC II	Health Center II	504909	Government	o/w PHC -NWR (Government)	6,065,996
894	Mityana District	255021	Kiyoganyi HC II	Health Center II	506782	Government	o/w PHC -NWR (Government)	6,065,996
894	Mityana District	254999	Kyamusisi HC III	Health Center III	504895	Government	o/w PHC -NWR (Government)	12,131,992
894	Mityana District	254999	Kyamusisi HC III	Health Center III	504895	Government	o/w PHC -NWR (Results-based)	12,461,338
894	Mityana District	256278	Kyantungo Health Centre IV	Health Center IV	504887	Government	o/w PHC -NWR (Government)	60,659,961
894	Mityana District	256278	Kyantungo Health Centre IV	Health Center IV	504887	Government	o/w PHC -NWR (Results-based)	16,442,129
894	Mityana District	255034	Namungo HC II	Health Center III	506781	Government	o/w PHC -NWR (Government)	12,131,992
894	Mityana District	255034	Namungo HC II	Health Center III	506781	Government	o/w PHC -NWR (Results-based)	7,995,045
894	Mityana District	255003	Bulera HC III	Health Center III	504894	Government	o/w PHC -NWR (Government)	12,131,992
894	Mityana District	255003	Bulera HC III	Health Center III	504894	Government	o/w PHC -NWR (Results-based)	11,548,358
894	Mityana District	255004	Kibaale HC II	Health Center II	504249	Government	o/w PHC -NWR (Government)	6,065,996
894	Mityana District	255005	Miseebe HC II	Health Center II	504901	Government	o/w PHC -NWR (Government)	6,065,996
894	Mityana District	255000	Namutamba HC III	Health Center III	504913	UPMB	o/w PHC -NWR (PNFP)	5,694,227
894	Mityana District	255000	Namutamba HC III	Health Center III	504913	UPMB	o/w PHC -NWR (Results-based)	3,401,625
894	Mityana District	254998	St Noa Buyambi HC III	Health Center III	504918	UCMB	o/w PHC -NWR (PNFP)	5,694,227
894	Mityana District	254998	St Noa Buyambi HC III	Health Center III	504918	UCMB	o/w PHC -NWR (Results-based)	3,539,886
894 Total								1,064,320,098

Vote Code	Local Government	Cost Centre ID	Cost Centre Name	Cost Centre Type	Supplier Number	Ownership	Grant Title	2023/24 Approved Budget
895	Moroto District	253968	Kakingol HealthCentre III	Health Center III	504928	Government	o/w PHC -NWR (Government)	43,558,376
895	Moroto District	253968	Kakingol HealthCentre III	Health Center III	504928	Government	o/w PHC -NWR (Results-based)	7,261,111
895	Moroto District	253970	Loputuk Health Centre III	Health Center III	506787	UCMB	o/w PHC -NWR (PNFP)	15,587,824
895	Moroto District	253970	Loputuk Health Centre III	Health Center III	506787	UCMB	o/w PHC -NWR (Results-based)	9,294,099
895	Moroto District	253971	Lotirir Health Centre II	Health Center II	506788	UPMB	o/w PHC -NWR (PNFP)	7,793,912
895	Moroto District	253972	Nadunget Health Centre III	Health Center III	504934	Government	o/w PHC -NWR (Government)	43,558,376
895	Moroto District	253972	Nadunget Health Centre III	Health Center III	504934	Government	o/w PHC -NWR (Results-based)	9,566,276
895	Moroto District	253965	Nakiloro Health Centre II	Health Center II	504931	Government	o/w PHC -NWR (Government)	21,779,188
895	Moroto District	253967	St Pius Kidepo Rupa Health Centre III	Health Center III	504933	UCMB	o/w PHC -NWR (PNFP)	15,587,824
895	Moroto District	253967	St Pius Kidepo Rupa Health Centre III	Health Center III	504933	UCMB	o/w PHC -NWR (Results-based)	10,811,684
895	Moroto District	272863	Acherer	Health Center II	0	Government	o/w PHC -NWR (Government)	21,779,188
895	Moroto District	253966	Ruupa Health Centre II	Health Center II	504929	Government	o/w PHC -NWR (Government)	21,779,188
895	Moroto District	272514	KADONYO HC II	Health Center II	0	Government	o/w PHC -NWR (Government)	21,779,188
895	Moroto District	253963	KALEMUNGOLE	Health Center II	0	Government	o/w PHC -NWR (Government)	21,779,188
895	Moroto District	253973	Kosiroi Health Centre II	Health Center II	506786	Government	o/w PHC -NWR (Government)	21,779,188
895	Moroto District	253969	Lopelipel Health Centre II	Health Center II	504930	Government	o/w PHC -NWR (Government)	21,779,188
895	Moroto District	253974	Tapac Health Centre III	Health Center III	504935	UCMB	o/w PHC -NWR (PNFP)	15,587,824
895	Moroto District	253974	Tapac Health Centre III	Health Center III	504935	UCMB	o/w PHC -NWR (Results-based)	8,988,262
895 Total								340,049,885
896	Moyo District	272516	AFOGI HC II	Health Center II	505350	Government	o/w PHC -NWR (Government)	6,171,603

Vote Code	Local Government	Cost Centre ID	Cost Centre Name	Cost Centre Type	Supplier Number	Ownership	Grant Title	2023/24 Approved Budget
896	Moyo District	254014	BESIA HC III	Health Center III	506856	Government	o/w PHC -NWR (Government)	12,343,206
896	Moyo District	254014	BESIA HC III	Health Center III	506856	Government	o/w PHC -NWR (Results-based)	4,227,910
896	Moyo District	254011	ERIA HC III	Health Center III	505339	Government	o/w PHC -NWR (Government)	12,343,206
896	Moyo District	254011	ERIA HC III	Health Center III	505339	Government	o/w PHC -NWR (Results-based)	4,174,115
896	Moyo District	254009	LAMA HEALTH CENTRE II	Health Center III	505333	Government	o/w PHC -NWR (Government)	12,343,206
896	Moyo District	254009	LAMA HEALTH CENTRE II	Health Center III	505333	Government	o/w PHC -NWR (Results-based)	2,353,263
896	Moyo District	254012	LOGOBA HC III	Health Center III	506853	Government	o/w PHC -NWR (Government)	12,343,206
896	Moyo District	254012	LOGOBA HC III	Health Center III	506853	Government	o/w PHC -NWR (Results-based)	6,769,596
896	Moyo District	256196	MOYO HOSPITAL	Hospital	505329	Government	o/w PHC Hospital -NWR (Government)	401,854,888
896	Moyo District	254013	MOYO MISSION HCIII	Health Center IV	505331	UCMB	o/w PHC -NWR (PNFP)	12,174,358
896	Moyo District	254013	MOYO MISSION HCIII	Health Center IV	505331	UCMB	o/w PHC -NWR (Results-based)	9,772,923
896	Moyo District	253983	OPIRO HC II	Health Center II	505351	Government	o/w PHC -NWR (Government)	6,171,603
896	Moyo District	254010	RAMOGI HC II	Health Center II	505347	Government	o/w PHC -NWR (Government)	6,171,603
896	Moyo District	253996	GBALALA HC II	Health Center II	505343	Government	o/w PHC -NWR (Government)	6,171,603
896	Moyo District	253998	LAROPI HC III	Health Center III	505337	Government	o/w PHC -NWR (Government)	12,343,206
896	Moyo District	253998	LAROPI HC III	Health Center III	505337	Government	o/w PHC -NWR (Results-based)	6,897,994
896	Moyo District	253997	PANYANGA HC II	Health Center II	505341	Government	o/w PHC -NWR (Government)	6,171,603
896	Moyo District	253978	COHWE HC II	Health Center II	505348	Government	o/w PHC -NWR (Government)	6,171,603
896	Moyo District	253980	GWERE HC II	Health Center II	506857	Government	o/w PHC -NWR (Government)	6,171,603
896	Moyo District	253999	LEFORI HC II	Health Center III	505340	Government	o/w PHC -NWR (Government)	12,343,206

Vote Code	Local Government	Cost Centre ID	Cost Centre Name	Cost Centre Type	Supplier Number	Ownership	Grant Title	2023/24 Approved Budget
896	Moyo District	253999	LEFORI HC II	Health Center III	505340	Government	o/w PHC -NWR (Results-based)	6,652,574
896	Moyo District	254000	MUNU HC II	Health Center II	505349	Government	o/w PHC -NWR (Government)	6,171,603
896	Moyo District	253975	ABESO HC II	Health Center II	506858	Government	o/w PHC -NWR (Government)	6,171,603
896	Moyo District	254005	AYA HC II	Health Center III	506854	Government	o/w PHC -NWR (Government)	12,343,206
896	Moyo District	254005	AYA HC II	Health Center III	506854	Government	o/w PHC -NWR (Results-based)	3,453,066
896	Moyo District	254004	EREMI HC III	Health Center III	505338	Government	o/w PHC -NWR (Government)	12,343,206
896	Moyo District	254004	EREMI HC III	Health Center III	505338	Government	o/w PHC -NWR (Results-based)	5,042,579
896	Moyo District	254006	EREPI HEALTH CENTRE II	Health Center II	505332	UPMB	o/w PHC -NWR (PNFP)	3,043,590
896	Moyo District	253979	FR BILBAO MEMORIAL HEALTH CENT	Health Center III	505330	UCMB	o/w PHC -NWR (PNFP)	6,087,179
896	Moyo District	253979	FR BILBAO MEMORIAL HEALTH CENT	Health Center III	505330	UCMB	o/w PHC -NWR (Results-based)	6,704,680
896	Moyo District	254008	GBARI HC II	Health Center II	505346	Government	o/w PHC -NWR (Government)	6,171,603
896	Moyo District	254003	GOOPI HC II	Health Center II	505345	Government	o/w PHC -NWR (Government)	6,171,603
896	Moyo District	254001	KWEYO HC II	Health Center II	506855	Government	o/w PHC -NWR (Government)	6,171,603
896	Moyo District	254002	METU HC III	Health Center III	506852	Government	o/w PHC -NWR (Government)	12,343,206
896	Moyo District	254002	METU HC III	Health Center III	506852	Government	o/w PHC -NWR (Results-based)	7,483,982
896	Moyo District	254007	ORI HC II	Health Center II	505344	Government	o/w PHC -NWR (Government)	6,171,603
896	Moyo District	253987	ARRA HC II	Health Center II	548237	Government	o/w PHC -NWR (Government)	6,171,603
896	Moyo District	253988	DUFILE HC III	Health Center III	505336	Government	o/w PHC -NWR (Government)	12,343,206
896	Moyo District	253988	DUFILE HC III	Health Center III	505336	Government	o/w PHC -NWR (Results-based)	6,467,287
896	Moyo District	253984	PAANJALA HC II	Health Center II	505342	Government	o/w PHC -NWR (Government)	6,171,603

Vote Code	Local Government	Cost Centre ID	Cost Centre Name	Cost Centre Type	Supplier Number	Ownership	Grant Title	2023/24 Approved Budget
896 Total								709,166,092
897	Mpigi District	254033	Butoolo Health Centre III	Health Center III	506074	Government	o/w PHC -NWR (Government)	17,406,083
897	Mpigi District	254033	Butoolo Health Centre III	Health Center III	506074	Government	o/w PHC -NWR (Results-based)	8,996,841
897	Mpigi District	254035	Buyiga Health centre III	Health Center III	506079	Government	o/w PHC -NWR (Government)	17,406,083
897	Mpigi District	254035	Buyiga Health centre III	Health Center III	506079	Government	o/w PHC -NWR (Results-based)	7,308,795
897	Mpigi District	254022	Ggoli Health Centre	Health Center III	28342	UCMB	o/w PHC -NWR (PNFP)	7,239,022
897	Mpigi District	254022	Ggoli Health Centre	Health Center III	28342	UCMB	o/w PHC -NWR (Results-based)	7,876,700
897	Mpigi District	254036	Kampiringisa Health Centre	Health Center III	507285	Government	o/w PHC -NWR (Government)	17,406,083
897	Mpigi District	254036	Kampiringisa Health Centre	Health Center III	507285	Government	o/w PHC -NWR (Results-based)	8,580,136
897	Mpigi District	254031	Bunjako Health Centre III	Health Center III	506063	Government	o/w PHC -NWR (Government)	17,406,083
897	Mpigi District	254031	Bunjako Health Centre III	Health Center III	506063	Government	o/w PHC -NWR (Results-based)	9,814,861
897	Mpigi District	254032	Buwama Health Centre III	Health Center III	506062	Government	o/w PHC -NWR (Government)	17,406,083
897	Mpigi District	254032	Buwama Health Centre III	Health Center III	506062	Government	o/w PHC -NWR (Results-based)	29,334,495
897	Mpigi District	254030	Mitala Maria Health Centre III	Health Center III	506067	UCMB	o/w PHC -NWR (PNFP)	7,239,022
897	Mpigi District	254030	Mitala Maria Health Centre III	Health Center III	506067	UCMB	o/w PHC -NWR (Results-based)	7,682,102
897	Mpigi District	254023	Ggolo Health Centre III	Health Center III	506064	Government	o/w PHC -NWR (Government)	17,406,083
897	Mpigi District	254023	Ggolo Health Centre III	Health Center III	506064	Government	o/w PHC -NWR (Results-based)	8,304,270
897	Mpigi District	254044	Nabyewanga Health Centre II	Health Center II	506066	Government	o/w PHC -NWR (Government)	8,703,041
897	Mpigi District	256198	Nkozi Hospital	Hospital	24852	UCMB	o/w PHC Hospital -NWR (PNFP)	305,566,172
897	Mpigi District	254027	Nnindy Health Centre III	Health Center III	506068	Government	o/w PHC -NWR (Government)	17,406,083

Vote Code	Local Government	Cost Centre ID	Cost Centre Name	Cost Centre Type	Supplier Number	Ownership	Grant Title	2023/24 Approved Budget
897	Mpigi District	254027	Nnindye Health Centre III	Health Center III	506068	Government	o/w PHC -NWR (Results-based)	10,280,645
897	Mpigi District	254041	Kibumbiro Health Centre II	Health Center II	506078	Government	o/w PHC -NWR (Government)	8,703,041
897	Mpigi District	254043	Muduuma Health Centre III	Health Center III	506073	Government	o/w PHC -NWR (Government)	17,406,083
897	Mpigi District	254043	Muduuma Health Centre III	Health Center III	506073	Government	o/w PHC -NWR (Results-based)	18,664,679
897	Mpigi District	254042	Nswanjere Health Centre III	Health Center III	506072	UCMB	o/w PHC -NWR (PNFP)	7,239,022
897	Mpigi District	254042	Nswanjere Health Centre III	Health Center III	506072	UCMB	o/w PHC -NWR (Results-based)	5,529,564
897	Mpigi District	254037	EPI Centre Kringente H Centre	Health Center II	506076	Government	o/w PHC -NWR (Government)	8,703,041
897	Mpigi District	254038	Sekiwunga Health Centre III	Health Center III	506075	Government	o/w PHC -NWR (Government)	17,406,083
897	Mpigi District	254038	Sekiwunga Health Centre III	Health Center III	506075	Government	o/w PHC -NWR (Results-based)	14,909,544
897	Mpigi District	254029	St Monica Katende Health Cent	Health Center III	506069	UCMB	o/w PHC -NWR (PNFP)	7,239,022
897	Mpigi District	254029	St Monica Katende Health Cent	Health Center III	506069	UCMB	o/w PHC -NWR (Results-based)	10,018,346
897	Mpigi District	254039	Bukasa Health Centre II	Health Center II	506061	Government	o/w PHC -NWR (Government)	8,703,041
897	Mpigi District	254024	Kituntu Health Centre III	Health Center III	506065	Government	o/w PHC -NWR (Government)	17,406,083
897	Mpigi District	254024	Kituntu Health Centre III	Health Center III	506065	Government	o/w PHC -NWR (Results-based)	19,188,907
897	Mpigi District	254018	Bumoozi Health Centre II	Health Center II	507287	Government	o/w PHC -NWR (Government)	8,703,041
897	Mpigi District	254015	DDHs Clinic Health Centre II	Health Center II	507286	Government	o/w PHC -NWR (Government)	8,703,041
897	Mpigi District	272938	Double cure medical centre	Health Center IV	316999	PNFP	o/w PHC -NWR (PNFP)	14,500,000
897	Mpigi District	272938	Double cure medical centre	Health Center IV	316999	PNFP	o/w PHC -NWR (Results-based)	14,451,975
897	Mpigi District	254040	Kafumu Health Centre II	Health Center II	506077	Government	o/w PHC -NWR (Government)	8,703,041
897	Mpigi District	254025	Kyaali Health Centre III	Health Center III	506080	Government	o/w PHC -NWR (Government)	17,406,083

Vote Code	Local Government	Cost Centre ID	Cost Centre Name	Cost Centre Type	Supplier Number	Ownership	Grant Title	2023/24 Approved Budget
897	Mpigi District	254025	Kyaali Health Centre III	Health Center III	506080	Government	o/w PHC -NWR (Results-based)	6,572,656
897	Mpigi District	256197	Mpigi Health Centre IV	Health Center IV	500829	Government	o/w PHC -NWR (Government)	87,030,414
897	Mpigi District	256197	Mpigi Health Centre IV	Health Center IV	500829	Government	o/w PHC -NWR (Results-based)	78,300,116
897	Mpigi District	254017	St Luke Kkongge Health Centre III	Health Center III	507284	UCMB	o/w PHC -NWR (PNFP)	7,239,022
897	Mpigi District	254017	St Luke Kkongge Health Centre III	Health Center III	507284	UCMB	o/w PHC -NWR (Results-based)	3,410,185
897 Total								964,904,709
898	Mubende District	254099	Kabalungi HC II	Health Center II	506092	Government	o/w PHC -NWR (Government)	16,898,835
898	Mubende District	254080	Kitenga HC III	Health Center III	507296	Government	o/w PHC -NWR (Government)	33,797,670
898	Mubende District	254080	Kitenga HC III	Health Center III	507296	Government	o/w PHC -NWR (Results-based)	24,166,627
898	Mubende District	254100	Kiyita HC II	Health Center II	506091	Government	o/w PHC -NWR (Government)	16,898,835
898	Mubende District	254049	Madudu HC III	Health Center III	506098	Government	o/w PHC -NWR (Government)	33,797,670
898	Mubende District	254049	Madudu HC III	Health Center III	506098	Government	o/w PHC -NWR (Results-based)	28,555,848
898	Mubende District	256889	ST JOSEPH MADUDU HC III	Health Center III	506123	UCMB	o/w PHC -NWR (PNFP)	54,014,489
898	Mubende District	256889	ST JOSEPH MADUDU HC III	Health Center III	506123	UCMB	o/w PHC -NWR (Results-based)	12,725,698
898	Mubende District	254093	Kikoma HC II	Health Center II	506100	Government	o/w PHC -NWR (Government)	16,898,835
898	Mubende District	254065	Kabbo HC II	Health Center II	507291	Government	o/w PHC -NWR (Government)	16,898,835
898	Mubende District	254067	Kyakasa HC III	Health Center II	506089	Government	o/w PHC -NWR (Government)	16,898,835
898	Mubende District	254046	Kaabowa HC II	Health Center II	506085	Government	o/w PHC -NWR (Government)	16,898,835
898	Mubende District	254072	Kibalinga HC III	Health Center III	507289	Government	o/w PHC -NWR (Government)	33,797,670
898	Mubende District	254072	Kibalinga HC III	Health Center III	507289	Government	o/w PHC -NWR (Results-based)	32,091,644

Vote Code	Local Government	Cost Centre ID	Cost Centre Name	Cost Centre Type	Supplier Number	Ownership	Grant Title	2023/24 Approved Budget
898	Mubende District	256886	Butawata HC II	Health Center III	506086	Government	o/w PHC -NWR (Government)	33,797,670
898	Mubende District	256886	Butawata HC II	Health Center III	506086	Government	o/w PHC -NWR (Results-based)	17,006,726
898	Mubende District	254060	Butoloogo HC II	Health Center III	506101	Government	o/w PHC -NWR (Government)	33,797,670
898	Mubende District	254060	Butoloogo HC II	Health Center III	506101	Government	o/w PHC -NWR (Results-based)	16,836,099
898	Mubende District	254079	Kabyuma HC II	Health Center II	506112	Government	o/w PHC -NWR (Government)	16,898,835
898	Mubende District	273993	Kigando HC III	Health Center III	0	Government	o/w PHC -NWR (Government)	33,797,670
898	Mubende District	273993	Kigando HC III	Health Center III	0	Government	o/w PHC -NWR (Results-based)	24,190,974
898	Mubende District	254066	Kasambya HC III	Health Center III	506087	Government	o/w PHC -NWR (Government)	33,797,670
898	Mubende District	254066	Kasambya HC III	Health Center III	506087	Government	o/w PHC -NWR (Results-based)	39,464,802
898	Mubende District	254077	Mawujjo HC II	Health Center II	507290	Government	o/w PHC -NWR (Government)	16,898,835
898	Mubende District	254073	Nkandwa HC II	Health Center II	506084	Government	o/w PHC -NWR (Government)	16,898,835
898	Mubende District	254101	Lubimbiri HC II	Health Center II	548117	Government	o/w PHC -NWR (Government)	16,898,835
898	Mubende District	254052	Gayaza HC II	Health Center III	548229	Government	o/w PHC -NWR (Government)	33,797,670
898	Mubende District	254052	Gayaza HC II	Health Center III	548229	Government	o/w PHC -NWR (Results-based)	8,660,839
898	Mubende District	254059	Kituule HC II	Health Center II	506102	Government	o/w PHC -NWR (Government)	16,898,835
898	Mubende District	254053	Mugungulu HC II	Health Center II	506083	Government	o/w PHC -NWR (Government)	16,898,835
898	Mubende District	254089	Kakigando HC II	Health Center II	506097	Government	o/w PHC -NWR (Government)	16,898,835
898	Mubende District	254081	Kalonga HC III	Health Center III	506113	Government	o/w PHC -NWR (Government)	33,797,670
898	Mubende District	254081	Kalonga HC III	Health Center III	506113	Government	o/w PHC -NWR (Results-based)	21,166,904
898	Mubende District	254091	Kansambya HC II	Health Center II	506099	Government	o/w PHC -NWR (Government)	16,898,835

Vote Code	Local Government	Cost Centre ID	Cost Centre Name	Cost Centre Type	Supplier Number	Ownership	Grant Title	2023/24 Approved Budget
898	Mubende District	254082	Kayebe HC II	Health Center II	506111	Government	o/w PHC -NWR (Government)	16,898,835
898	Mubende District	254087	Kiyuni HC III	Health Center III	506093	Government	o/w PHC -NWR (Government)	33,797,670
898	Mubende District	254087	Kiyuni HC III	Health Center III	506093	Government	o/w PHC -NWR (Results-based)	21,039,301
898	Mubende District	254102	Nabingoola HC III	Health Center III	506090	Government	o/w PHC -NWR (Government)	33,797,670
898	Mubende District	254102	Nabingoola HC III	Health Center III	506090	Government	o/w PHC -NWR (Results-based)	24,181,014
898	Mubende District	254078	Bugonzi HC II	Health Center II	507142	Government	o/w PHC -NWR (Government)	16,898,835
898	Mubende District	254058	Kanyogoga HC II	Health Center II	507292	Government	o/w PHC -NWR (Government)	16,898,835
898 Total								983,155,522
899	Mukono District	256203	KOJJA HEALTH CENTRE	Health Center IV	505696	Government	o/w PHC -NWR (Government)	115,452,374
899	Mukono District	256203	KOJJA HEALTH CENTRE	Health Center IV	505696	Government	o/w PHC -NWR (Results-based)	51,457,363
899	Mukono District	256366	MUKONO TOWN COUNCIL HC IV	Hospital	506006	Government	o/w PHC Hospital -NWR (Government)	370,442,325
899	Mukono District	254124	NABALANGA HEALTH CENTRE	Health Center III	505699	Government	o/w PHC -NWR (Government)	23,090,475
899	Mukono District	254124	NABALANGA HEALTH CENTRE	Health Center III	505699	Government	o/w PHC -NWR (Results-based)	12,297,490
899	Mukono District	254123	MPUNGE HC	Health Center III	505703	Government	o/w PHC -NWR (Government)	23,090,475
899	Mukono District	254123	MPUNGE HC	Health Center III	505703	Government	o/w PHC -NWR (Results-based)	14,922,091
899	Mukono District	254121	BUGOYE HEALTH CENTRE	Health Center II	505710	Government	o/w PHC -NWR (Government)	11,545,237
899	Mukono District	254122	KABANGA HC	Health Center III	505702	Government	o/w PHC -NWR (Government)	23,090,475
899	Mukono District	254122	KABANGA HC	Health Center III	505702	Government	o/w PHC -NWR (Results-based)	16,354,489
899	Mukono District	254107	DDAMBA HC	Health Center II	505709	Government	o/w PHC -NWR (Government)	11,545,237
899	Mukono District	254108	KANSAMBWE HC	Health Center II	507042	Government	o/w PHC -NWR (Government)	11,545,237

Vote Code	Local Government	Cost Centre ID	Cost Centre Name	Cost Centre Type	Supplier Number	Ownership	Grant Title	2023/24 Approved Budget
899	Mukono District	254116	KOOME HEALTH CENTRE	Health Center III	505697	Government	o/w PHC -NWR (Government)	23,090,475
899	Mukono District	254116	KOOME HEALTH CENTRE	Health Center III	505697	Government	o/w PHC -NWR (Results-based)	14,829,934
899	Mukono District	272520	MYENDE HC II	Health Center II	855058	Government	o/w PHC -NWR (Government)	11,545,237
899	Mukono District	254104	JOSEPH MUKASA HEALTH CENTRE M	Health Center II	507039	Government	o/w PHC -NWR (Government)	11,545,237
899	Mukono District	254128	KATENTE HC	Health Center II	507040	Government	o/w PHC -NWR (Government)	11,545,237
899	Mukono District	254129	KIYOOLA HC	Health Center II	507038	Government	o/w PHC -NWR (Government)	11,545,237
899	Mukono District	254140	KYABALOGO HEALTH CENTRE	Health Center II	505716	Government	o/w PHC -NWR (Government)	11,545,237
899	Mukono District	254127	KYETUME SDA HEALTH CENTRE	Health Center IV	505690	UPMB	o/w PHC -NWR (PNFP)	21,154,164
899	Mukono District	254127	KYETUME SDA HEALTH CENTRE	Health Center IV	505690	UPMB	o/w PHC -NWR (Results-based)	24,280,215
899	Mukono District	254130	NAMUYENJE HEALTH CENTRE	Health Center II	505694	UPMB	o/w PHC -NWR (PNFP)	5,703,961
899	Mukono District	254132	SEETA NAZIGO HEALTH CENTRE	Health Center III	507033	Government	o/w PHC -NWR (Government)	23,090,475
899	Mukono District	254132	SEETA NAZIGO HEALTH CENTRE	Health Center III	507033	Government	o/w PHC -NWR (Results-based)	13,411,360
899	Mukono District	254133	BULIKA HC	Health Center II	507037	Government	o/w PHC -NWR (Government)	11,545,237
899	Mukono District	254136	GOOD SAMARITAN HC - TAKAJJUNGE	Health Center III	505693	UCMB	o/w PHC -NWR (PNFP)	10,603,286
899	Mukono District	254136	GOOD SAMARITAN HC - TAKAJJUNGE	Health Center III	505693	UCMB	o/w PHC -NWR (Results-based)	11,371,159
899	Mukono District	272519	KASENGE HC II	Health Center II	855059	Government	o/w PHC -NWR (Government)	11,545,237
899	Mukono District	254134	KATOOGO HEALTH CENTRE	Health Center III	505698	Government	o/w PHC -NWR (Government)	23,090,475
899	Mukono District	254134	KATOOGO HEALTH CENTRE	Health Center III	505698	Government	o/w PHC -NWR (Results-based)	13,451,153
899	Mukono District	254135	MPOMA HC	Health Center II	505704	Government	o/w PHC -NWR (Government)	11,545,237
899	Mukono District	254105	NOAH'S ARK HEALTH CENTRE	Health Center III	505691	UPMB	o/w PHC -NWR (PNFP)	11,407,922

Vote Code	Local Government	Cost Centre ID	Cost Centre Name	Cost Centre Type	Supplier Number	Ownership	Grant Title	2023/24 Approved Budget
899	Mukono District	254105	NOAH'S ARK HEALTH CENTRE	Health Center III	505691	UPMB	o/w PHC -NWR (Results-based)	9,194,106
899	Mukono District	254117	BUNTABA HC	Health Center II	505705	Government	o/w PHC -NWR (Government)	11,545,237
899	Mukono District	254119	KYAMPISI HEALTH CENTRE	Health Center III	505715	Government	o/w PHC -NWR (Government)	23,090,475
899	Mukono District	254119	KYAMPISI HEALTH CENTRE	Health Center III	505715	Government	o/w PHC -NWR (Results-based)	17,154,140
899	Mukono District	254118	MBALIGA HC	Health Center II	505706	Government	o/w PHC -NWR (Government)	11,545,237
899	Mukono District	254120	NAMASUMBI HC	Health Center II	505707	Government	o/w PHC -NWR (Government)	11,545,237
899	Mukono District	254139	KATEETE HC	Health Center II	505708	Government	o/w PHC -NWR (Government)	11,545,237
899	Mukono District	254141	KYABAZAALA HC	Health Center III	507036	Government	o/w PHC -NWR (Government)	23,090,475
899	Mukono District	254141	KYABAZAALA HC	Health Center III	507036	Government	o/w PHC -NWR (Results-based)	19,911,968
899	Mukono District	254125	NAGOJJE HC	Health Center III	507034	Government	o/w PHC -NWR (Government)	23,090,475
899	Mukono District	254125	NAGOJJE HC	Health Center III	507034	Government	o/w PHC -NWR (Results-based)	18,129,648
899	Mukono District	254126	WAGGALA HC	Health Center II	505714	Government	o/w PHC -NWR (Government)	11,545,237
899	Mukono District	254111	KASANA HEALTH CENTRE	Health Center II	507041	Government	o/w PHC -NWR (Government)	11,545,237
899	Mukono District	254113	KASAWO HEALTH CENTRE	Health Center III	507035	Government	o/w PHC -NWR (Government)	23,090,475
899	Mukono District	254113	KASAWO HEALTH CENTRE	Health Center III	507035	Government	o/w PHC -NWR (Results-based)	28,751,023
899	Mukono District	254110	KASAWO MISSION HEALTH CENTRE	Health Center III	505695	UCMB	o/w PHC -NWR (PNFP)	10,577,082
899	Mukono District	254110	KASAWO MISSION HEALTH CENTRE	Health Center III	505695	UCMB	o/w PHC -NWR (Results-based)	8,221,080
899	Mukono District	254112	KIGOGOLA HC	Health Center II	505712	Government	o/w PHC -NWR (Government)	11,545,237
899	Mukono District	254137	NAMUGANGA HC	Health Center III	505701	Government	o/w PHC -NWR (Government)	23,090,475
899	Mukono District	254137	NAMUGANGA HC	Health Center III	505701	Government	o/w PHC -NWR (Results-based)	17,035,201

Vote Code	Local Government	Cost Centre ID	Cost Centre Name	Cost Centre Type	Supplier Number	Ownership	Grant Title	2023/24 Approved Budget
899	Mukono District	254131	SEETA KASAWO HC	Health Center II	505713	Government	o/w PHC -NWR (Government)	11,545,237
899	Mukono District	254114	KIMENYEDDE HC	Health Center II	505711	Government	o/w PHC -NWR (Government)	11,545,237
899	Mukono District	254115	NAKIFUMA HC	Health Center III	505700	Government	o/w PHC -NWR (Government)	23,090,475
899	Mukono District	254115	NAKIFUMA HC	Health Center III	505700	Government	o/w PHC -NWR (Results-based)	39,418,733
899	Mukono District	256202	St Francis Nagalama hospital	Hospital	505717	UCMB	o/w PHC Hospital -NWR (PNFP)	238,442,432
899 Total								1,621,965,145
900	Nabilatuk District	254156	NAYONAI ANGIKALIO HEALTH CENTRE II	Health Center II	504379	Government	o/w PHC -NWR (Government)	16,555,433
900	Nabilatuk District	254155	NABILATUK MISSION HEALTH II	Health Center II	504382	UCMB	o/w PHC -NWR (PNFP)	22,857,525
900	Nabilatuk District	256205	PIAN HEALTH SUBDISTRICT	Health Center IV	506679	Government	o/w PHC -NWR (Government)	165,554,334
900	Nabilatuk District	256205	PIAN HEALTH SUBDISTRICT	Health Center IV	506679	Government	o/w PHC -NWR (Results-based)	35,898,074
900	Nabilatuk District	254148	LOLACHAT HEALTH CENTRE III	Health Center III	506680	Government	o/w PHC -NWR (Government)	33,110,867
900	Nabilatuk District	254148	LOLACHAT HEALTH CENTRE III	Health Center III	506680	Government	o/w PHC -NWR (Results-based)	21,216,438
900	Nabilatuk District	254149	NATIRAE HEALTH CENTRE II	Health Center II	506681	Government	o/w PHC -NWR (Government)	16,555,433
900	Nabilatuk District	254152	LORENGEDWAT HEALTH CENTRE III	Health Center III	504377	Government	o/w PHC -NWR (Government)	33,110,867
900	Nabilatuk District	254152	LORENGEDWAT HEALTH CENTRE III	Health Center III	504377	Government	o/w PHC -NWR (Results-based)	11,682,249
900 Total								356,541,221
901	Nakapiripirit District	254153	KARINGA HEALTH CENTRE III	Health Center II	504381	UCMB	o/w PHC -NWR (PNFP)	8,121,754
901	Nakapiripirit District	272521	LOMORUNYANGAE HC II	Health Center II	0	Government	o/w PHC -NWR (Government)	16,875,300
901	Nakapiripirit District	254144	MORUITA	Health Center II	0	Government	o/w PHC -NWR (Government)	16,875,300
901	Nakapiripirit District	254142	NABULENGER HEALTH CENTRE II	Health Center II	504383	Partnership	o/w PHC -NWR (PNFP)	8,121,754

Vote Code	Local Government	Cost Centre ID	Cost Centre Name	Cost Centre Type	Supplier Number	Ownership	Grant Title	2023/24 Approved Budget
901	Nakapiripirit District	256204	CHEKWII HEALTH SUBDISTRICT	Health Center IV	504374	Government	o/w PHC -NWR (Government)	168,753,003
901	Nakapiripirit District	256204	CHEKWII HEALTH SUBDISTRICT	Health Center IV	504374	Government	o/w PHC -NWR (Results-based)	28,757,396
901	Nakapiripirit District	254157	NAKAPIRIPIRIT HEALTH CENTRE II	Health Center III	504376	Government	o/w PHC -NWR (Government)	33,750,601
901	Nakapiripirit District	254157	NAKAPIRIPIRIT HEALTH CENTRE II	Health Center III	504376	Government	o/w PHC -NWR (Results-based)	9,690,747
901	Nakapiripirit District	254159	NAMALU HEALTH CENTRE III	Health Center III	504375	Government	o/w PHC -NWR (Government)	33,750,601
901	Nakapiripirit District	254159	NAMALU HEALTH CENTRE III	Health Center III	504375	Government	o/w PHC -NWR (Results-based)	16,887,746
901	Nakapiripirit District	254143	ST MATHIAS AMALER HEALTH CENTR	Health Center III	504380	UCMB	o/w PHC -NWR (PNFP)	16,243,507
901	Nakapiripirit District	254143	ST MATHIAS AMALER HEALTH CENTR	Health Center III	504380	UCMB	o/w PHC -NWR (Results-based)	11,693,374
901	Nakapiripirit District	254154	LEMUSUI HEALTH CENTRE III	Health Center III	504378	Government	o/w PHC -NWR (Government)	33,750,601
901	Nakapiripirit District	254154	LEMUSUI HEALTH CENTRE III	Health Center III	504378	Government	o/w PHC -NWR (Results-based)	8,738,139
901 Total								412,009,822
902	Nakaseke District	255046	Kigege HCII	Health Center II	506862	Government	o/w PHC -NWR (Government)	9,012,175
902	Nakaseke District	255051	Kalagala HC II	Health Center II	505369	Government	o/w PHC -NWR (Government)	9,012,175
902	Nakaseke District	255053	Wansalangi HC II	Health Center II	506861	Government	o/w PHC -NWR (Government)	9,012,175
902	Nakaseke District	256282	Kiwoko Hospital	Hospital	34181	UPMB	o/w PHC Hospital -NWR (PNFP)	79,237,941
902	Nakaseke District	255044	Kikamulo HC III	Health Center III	505367	Government	o/w PHC -NWR (Government)	18,024,350
902	Nakaseke District	255044	Kikamulo HC III	Health Center III	505367	Government	o/w PHC -NWR (Results-based)	14,117,785
902	Nakaseke District	255041	Bidabugya HC III	Health Center III	505365	Government	o/w PHC -NWR (Government)	18,024,350
902	Nakaseke District	255041	Bidabugya HC III	Health Center III	505365	Government	o/w PHC -NWR (Results-based)	7,724,095
902	Nakaseke District	255045	Kinyogoga HC III	Health Center III	505366	Government	o/w PHC -NWR (Government)	18,024,350

Vote Code	Local Government	Cost Centre ID	Cost Centre Name	Cost Centre Type	Supplier Number	Ownership	Grant Title	2023/24 Approved Budget
902	Nakaseke District	255045	Kinyogoga HC III	Health Center III	505366	Government	o/w PHC -NWR (Results-based)	7,043,927
902	Nakaseke District	272934	Kinoni HC III	Health Center III	0	Government	o/w PHC -NWR (Government)	18,024,350
902	Nakaseke District	272934	Kinoni HC III	Health Center III	0	Government	o/w PHC -NWR (Results-based)	3,478,845
902	Nakaseke District	256284	Ngoma HCIV	Health Center IV	505361	Government	o/w PHC -NWR (Government)	90,121,749
902	Nakaseke District	256284	Ngoma HCIV	Health Center IV	505361	Government	o/w PHC -NWR (Results-based)	22,715,757
902	Nakaseke District	255038	Kabogwe HCII	Health Center II	505373	UCMB	o/w PHC -NWR (PNFP)	5,935,350
902	Nakaseke District	255037	Kapeeka HC III	Health Center III	505363	Government	o/w PHC -NWR (Government)	18,024,350
902	Nakaseke District	255037	Kapeeka HC III	Health Center III	505363	Government	o/w PHC -NWR (Results-based)	15,628,075
902	Nakaseke District	255039	Lusanja HC II	Health Center II	506863	UCMB	o/w PHC -NWR (PNFP)	5,935,350
902	Nakaseke District	255040	Namusale HC II	Health Center II	505372	UPMB	o/w PHC -NWR (PNFP)	5,935,350
902	Nakaseke District	255052	Wakyato HC III	Health Center III	505364	Government	o/w PHC -NWR (Government)	18,024,350
902	Nakaseke District	255052	Wakyato HC III	Health Center III	505364	Government	o/w PHC -NWR (Results-based)	6,472,958
902	Nakaseke District	255048	Kikandwa HC II	Health Center II	548336	Government	o/w PHC -NWR (Government)	9,012,175
902	Nakaseke District	255049	Kirema HCIII	Health Center III	505374	UPMB	o/w PHC -NWR (PNFP)	11,870,700
902	Nakaseke District	255049	Kirema HCIII	Health Center III	505374	UPMB	o/w PHC -NWR (Results-based)	7,850,159
902	Nakaseke District	256863	St Johns Bukatira HCII	Health Center II	505375	UPMB	o/w PHC -NWR (PNFP)	5,935,350
902	Nakaseke District	255042	Bulyake HC II	Health Center II	505370	Government	o/w PHC -NWR (Government)	9,012,175
902	Nakaseke District	255043	Kyangatto HC II	Health Center II	505368	Government	o/w PHC -NWR (Government)	9,012,175
902	Nakaseke District	255047	Nakaseeta HC II	Health Center II	548313	Government	o/w PHC -NWR (Government)	9,012,175
902	Nakaseke District	255050	Kalegge HC II	Health Center II	505371	Government	o/w PHC -NWR (Government)	9,012,175

Vote Code	Local Government	Cost Centre ID	Cost Centre Name	Cost Centre Type	Supplier Number	Ownership	Grant Title	2023/24 Approved Budget
902	Nakaseke District	272480	MIFUNYA HC III	Health Center III	0	Government	o/w PHC -NWR (Government)	18,024,350
902	Nakaseke District	272480	MIFUNYA HC III	Health Center III	0	Government	o/w PHC -NWR (Results-based)	3,441,210
902	Nakaseke District	272446	BUTALANGU HC III	Health Center III	0	Government	o/w PHC -NWR (Government)	18,024,350
902	Nakaseke District	272446	BUTALANGU HC III	Health Center III	0	Government	o/w PHC -NWR (Results-based)	5,402,243
902	Nakaseke District	256285	Semuto HC IV	Health Center IV	505362	Government	o/w PHC -NWR (Government)	90,121,749
902	Nakaseke District	256285	Semuto HC IV	Health Center IV	505362	Government	o/w PHC -NWR (Results-based)	31,783,998
902	Nakaseke District	256283	Nakaseke Hospital	Hospital	505360	Government	o/w PHC Hospital -NWR (Government)	342,057,147
902 Total								979,101,934
903	Nakasongola District	254177	Buyamba HCII	Health Center II	504940	Government	o/w PHC -NWR (Government)	6,327,494
903	Nakasongola District	254178	Mulonzi HCII	Health Center II	504941	Government	o/w PHC -NWR (Government)	6,327,494
903	Nakasongola District	256206	Nabiswera HCIV	Health Center IV	504486	Government	o/w PHC -NWR (Government)	63,274,943
903	Nakasongola District	256206	Nabiswera HCIV	Health Center IV	504486	Government	o/w PHC -NWR (Results-based)	15,954,951
903	Nakasongola District	254176	Walukunyu HCII	Health Center II	504477	Government	o/w PHC -NWR (Government)	6,327,494
903	Nakasongola District	254173	Kisaalizi HCII	Health Center II	504480	Government	o/w PHC -NWR (Government)	6,327,494
903	Nakasongola District	254175	Muwunami HCII	Health Center II	504937	Government	o/w PHC -NWR (Government)	6,327,494
903	Nakasongola District	254169	KikoogeHCII	Health Center II	504484	Government	o/w PHC -NWR (Government)	6,327,494
903	Nakasongola District	254170	Lwabiyata HCII	Health Center II	504939	Government	o/w PHC -NWR (Government)	6,327,494
903	Nakasongola District	254171	Nakayonza HCIII	Health Center III	504942	Government	o/w PHC -NWR (Government)	12,654,989
903	Nakasongola District	254171	Nakayonza HCIII	Health Center III	504942	Government	o/w PHC -NWR (Results-based)	15,263,304
903	Nakasongola District	254180	Kasozi HCII	Health Center II	504479	Government	o/w PHC -NWR (Government)	6,327,494

Vote Code	Local Government	Cost Centre ID	Cost Centre Name	Cost Centre Type	Supplier Number	Ownership	Grant Title	2023/24 Approved Budget
903	Nakasongola District	254181	Nakitoma HCIII	Health Center III	504944	Government	o/w PHC -NWR (Government)	12,654,989
903	Nakasongola District	254181	Nakitoma HCIII	Health Center III	504944	Government	o/w PHC -NWR (Results-based)	11,529,930
903	Nakasongola District	254182	Njeru HCII	Health Center II	507066	Government	o/w PHC -NWR (Government)	6,327,494
903	Nakasongola District	254172	Kikoiro HCII	Health Center II	504487	Government	o/w PHC -NWR (Government)	6,327,494
903	Nakasongola District	254174	Lwampanga HCIII	Health Center III	504943	Government	o/w PHC -NWR (Government)	12,654,989
903	Nakasongola District	254174	Lwampanga HCIII	Health Center III	504943	Government	o/w PHC -NWR (Results-based)	8,409,833
903	Nakasongola District	254183	Kamunina HCII	Health Center II	504946	Government	o/w PHC -NWR (Government)	6,327,494
903	Nakasongola District	254184	Sikyee HCII	Health Center II	504481	Government	o/w PHC -NWR (Government)	6,327,494
903	Nakasongola District	254185	Wabigalo HCIII	Health Center III	504483	Government	o/w PHC -NWR (Government)	12,654,989
903	Nakasongola District	254185	Wabigalo HCIII	Health Center III	504483	Government	o/w PHC -NWR (Results-based)	6,820,887
903	Nakasongola District	254186	Wampiti HCII	Health Center II	504489	UPMB	o/w PHC -NWR (PNFP)	3,882,657
903	Nakasongola District	272522	IRIMA HC II	Health Center II	784839	Government	o/w PHC -NWR (Government)	6,327,494
903	Nakasongola District	254168	Kalungi HCIII	Health Center III	507065	Government	o/w PHC -NWR (Government)	12,654,989
903	Nakasongola District	254168	Kalungi HCIII	Health Center III	507065	Government	o/w PHC -NWR (Results-based)	12,537,628
903	Nakasongola District	254162	Batuusa HCII	Health Center II	504478	Government	o/w PHC -NWR (Government)	6,327,494
903	Nakasongola District	273892	Franciscan HC IV	Health Center IV	0	UCMB	o/w PHC -NWR (PNFP)	15,625,816
903	Nakasongola District	273892	Franciscan HC IV	Health Center IV	0	UCMB	o/w PHC -NWR (Results-based)	16,321,350
903	Nakasongola District	254165	Kakooge HCIII	Health Center III	504482	Government	o/w PHC -NWR (Government)	12,654,989
903	Nakasongola District	254165	Kakooge HCIII	Health Center III	504482	Government	o/w PHC -NWR (Results-based)	15,047,678
903	Nakasongola District	254161	Kiralamba HCII	Health Center III	504485	Government	o/w PHC -NWR (Government)	12,654,989

Vote Code	Local Government	Cost Centre ID	Cost Centre Name	Cost Centre Type	Supplier Number	Ownership	Grant Title	2023/24 Approved Budget
903	Nakasongola District	254161	Kiralamba HCII	Health Center III	504485	Government	o/w PHC -NWR (Results-based)	6,162,519
903	Nakasongola District	254163	Kyeyindula HCII	Health Center II	506790	Government	o/w PHC -NWR (Government)	6,327,494
903	Nakasongola District	256207	Nakasongola HCIV	Health Center IV	504945	Government	o/w PHC -NWR (Government)	63,274,943
903	Nakasongola District	256207	Nakasongola HCIV	Health Center IV	504945	Government	o/w PHC -NWR (Results-based)	39,478,530
903	Nakasongola District	254179	Our Ladyof LOUDES HCIII	Health Center III	506712	UCMB	o/w PHC -NWR (PNFP)	7,765,314
903	Nakasongola District	254179	Our Ladyof LOUDES HCIII	Health Center III	506712	UCMB	o/w PHC -NWR (Results-based)	12,246,900
903	Nakasongola District	254164	Bamugolodde HCIII	Health Center III	507064	Government	o/w PHC -NWR (Government)	12,654,989
903	Nakasongola District	254164	Bamugolodde HCIII	Health Center III	507064	Government	o/w PHC -NWR (Results-based)	10,327,073
903	Nakasongola District	254166	Kakoola HCII	Health Center II	506789	Government	o/w PHC -NWR (Government)	6,327,494
903	Nakasongola District	272523	KAMIRAMPANGO HC II	Health Center II	891497	Government	o/w PHC -NWR (Government)	6,327,494
903	Nakasongola District	256846	Kiwambya HCII	Health Center II	504936	Government	o/w PHC -NWR (Government)	6,327,494
903	Nakasongola District	254160	Mayirikiti HCII	Health Center II	504488	UPMB	o/w PHC -NWR (PNFP)	3,882,657
903	Nakasongola District	254167	Kazwama HCII	Health Center II	504938	Government	o/w PHC -NWR (Government)	6,327,494
903 Total								549,269,216
904	Namayingo District	255527	LOLWEHC II	Health Center III	504501	Government	o/w PHC -NWR (Government)	24,178,221
904	Namayingo District	255527	LOLWEHC II	Health Center III	504501	Government	o/w PHC -NWR (Results-based)	15,135,971
904	Namayingo District	255529	RABACHIHC II	Health Center II	504500	Government	o/w PHC -NWR (Government)	12,089,111
904	Namayingo District	272468	SIRO HC II	Health Center II	0	Government	o/w PHC -NWR (Government)	12,089,111
904	Namayingo District	255528	SIGULU HC III	Health Center III	504505	Government	o/w PHC -NWR (Government)	24,178,221
904	Namayingo District	255528	SIGULU HC III	Health Center III	504505	Government	o/w PHC -NWR (Results-based)	13,882,771

Vote Code	Local Government	Cost Centre ID	Cost Centre Name	Cost Centre Type	Supplier Number	Ownership	Grant Title	2023/24 Approved Budget
904	Namayingo District	255526	SINGILAHC II	Health Center II	504502	Government	o/w PHC -NWR (Government)	12,089,111
904	Namayingo District	255523	BUGANA HC II	Health Center III	504499	Government	o/w PHC -NWR (Government)	24,178,221
904	Namayingo District	255523	BUGANA HC II	Health Center III	504499	Government	o/w PHC -NWR (Results-based)	22,241,314
904	Namayingo District	255511	BANDAHC III	Health Center III	504504	Government	o/w PHC -NWR (Government)	24,178,221
904	Namayingo District	255511	BANDAHC III	Health Center III	504504	Government	o/w PHC -NWR (Results-based)	27,788,787
904	Namayingo District	255506	BUCHUMBAHC II	Health Center II	504498	Government	o/w PHC -NWR (Government)	12,089,111
904	Namayingo District	255512	BUKIMBIHC II	Health Center II	506714	Government	o/w PHC -NWR (Government)	12,089,111
904	Namayingo District	255509	BUSIRO CHURCH OF GOD	Health Center III	506720	UPMB	o/w PHC -NWR (PNFP)	22,200,820
904	Namayingo District	255509	BUSIRO CHURCH OF GOD	Health Center III	506720	UPMB	o/w PHC -NWR (Results-based)	16,142,358
904	Namayingo District	255508	BUYOMBOHC II	Health Center II	506715	Government	o/w PHC -NWR (Government)	12,089,111
904	Namayingo District	255510	LUGALAHC II	Health Center II	504497	Government	o/w PHC -NWR (Government)	12,089,111
904	Namayingo District	255521	MUTUMBAHC III	Health Center III	504503	Government	o/w PHC -NWR (Government)	24,178,221
904	Namayingo District	255521	MUTUMBAHC III	Health Center III	504503	Government	o/w PHC -NWR (Results-based)	29,128,832
904	Namayingo District	256321	BUYINJA HEALTH CENTRE	Health Center IV	504506	Government	o/w PHC -NWR (Government)	120,891,105
904	Namayingo District	256321	BUYINJA HEALTH CENTRE	Health Center IV	504506	Government	o/w PHC -NWR (Results-based)	50,025,924
904	Namayingo District	255507	BUJWANGAHC II	Health Center II	504496	Government	o/w PHC -NWR (Government)	12,089,111
904	Namayingo District	255517	KIFUYOHC II	Health Center II	504490	Government	o/w PHC -NWR (Government)	12,089,111
904	Namayingo District	255522	MULOMBI Health Centre	Health Center II	504494	Government	o/w PHC -NWR (Government)	12,089,111
904	Namayingo District	255519	NAMAVUNDU HC II	Health Center II	504491	Government	o/w PHC -NWR (Government)	12,089,111
904	Namayingo District	255505	SHANYONJA HC III	Health Center III	506713	Government	o/w PHC -NWR (Government)	24,178,221

Vote Code	Local Government	Cost Centre ID	Cost Centre Name	Cost Centre Type	Supplier Number	Ownership	Grant Title	2023/24 Approved Budget
904	Namayingo District	255505	SHANYONJA HC III	Health Center III	506713	Government	o/w PHC -NWR (Results-based)	13,387,690
904	Namayingo District	255520	BUGALIHC II	Health Center II	504495	Government	o/w PHC -NWR (Government)	12,089,111
904	Namayingo District	255516	BUMOOOL HC III	Health Center III	506719	Government	o/w PHC -NWR (Government)	24,178,221
904	Namayingo District	255516	BUMOOOL HC III	Health Center III	506719	Government	o/w PHC -NWR (Results-based)	16,550,206
904	Namayingo District	256825	ST MATIA MULUMBA HU BUSWALE	Health Center III	504508	UCMB	o/w PHC -NWR (PNFP)	22,200,820
904	Namayingo District	256825	ST MATIA MULUMBA HU BUSWALE	Health Center III	504508	UCMB	o/w PHC -NWR (Results-based)	12,602,867
904	Namayingo District	255513	DOHWEHC II	Health Center II	504493	Government	o/w PHC -NWR (Government)	12,089,111
904	Namayingo District	255514	ISINDE HC III	Health Center III	504492	Government	o/w PHC -NWR (Government)	24,178,221
904	Namayingo District	255514	ISINDE HC III	Health Center III	504492	Government	o/w PHC -NWR (Results-based)	6,310,911
904	Namayingo District	255515	NAMAYUGE HC II	Health Center II	506716	Government	o/w PHC -NWR (Government)	12,089,111
904	Namayingo District	255524	BUMALENGEHC II	Health Center II	506717	Government	o/w PHC -NWR (Government)	12,089,111
904	Namayingo District	255525	HAAMAHC II	Health Center II	506718	Government	o/w PHC -NWR (Government)	12,089,111
904 Total								775,341,914
905	Namisindwa District	254957	Bubutu HCIII	Health Center III	548081	Government	o/w PHC -NWR (Government)	32,560,577
905	Namisindwa District	254957	Bubutu HCIII	Health Center III	548081	Government	o/w PHC -NWR (Results-based)	34,135,919
905	Namisindwa District	254958	Bukhabusi HCIII	Health Center III	506211	Government	o/w PHC -NWR (Government)	32,560,577
905	Namisindwa District	254958	Bukhabusi HCIII	Health Center III	506211	Government	o/w PHC -NWR (Results-based)	41,668,736
905	Namisindwa District	254962	Bumwoni HcIII	Health Center III	507224	Government	o/w PHC -NWR (Government)	32,560,577
905	Namisindwa District	254962	Bumwoni HcIII	Health Center III	507224	Government	o/w PHC -NWR (Results-based)	49,247,083
905	Namisindwa District	254975	Bunambale HCIII	Health Center III	506213	Government	o/w PHC -NWR (Government)	32,560,577

Vote Code	Local Government	Cost Centre ID	Cost Centre Name	Cost Centre Type	Supplier Number	Ownership	Grant Title	2023/24 Approved Budget
905	Namisindwa District	254975	Bunambale HCIII	Health Center III	506213	Government	o/w PHC -NWR (Results-based)	62,019,172
905	Namisindwa District	254964	Bupoto COU	Health Center II	506215	UPMB	o/w PHC -NWR (PNFP)	6,902,056
905	Namisindwa District	254963	Bupoto HCIII	Health Center III	506214	Government	o/w PHC -NWR (Government)	32,560,577
905	Namisindwa District	254963	Bupoto HCIII	Health Center III	506214	Government	o/w PHC -NWR (Results-based)	28,573,302
905	Namisindwa District	272549	BUWUMA HC II	Health Center II	0	Government	o/w PHC -NWR (Government)	16,280,289
905	Namisindwa District	256273	Magale HCIV	Health Center IV	506226	UCMB	o/w PHC -NWR (PNFP)	27,608,225
905	Namisindwa District	256273	Magale HCIV	Health Center IV	506226	UCMB	o/w PHC -NWR (Results-based)	53,204,975
905	Namisindwa District	272551	MUKOTO HC II	Health Center II	0	Government	o/w PHC -NWR (Government)	16,280,289
905	Namisindwa District	254974	Nabitsikhi HCIII	Health Center III	507226	Government	o/w PHC -NWR (Government)	32,560,577
905	Namisindwa District	254974	Nabitsikhi HCIII	Health Center III	507226	Government	o/w PHC -NWR (Results-based)	35,032,891
905	Namisindwa District	272547	BUKHAWEKA HC II	Health Center II	0	Government	o/w PHC -NWR (Government)	16,280,289
905	Namisindwa District	272490	MAGALE HANS HC III	Health Center III	0	Government	o/w PHC -NWR (Government)	32,560,577
905	Namisindwa District	272490	MAGALE HANS HC III	Health Center III	0	Government	o/w PHC -NWR (Results-based)	21,095,382
905	Namisindwa District	254961	Bumbo HCIII	Health Center III	506212	Government	o/w PHC -NWR (Government)	32,560,577
905	Namisindwa District	254961	Bumbo HCIII	Health Center III	506212	Government	o/w PHC -NWR (Results-based)	46,252,160
905	Namisindwa District	272550	BUKIABI HC II	Health Center II	0	Government	o/w PHC -NWR (Government)	16,280,289
905	Namisindwa District	254969	Buwabwala HCIII	Health Center III	506218	Government	o/w PHC -NWR (Government)	32,560,577
905	Namisindwa District	254969	Buwabwala HCIII	Health Center III	506218	Government	o/w PHC -NWR (Results-based)	42,440,416
905	Namisindwa District	254960	Soono HCIII	Health Center III	506223	Government	o/w PHC -NWR (Government)	32,560,577
905	Namisindwa District	254960	Soono HCIII	Health Center III	506223	Government	o/w PHC -NWR (Results-based)	5,883,941

Vote Code	Local Government	Cost Centre ID	Cost Centre Name	Cost Centre Type	Supplier Number	Ownership	Grant Title	2023/24 Approved Budget
905	Namisindwa District	254973	BUWASUNGUYI HC II	Health Center II	507225	UPMB	o/w PHC -NWR (PNFP)	6,902,056
905 Total								851,693,241
906	Namutumba District	255147	BUGOBI HC II	Health Center II	507233	Government	o/w PHC -NWR (Government)	12,123,648
906	Namutumba District	256893	BUGOBI HC II (NGO)	Health Center II	506247	Partnership	o/w PHC -NWR (PNFP)	6,690,364
906	Namutumba District	255143	BULANGE HCIII	Health Center III	506230	Government	o/w PHC -NWR (Government)	24,247,297
906	Namutumba District	255143	BULANGE HCIII	Health Center III	506230	Government	o/w PHC -NWR (Results-based)	24,481,435
906	Namutumba District	255149	BUYOBOYA HC II	Health Center II	506240	Government	o/w PHC -NWR (Government)	12,123,648
906	Namutumba District	255162	KAGULU HC II	Health Center III	507231	Government	o/w PHC -NWR (Government)	24,247,297
906	Namutumba District	255162	KAGULU HC II	Health Center III	507231	Government	o/w PHC -NWR (Results-based)	13,401,384
906	Namutumba District	255161	KAITI HC II	Health Center II	506239	Government	o/w PHC -NWR (Government)	12,123,648
906	Namutumba District	255163	MAGADA HC III	Health Center III	507227	Government	o/w PHC -NWR (Government)	24,247,297
906	Namutumba District	255163	MAGADA HC III	Health Center III	507227	Government	o/w PHC -NWR (Results-based)	26,634,092
906	Namutumba District	256891	MULAMA HC II	Health Center II	506238	Government	o/w PHC -NWR (Government)	12,123,648
906	Namutumba District	255164	NAMALEMBA HC II	Health Center II	506246	UPMB	o/w PHC -NWR (PNFP)	6,690,364
906	Namutumba District	255153	KIKALU HC II	Health Center II	506236	Government	o/w PHC -NWR (Government)	12,123,648
906	Namutumba District	255155	NANGONDE HC II	Health Center II	507230	Government	o/w PHC -NWR (Government)	12,123,648
906	Namutumba District	255158	MPULIRA HC II	Health Center II	507234	UPMB	o/w PHC -NWR (PNFP)	6,690,364
906	Namutumba District	255159	NABISOIGI HC III	Health Center III	507228	Government	o/w PHC -NWR (Government)	24,247,297
906	Namutumba District	255159	NABISOIGI HC III	Health Center III	507228	Government	o/w PHC -NWR (Results-based)	26,073,413
906	Namutumba District	255156	KIRANGA HC II	Health Center II	507229	Government	o/w PHC -NWR (Government)	12,123,648

Vote Code	Local Government	Cost Centre ID	Cost Centre Name	Cost Centre Type	Supplier Number	Ownership	Grant Title	2023/24 Approved Budget
906	Namutumba District	255157	NAKYERE HC II	Health Center II	506233	Government	o/w PHC -NWR (Government)	12,123,648
906	Namutumba District	255150	IVUKULA HC II	Health Center II	506243	UPMB	o/w PHC -NWR (PNFP)	6,690,364
906	Namutumba District	255152	IVUKULA HC III	Health Center III	506231	Government	o/w PHC -NWR (Government)	24,247,297
906	Namutumba District	255152	IVUKULA HC III	Health Center III	506231	Government	o/w PHC -NWR (Results-based)	23,913,460
906	Namutumba District	255154	LWATAMA HC II	Health Center II	506234	Government	o/w PHC -NWR (Government)	12,123,648
906	Namutumba District	255151	NAMUSITA HC II	Health Center II	506235	Government	o/w PHC -NWR (Government)	12,123,648
906	Namutumba District	255168	BUKONTE HC II	Health Center II	506242	Government	o/w PHC -NWR (Government)	12,123,648
906	Namutumba District	255169	BUWONGO HC II	Health Center II	506232	Government	o/w PHC -NWR (Government)	12,123,648
906	Namutumba District	255170	NAWAIKONA HC II	Health Center II	507235	UPMB	o/w PHC -NWR (PNFP)	6,690,364
906	Namutumba District	256292	NSINZE HC IV	Health Center IV	506228	Government	o/w PHC -NWR (Government)	121,236,484
906	Namutumba District	256292	NSINZE HC IV	Health Center IV	506228	Government	o/w PHC -NWR (Results-based)	48,177,846
906	Namutumba District	255165	KIGALAMA HC II	Health Center II	506248	UPMB	o/w PHC -NWR (PNFP)	6,690,364
906	Namutumba District	255145	KISHIMU HC II	Health Center II	507232	Government	o/w PHC -NWR (Government)	12,123,648
906	Namutumba District	255167	NAMUTUMBA HC III	Health Center III	506229	Government	o/w PHC -NWR (Government)	24,247,297
906	Namutumba District	255167	NAMUTUMBA HC III	Health Center III	506229	Government	o/w PHC -NWR (Results-based)	24,362,508
906	Namutumba District	255166	NAMUWONDO HC III	Health Center III	506241	Government	o/w PHC -NWR (Government)	24,247,297
906	Namutumba District	255166	NAMUWONDO HC III	Health Center III	506241	Government	o/w PHC -NWR (Results-based)	7,494,666
906	Namutumba District	256892	NAWAMPANDU HC II	Health Center II	506245	UPMB	o/w PHC -NWR (PNFP)	6,690,364
906	Namutumba District	274033	Kigalama Govt HC II	Health Center II	0	Government	o/w PHC -NWR (Government)	12,123,648
906	Namutumba District	255160	IRIMBI HC II	Health Center II	506237	Government	o/w PHC -NWR (Government)	12,123,648

Vote Code	Local Government	Cost Centre ID	Cost Centre Name	Cost Centre Type	Supplier Number	Ownership	Grant Title	2023/24 Approved Budget
906 Total								714,193,638
907	Napak District	272501	KALOKENGEL HC II	Health Center II	0	Government	o/w PHC -NWR (Government)	19,390,416
907	Napak District	273891	Lokiteded HC II	Health Center II	0	Government	o/w PHC -NWR (Government)	19,390,416
907	Napak District	272499	NAKICHUMET HC II	Health Center II	0	Government	o/w PHC -NWR (Government)	19,390,416
907	Napak District	272500	NAMENDERA HC II	Health Center II	0	Government	o/w PHC -NWR (Government)	19,390,416
907	Napak District	273890	Naturumrum HC II	Health Center II	0	Government	o/w PHC -NWR (Government)	19,390,416
907	Napak District	255704	NGOLERIET HC II	Health Center II	505762	Government	o/w PHC -NWR (Government)	19,390,416
907	Napak District	255700	APEITOLIM HC II	Health Center II	505761	Government	o/w PHC -NWR (Government)	19,390,416
907	Napak District	255699	LOKOPO HEALTH CENTRE III	Health Center III	505757	Government	o/w PHC -NWR (Government)	38,780,832
907	Napak District	255699	LOKOPO HEALTH CENTRE III	Health Center III	505757	Government	o/w PHC -NWR (Results-based)	11,052,475
907	Napak District	255702	LOTOME HC III	Health Center III	505758	Government	o/w PHC -NWR (Government)	38,780,832
907	Napak District	255702	LOTOME HC III	Health Center III	505758	Government	o/w PHC -NWR (Results-based)	11,400,471
907	Napak District	256343	MORULINGA HC II	Health Center II	507053	Government	o/w PHC -NWR (Government)	19,390,416
907	Napak District	256342	ST KIZITO MATANY HOSPITAL	Hospital	505763	UCMB	o/w PHC Hospital -NWR (PNFP)	239,532,597
907	Napak District	255701	LOPEEI HC III	Health Center III	505756	Government	o/w PHC -NWR (Government)	38,780,832
907	Napak District	255701	LOPEEI HC III	Health Center III	505756	Government	o/w PHC -NWR (Results-based)	12,474,461
907	Napak District	255696	AMEDEK HC II	Health Center II	505759	Government	o/w PHC -NWR (Government)	19,390,416
907	Napak District	255695	IRIIRI HC III	Health Center III	505754	Government	o/w PHC -NWR (Government)	38,780,832
907	Napak District	255695	IRIIRI HC III	Health Center III	505754	Government	o/w PHC -NWR (Results-based)	18,889,949
907	Napak District	255698	NABWAL HC II	Health Center II	505760	Government	o/w PHC -NWR (Government)	19,390,416

Vote Code	Local Government	Cost Centre ID	Cost Centre Name	Cost Centre Type	Supplier Number	Ownership	Grant Title	2023/24 Approved Budget
907	Napak District	255703	KANGOLE HC III	Health Center III	507054	UCMB	o/w PHC -NWR (PNFP)	35,080,438
907	Napak District	255703	KANGOLE HC III	Health Center III	507054	UCMB	o/w PHC -NWR (Results-based)	12,831,334
907	Napak District	255697	LORENGECHORA HC III	Health Center III	505755	Government	o/w PHC -NWR (Government)	38,780,832
907	Napak District	255697	LORENGECHORA HC III	Health Center III	505755	Government	o/w PHC -NWR (Results-based)	20,162,045
907 Total								749,232,092
908	Nebbi District	254202	GOLI HEALTH CENTRE GRANT	Health Center IV	505400	UPMB	o/w PHC -NWR (PNFP)	22,203,996
908	Nebbi District	254202	GOLI HEALTH CENTRE GRANT	Health Center IV	505400	UPMB	o/w PHC -NWR (Results-based)	40,816,461
908	Nebbi District	254203	KALOWANG HEALTH CENTRE III	Health Center III	506942	Government	o/w PHC -NWR (Government)	28,007,396
908	Nebbi District	254203	KALOWANG HEALTH CENTRE III	Health Center III	506942	Government	o/w PHC -NWR (Results-based)	6,369,456
908	Nebbi District	254199	KUCWINY HEALTH CENTRE III	Health Center III	505383	Government	o/w PHC -NWR (Government)	28,007,396
908	Nebbi District	254199	KUCWINY HEALTH CENTRE III	Health Center III	505383	Government	o/w PHC -NWR (Results-based)	14,070,831
908	Nebbi District	256208	NEBBI HOSPITAL	Hospital	464041	Government	o/w PHC Hospital -NWR (Government)	331,516,783
908	Nebbi District	254205	NYARAVUR HEALTH CENTRE III	Health Center III	505382	Government	o/w PHC -NWR (Government)	28,007,396
908	Nebbi District	254205	NYARAVUR HEALTH CENTRE III	Health Center III	505382	Government	o/w PHC -NWR (Results-based)	13,878,098
908	Nebbi District	254200	PADWOT MIDYERE HEALTH CENTRE I	Health Center III	505402	UPMB	o/w PHC -NWR (PNFP)	11,101,998
908	Nebbi District	254200	PADWOT MIDYERE HEALTH CENTRE I	Health Center III	505402	UPMB	o/w PHC -NWR (Results-based)	14,034,005
908	Nebbi District	256209	ST LUKE HOSPITAL DELEGATED FUN	Hospital	506945	UCMB	o/w PHC Hospital -NWR (PNFP)	237,064,490
908	Nebbi District	254195	OWEKO HEALTH CENTRE II	Health Center II	548118	Government	o/w PHC -NWR (Government)	14,003,698
908	Nebbi District	254193	PAMAKA HEALTH CENTRE III	Health Center III	506944	Government	o/w PHC -NWR (Government)	28,007,396
908	Nebbi District	254193	PAMAKA HEALTH CENTRE III	Health Center III	506944	Government	o/w PHC -NWR (Results-based)	7,958,264

Vote Code	Local Government	Cost Centre ID	Cost Centre Name	Cost Centre Type	Supplier Number	Ownership	Grant Title	2023/24 Approved Budget
908	Nebbi District	254194	ABONGU HEALTH CENTRE II	Health Center II	505386	Government	o/w PHC -NWR (Government)	14,003,698
908	Nebbi District	254198	ERUSSI HEALTH CENTRE II	Health Center II	505385	Government	o/w PHC -NWR (Government)	14,003,698
908	Nebbi District	254196	JUPANGIRAHEALTH CENTRE II	Health Center II	505398	Government	o/w PHC -NWR (Government)	14,003,698
908	Nebbi District	254197	JUPANZIRI HEALTH CENTRE III	Health Center III	505381	Government	o/w PHC -NWR (Government)	28,007,396
908	Nebbi District	254197	JUPANZIRI HEALTH CENTRE III	Health Center III	505381	Government	o/w PHC -NWR (Results-based)	16,161,295
908	Nebbi District	254201	KIKOBEJUPALA HEALTH CENTRE II	Health Center II	505388	Government	o/w PHC -NWR (Government)	14,003,698
908	Nebbi District	254204	KOCH HEALTH CENTRE II	Health Center II	506943	Government	o/w PHC -NWR (Government)	14,003,698
908	Nebbi District	254188	OUR LADY OF FATIMA ORUSSI HEAL	Health Center III	505401	UCMB	o/w PHC -NWR (PNFP)	11,101,998
908	Nebbi District	254188	OUR LADY OF FATIMA ORUSSI HEAL	Health Center III	505401	UCMB	o/w PHC -NWR (Results-based)	20,309,359
908	Nebbi District	254218	OSSI HEALTH CENTRE II	Health Center II	505387	Government	o/w PHC -NWR (Government)	14,003,698
908	Nebbi District	254219	PAGWATA HEALTH CENTRE II	Health Center II	505399	Government	o/w PHC -NWR (Government)	14,003,698
908	Nebbi District	254220	PAROMBO HEALTH CENTRE III	Health Center III	505380	Government	o/w PHC -NWR (Government)	28,007,396
908	Nebbi District	254220	PAROMBO HEALTH CENTRE III	Health Center III	505380	Government	o/w PHC -NWR (Results-based)	42,501,176
908	Nebbi District	254206	PAMINYA HEALTH CENTRE III	Health Center III	548120	Government	o/w PHC -NWR (Government)	28,007,396
908	Nebbi District	254206	PAMINYA HEALTH CENTRE III	Health Center III	548120	Government	o/w PHC -NWR (Results-based)	10,319,000
908	Nebbi District	254189	AKWORO HEALTH CENTRE III	Health Center III	506941	Government	o/w PHC -NWR (Government)	28,007,396
908	Nebbi District	254189	AKWORO HEALTH CENTRE III	Health Center III	506941	Government	o/w PHC -NWR (Results-based)	19,562,938
908	Nebbi District	254190	KITUNA HEALTH CENTRE II	Health Center II	505396	Government	o/w PHC -NWR (Government)	14,003,698
908 Total								1,169,062,600
909	Ngora District	255693	Agu Health Center III	Health Center III	505801	Government	o/w PHC -NWR (Government)	16,885,758

Vote Code	Local Government	Cost Centre ID	Cost Centre Name	Cost Centre Type	Supplier Number	Ownership	Grant Title	2023/24 Approved Budget
909	Ngora District	255693	Agu Health Center III	Health Center III	505801	Government	o/w PHC -NWR (Results-based)	8,932,540
909	Ngora District	255691	Ajeluk Health Center III	Health Center III	505800	Government	o/w PHC -NWR (Government)	16,885,758
909	Ngora District	255691	Ajeluk Health Center III	Health Center III	505800	Government	o/w PHC -NWR (Results-based)	7,965,275
909	Ngora District	255687	Kapir Health Center III	Health Center III	506865	Government	o/w PHC -NWR (Government)	16,885,758
909	Ngora District	255687	Kapir Health Center III	Health Center III	506865	Government	o/w PHC -NWR (Results-based)	17,593,196
909	Ngora District	255692	Mukura Health Center III	Health Center III	505798	Government	o/w PHC -NWR (Government)	16,885,758
909	Ngora District	255692	Mukura Health Center III	Health Center III	505798	Government	o/w PHC -NWR (Results-based)	22,440,319
909	Ngora District	255694	Ngora DMU Health Center III	Health Center III	505797	Government	o/w PHC -NWR (Government)	16,885,758
909	Ngora District	255694	Ngora DMU Health Center III	Health Center III	505797	Government	o/w PHC -NWR (Results-based)	27,408,857
909	Ngora District	255682	Ngora Health Center IV	Health Center IV	506868	Government	o/w PHC -NWR (Government)	84,428,791
909	Ngora District	255682	Ngora Health Center IV	Health Center IV	506868	Government	o/w PHC -NWR (Results-based)	39,723,663
909	Ngora District	255681	Ngora Hospital Delegated	Hospital	506867	UPMB	o/w PHC Hospital -NWR (PNFP)	290,903,109
909	Ngora District	255688	Omiito Health Center II	Health Center II	505802	Government	o/w PHC -NWR (Government)	8,442,879
909	Ngora District	255667	St Anthony NGO Health Center I	Health Center II	505805	UCMB	o/w PHC -NWR (PNFP)	15,469,273
909	Ngora District	255689	Atoot Health Center II	Health Center II	506866	Government	o/w PHC -NWR (Government)	8,442,879
909	Ngora District	255685	Kobuin Health Center III	Health Center III	505799	Government	o/w PHC -NWR (Government)	16,885,758
909	Ngora District	255685	Kobuin Health Center III	Health Center III	505799	Government	o/w PHC -NWR (Results-based)	16,096,713
909	Ngora District	255690	Opot Health Center II	Health Center II	505803	Government	o/w PHC -NWR (Government)	8,442,879
909 Total								657,604,923
910	Ntoroko District	255530	BWERAMULE HC II	Health Center III	504199	Government	o/w PHC -NWR (Government)	12,877,964

Vote Code	Local Government	Cost Centre ID	Cost Centre Name	Cost Centre Type	Supplier Number	Ownership	Grant Title	2023/24 Approved Budget
910	Ntoroko District	255530	BWERAMULE HC II	Health Center III	504199	Government	o/w PHC -NWR (Results-based)	3,274,835
910	Ntoroko District	256322	KARUGUTU HC IV	Health Center IV	504196	Government	o/w PHC -NWR (Government)	64,389,819
910	Ntoroko District	256322	KARUGUTU HC IV	Health Center IV	504196	Government	o/w PHC -NWR (Results-based)	43,483,078
910	Ntoroko District	255532	NTOROKO HC III	Health Center III	504198	Government	o/w PHC -NWR (Government)	12,877,964
910	Ntoroko District	255532	NTOROKO HC III	Health Center III	504198	Government	o/w PHC -NWR (Results-based)	7,272,331
910	Ntoroko District	255531	RWANGARA HC II	Health Center III	504201	Government	o/w PHC -NWR (Government)	12,877,964
910	Ntoroko District	255531	RWANGARA HC II	Health Center III	504201	Government	o/w PHC -NWR (Results-based)	5,491,574
910	Ntoroko District	272563	RWEBISENGO HC IV	Health Center IV	504197	Government	o/w PHC -NWR (Government)	64,389,819
910	Ntoroko District	272563	RWEBISENGO HC IV	Health Center IV	504197	Government	o/w PHC -NWR (Results-based)	17,319,880
910	Ntoroko District	255533	STELLA MARIS NTOROKO HEALTH UNIT	Health Center III	504202	UCMB	o/w PHC -NWR (PNFP)	12,717,236
910	Ntoroko District	255533	STELLA MARIS NTOROKO HEALTH UNIT	Health Center III	504202	UCMB	o/w PHC -NWR (Results-based)	8,324,932
910	Ntoroko District	255534	MUSANDAMA HC II	Health Center II	504200	Government	o/w PHC -NWR (Government)	6,438,982
910 Total								271,736,378
911	Ntungamo District	254243	NYABURIZA HC II	Health Center II	504213	Government	o/w PHC -NWR (Government)	7,499,736
911	Ntungamo District	254230	NYAKIBIGI HC II	Health Center II	504225	Government	o/w PHC -NWR (Government)	7,499,736
911	Ntungamo District	254249	NYANGA HC II	Health Center III	504208	Government	o/w PHC -NWR (Government)	14,999,471
911	Ntungamo District	254249	NYANGA HC II	Health Center III	504208	Government	o/w PHC -NWR (Results-based)	3,334,897
911	Ntungamo District	254254	RUHAAMA HC III	Health Center III	506354	Government	o/w PHC -NWR (Government)	14,999,471
911	Ntungamo District	254254	RUHAAMA HC III	Health Center III	506354	Government	o/w PHC -NWR (Results-based)	15,507,454
911	Ntungamo District	254236	RUKARANGO HC II	Health Center II	506360	Government	o/w PHC -NWR (Government)	7,499,736

Vote Code	Local Government	Cost Centre ID	Cost Centre Name	Cost Centre Type	Supplier Number	Ownership	Grant Title	2023/24 Approved Budget
911	Ntungamo District	254226	BWONGYERA HC III	Health Center III	504221	Government	o/w PHC -NWR (Government)	14,999,471
911	Ntungamo District	254226	BWONGYERA HC III	Health Center III	504221	Government	o/w PHC -NWR (Results-based)	12,683,414
911	Ntungamo District	254227	RWANDA HC II	Health Center III	506361	Government	o/w PHC -NWR (Government)	14,999,471
911	Ntungamo District	254227	RWANDA HC II	Health Center III	506361	Government	o/w PHC -NWR (Results-based)	3,086,019
911	Ntungamo District	256212	RWASHAMAIRE HC IV	Health Center IV	504220	Government	o/w PHC -NWR (Government)	74,997,355
911	Ntungamo District	256212	RWASHAMAIRE HC IV	Health Center IV	504220	Government	o/w PHC -NWR (Results-based)	43,288,624
911	Ntungamo District	254231	BUHANAMA HC III	Health Center III	506355	Government	o/w PHC -NWR (Government)	14,999,471
911	Ntungamo District	254231	BUHANAMA HC III	Health Center III	506355	Government	o/w PHC -NWR (Results-based)	2,960,549
911	Ntungamo District	254228	IHUNGA HC II	Health Center III	548223	Government	o/w PHC -NWR (Government)	14,999,471
911	Ntungamo District	254228	IHUNGA HC II	Health Center III	548223	Government	o/w PHC -NWR (Results-based)	3,039,744
911	Ntungamo District	254229	KITONDO HC III	Health Center III	506358	Government	o/w PHC -NWR (Government)	14,999,471
911	Ntungamo District	254229	KITONDO HC III	Health Center III	506358	Government	o/w PHC -NWR (Results-based)	17,033,886
911	Ntungamo District	254232	NYONGOZI HC II	Health Center II	504215	Government	o/w PHC -NWR (Government)	7,499,736
911	Ntungamo District	254237	RUKONI HC III	Health Center III	504222	Government	o/w PHC -NWR (Government)	14,999,471
911	Ntungamo District	254237	RUKONI HC III	Health Center III	504222	Government	o/w PHC -NWR (Results-based)	21,935,276
911	Ntungamo District	254224	ST LUCIA KAGAMBA	Health Center III	504229	UCMB	o/w PHC -NWR (PNFP)	16,084,486
911	Ntungamo District	254224	ST LUCIA KAGAMBA	Health Center III	504229	UCMB	o/w PHC -NWR (Results-based)	12,432,807
911	Ntungamo District	254238	RWAMABONDO HC II	Health Center II	506359	Government	o/w PHC -NWR (Government)	7,499,736
911	Ntungamo District	254248	NGOMBA HC II	Health Center II	504218	Government	o/w PHC -NWR (Government)	7,499,736
911	Ntungamo District	254245	KARURUMA HC II	Health Center III	504224	Government	o/w PHC -NWR (Government)	14,999,471

Vote Code	Local Government	Cost Centre ID	Cost Centre Name	Cost Centre Type	Supplier Number	Ownership	Grant Title	2023/24 Approved Budget
911	Ntungamo District	254245	KARURUMA HC II	Health Center III	504224	Government	o/w PHC -NWR (Results-based)	4,613,306
911	Ntungamo District	254247	KIYOORA HC II	Health Center II	504217	Government	o/w PHC -NWR (Government)	7,499,736
911	Ntungamo District	254242	NYARUBARE HC II	Health Center II	506356	Government	o/w PHC -NWR (Government)	7,499,736
911	Ntungamo District	254250	RUGARAMA HC III	Health Center III	506351	Government	o/w PHC -NWR (Government)	14,999,471
911	Ntungamo District	254250	RUGARAMA HC III	Health Center III	506351	Government	o/w PHC -NWR (Results-based)	15,279,609
911	Ntungamo District	254241	BUTARE HC III	Health Center III	504211	Government	o/w PHC -NWR (Government)	14,999,471
911	Ntungamo District	254241	BUTARE HC III	Health Center III	504211	Government	o/w PHC -NWR (Results-based)	15,393,041
911	Ntungamo District	254257	KIBEHO HC II	Health Center II	504212	Government	o/w PHC -NWR (Government)	7,499,736
911	Ntungamo District	254256	KYAMWASHA HC II	Health Center III	504219	Government	o/w PHC -NWR (Government)	14,999,471
911	Ntungamo District	254256	KYAMWASHA HC II	Health Center III	504219	Government	o/w PHC -NWR (Results-based)	8,580,275
911	Ntungamo District	254255	RWOHO HC III	Health Center III	506357	Government	o/w PHC -NWR (Government)	14,999,471
911	Ntungamo District	254255	RWOHO HC III	Health Center III	506357	Government	o/w PHC -NWR (Results-based)	3,780,446
911	Ntungamo District	256211	ITOJO HOSPITAL DELEGATED FUND	Hospital	504228	Government	o/w PHC Hospital -NWR (Government)	452,532,460
911	Ntungamo District	254225	ITERERO HC II	Health Center II	504227	Government	o/w PHC -NWR (Government)	7,499,736
911	Ntungamo District	254244	NYABUSHENYI HC II	Health Center II	504223	Government	o/w PHC -NWR (Government)	7,499,736
911	Ntungamo District	254246	NYAKYEERA HC III	Health Center III	504210	Government	o/w PHC -NWR (Government)	14,999,471
911	Ntungamo District	254246	NYAKYEERA HC III	Health Center III	504210	Government	o/w PHC -NWR (Results-based)	19,079,913
911	Ntungamo District	254235	KAYONZA HC III	Health Center III	548216	Government	o/w PHC -NWR (Government)	14,999,471
911	Ntungamo District	254235	KAYONZA HC III	Health Center III	548216	Government	o/w PHC -NWR (Results-based)	17,300,203
911	Ntungamo District	254240	KIGAAGA HC II	Health Center II	504207	Government	o/w PHC -NWR (Government)	7,499,736

Vote Code	Local Government	Cost Centre ID	Cost Centre Name	Cost Centre Type	Supplier Number	Ownership	Grant Title	2023/24 Approved Budget
911	Ntungamo District	254233	mother Francisca lechner rushooka HC IV	Health Center IV	504230	UCMB	o/w PHC -NWR (PNFP)	30,198,801
911	Ntungamo District	254233	mother Francisca lechner rushooka HC IV	Health Center IV	504230	UCMB	o/w PHC -NWR (Results-based)	23,385,012
911	Ntungamo District	254239	NGOMA HC III	Health Center III	504205	Government	o/w PHC -NWR (Government)	14,999,471
911	Ntungamo District	254239	NGOMA HC III	Health Center III	504205	Government	o/w PHC -NWR (Results-based)	13,330,425
911	Ntungamo District	254253	KISHAMI HC II	Health Center III	504214	Government	o/w PHC -NWR (Government)	14,999,471
911	Ntungamo District	254253	KISHAMI HC II	Health Center III	504214	Government	o/w PHC -NWR (Results-based)	6,637,337
911	Ntungamo District	254251	KYAFOORA HCII	Health Center II	504206	Government	o/w PHC -NWR (Government)	7,499,736
911	Ntungamo District	254258	RWEIKINIRO HC III	Health Center III	506353	Government	o/w PHC -NWR (Government)	14,999,471
911	Ntungamo District	254258	RWEIKINIRO HC III	Health Center III	506353	Government	o/w PHC -NWR (Results-based)	14,616,122
911	Ntungamo District	256213	RUBAARE HC IV (HSD)	Health Center IV	504203	Government	o/w PHC -NWR (Government)	74,997,355
911	Ntungamo District	256213	RUBAARE HC IV (HSD)	Health Center IV	504203	Government	o/w PHC -NWR (Results-based)	47,590,037
911	Ntungamo District	254252	KAFUNJO HC III	Health Center III	504216	Government	o/w PHC -NWR (Government)	14,999,471
911	Ntungamo District	254252	KAFUNJO HC III	Health Center III	504216	Government	o/w PHC -NWR (Results-based)	4,052,309
911	Ntungamo District	254234	KAINA HC III	Health Center III	506352	Government	o/w PHC -NWR (Government)	14,999,471
911	Ntungamo District	254234	KAINA HC III	Health Center III	506352	Government	o/w PHC -NWR (Results-based)	2,924,595
911	Ntungamo District	256214	KITWE HC IV	Health Center IV	504209	Government	o/w PHC -NWR (Government)	74,997,355
911	Ntungamo District	256214	KITWE HC IV	Health Center IV	504209	Government	o/w PHC -NWR (Results-based)	52,041,991
911 Total								1,505,201,085
912	Nwoya District	256346	ANAKA DISTRICT HOSPITAL	Hospital	507029	Government	o/w PHC Hospital -NWR (Government)	432,788,674
912	Nwoya District	272469	KIBAR HC II	Health Center II	1029972	Government	o/w PHC -NWR (Government)	29,177,506

Vote Code	Local Government	Cost Centre ID	Cost Centre Name	Cost Centre Type	Supplier Number	Ownership	Grant Title	2023/24 Approved Budget
912	Nwoya District	257016	PARAA HC III	Health Center III	859851	Government	o/w PHC -NWR (Government)	58,355,012
912	Nwoya District	257016	PARAA HC III	Health Center III	859851	Government	o/w PHC -NWR (Results-based)	26,103,422
912	Nwoya District	255746	APARANGA HC II	Health Center II	507032	Government	o/w PHC -NWR (Government)	29,177,506
912	Nwoya District	274005	ORUKA HC III	Health Center III	0	Government	o/w PHC -NWR (Government)	58,355,012
912	Nwoya District	274005	ORUKA HC III	Health Center III	0	Government	o/w PHC -NWR (Results-based)	26,103,422
912	Nwoya District	255734	ST ANDREW HC 11	Health Center II	505686	UPMB	o/w PHC -NWR (PNFP)	18,968,768
912	Nwoya District	255742	TODORA HC III	Health Center III	505684	Government	o/w PHC -NWR (Government)	58,355,012
912	Nwoya District	255742	TODORA HC III	Health Center III	505684	Government	o/w PHC -NWR (Results-based)	14,035,218
912	Nwoya District	255744	KOCH LII HCII	Health Center III	505679	Government	o/w PHC -NWR (Government)	58,355,012
912	Nwoya District	255744	KOCH LII HCII	Health Center III	505679	Government	o/w PHC -NWR (Results-based)	23,583,361
912	Nwoya District	255737	GOOD SHEPHERD HC 11	Health Center II	505687	UPMB	o/w PHC -NWR (PNFP)	18,968,768
912	Nwoya District	255739	LULYANGO HC II	Health Center II	505682	Government	o/w PHC -NWR (Government)	29,177,506
912	Nwoya District	255741	PANOKRACH HC II	Health Center II	507031	Government	o/w PHC -NWR (Government)	29,177,506
912	Nwoya District	255747	PURONGO HC III	Health Center III	507030	Government	o/w PHC -NWR (Government)	58,355,012
912	Nwoya District	255747	PURONGO HC III	Health Center III	507030	Government	o/w PHC -NWR (Results-based)	22,069,343
912	Nwoya District	255736	WII ANAKA CU COM HC 11	Health Center II	505688	UPMB	o/w PHC -NWR (PNFP)	18,968,768
912	Nwoya District	255733	COOROM HC II	Health Center II	505681	Government	o/w PHC -NWR (Government)	29,177,506
912	Nwoya District	255743	KOCH GOMA HC III	Health Center III	1031093	Government	o/w PHC -NWR (Government)	58,355,012
912	Nwoya District	255743	KOCH GOMA HC III	Health Center III	1031093	Government	o/w PHC -NWR (Results-based)	32,204,846
912	Nwoya District	255738	ALERO HC III	Health Center III	505677	Government	o/w PHC -NWR (Government)	58,355,012

Vote Code	Local Government	Cost Centre ID	Cost Centre Name	Cost Centre Type	Supplier Number	Ownership	Grant Title	2023/24 Approved Budget
912	Nwoya District	255738	ALERO HC III	Health Center III	505677	Government	o/w PHC -NWR (Results-based)	30,999,848
912	Nwoya District	255745	LATORO HC II	Health Center II	505680	Government	o/w PHC -NWR (Government)	29,177,506
912	Nwoya District	255740	LANGOL HC II	Health Center II	505683	Government	o/w PHC -NWR (Government)	29,177,506
912 Total								1,277,522,064
913	Obongi District	253989	LIWA HC II	Health Center II	505354	Government	o/w PHC -NWR (Government)	7,259,547
913	Obongi District	253990	LOMUNGA HC II	Health Center II	505355	Government	o/w PHC -NWR (Government)	7,259,547
913	Obongi District	253991	MADUGA HC II	Health Center II	506859	Government	o/w PHC -NWR (Government)	7,259,547
913	Obongi District	256195	OBONGI HC IV	Health Center IV	505359	Government	o/w PHC -NWR (Government)	72,595,468
913	Obongi District	256195	OBONGI HC IV	Health Center IV	505359	Government	o/w PHC -NWR (Results-based)	18,457,178
913	Obongi District	253977	BELAMELING HEALTH CENTRE II	Health Center II	505335	Government	o/w PHC -NWR (Government)	7,259,547
913	Obongi District	272931	Belle HC III	Health Center III	933223	Government	o/w PHC -NWR (Government)	14,519,094
913	Obongi District	272931	Belle HC III	Health Center III	933223	Government	o/w PHC -NWR (Results-based)	8,056,800
913	Obongi District	253981	IBAKWE HEALTH CENTRE II	Health Center II	506851	Government	o/w PHC -NWR (Government)	7,259,547
913	Obongi District	253994	IBOA HC II	Health Center II	505357	Government	o/w PHC -NWR (Government)	7,259,547
913	Obongi District	272930	Idiwa HC III	Health Center III	933225	Government	o/w PHC -NWR (Government)	14,519,094
913	Obongi District	272930	Idiwa HC III	Health Center III	933225	Government	o/w PHC -NWR (Results-based)	9,384,145
913	Obongi District	253992	ITULA HC III	Health Center III	506860	Government	o/w PHC -NWR (Government)	14,519,094
913	Obongi District	253992	ITULA HC III	Health Center III	506860	Government	o/w PHC -NWR (Results-based)	8,271,118
913	Obongi District	253982	KALI HEALTH CENTREII	Health Center II	505334	Government	o/w PHC -NWR (Government)	7,259,547
913	Obongi District	272932	Luru HC III	Health Center III	933224	Government	o/w PHC -NWR (Government)	14,519,094

Vote Code	Local Government	Cost Centre ID	Cost Centre Name	Cost Centre Type	Supplier Number	Ownership	Grant Title	2023/24 Approved Budget
913	Obongi District	272932	Luru HC III	Health Center III	933224	Government	o/w PHC -NWR (Results-based)	7,638,248
913	Obongi District	253993	PALORINYA HC III	Health Center III	505356	Government	o/w PHC -NWR (Government)	14,519,094
913	Obongi District	253993	PALORINYA HC III	Health Center III	505356	Government	o/w PHC -NWR (Results-based)	12,352,909
913	Obongi District	253995	WAKA HC II	Health Center II	505358	Government	o/w PHC -NWR (Government)	7,259,547
913	Obongi District	253986	ALIBA HC III	Health Center III	505352	Government	o/w PHC -NWR (Government)	14,519,094
913	Obongi District	253986	ALIBA HC III	Health Center III	505352	Government	o/w PHC -NWR (Results-based)	7,007,895
913	Obongi District	253985	INDILINGA HC II	Health Center II	505353	Government	o/w PHC -NWR (Government)	7,259,547
913	Obongi District	272854	MALANGA HC II	Health Center II	0	Government	o/w PHC -NWR (Government)	7,259,547
913 Total								303,473,792
914	Omoro District	252946	ACET HCII	Health Center III	504160	Government	o/w PHC -NWR (Government)	16,926,853
914	Omoro District	252946	ACET HCII	Health Center III	504160	Government	o/w PHC -NWR (Results-based)	11,238,044
914	Omoro District	252945	DINO HCII	Health Center II	506764	Government	o/w PHC -NWR (Government)	8,463,427
914	Omoro District	252916	ODEK HCIII	Health Center III	504151	Government	o/w PHC -NWR (Government)	16,926,853
914	Omoro District	252916	ODEK HCIII	Health Center III	504151	Government	o/w PHC -NWR (Results-based)	12,749,913
914	Omoro District	252935	LANENOVER HCIII	Health Center III	506762	Government	o/w PHC -NWR (Government)	16,926,853
914	Omoro District	252935	LANENOVER HCIII	Health Center III	506762	Government	o/w PHC -NWR (Results-based)	9,429,244
914	Omoro District	252936	LUJORONGOLE HCII	Health Center II	506763	Government	o/w PHC -NWR (Government)	8,463,427
914	Omoro District	257009	OPIT HEALTH CENTER II	Health Center II	504181	PNFP	o/w PHC -NWR (PNFP)	13,180,773
914	Omoro District	252938	TEGOT HCII	Health Center II	504159	Government	o/w PHC -NWR (Government)	8,463,427
914	Omoro District	256099	LALOGI REFERRAL FACILITY	Health Center IV	506759	Government	o/w PHC -NWR (Government)	84,634,267

Vote Code	Local Government	Cost Centre ID	Cost Centre Name	Cost Centre Type	Supplier Number	Ownership	Grant Title	2023/24 Approved Budget
914	Oromo District	256099	LALOGI REFERRAL FACILITY	Health Center IV	506759	Government	o/w PHC -NWR (Results-based)	40,881,517
914	Oromo District	252915	LOYO AJONGA HCII	Health Center III	504157	Government	o/w PHC -NWR (Government)	16,926,853
914	Oromo District	252915	LOYO AJONGA HCII	Health Center III	504157	Government	o/w PHC -NWR (Results-based)	9,107,084
914	Oromo District	252940	LUKWIR HCII	Health Center II	504178	Government	o/w PHC -NWR (Government)	8,463,427
914	Oromo District	252944	BINYA HCIII	Health Center III	548093	Government	o/w PHC -NWR (Government)	16,926,853
914	Oromo District	252944	BINYA HCIII	Health Center III	548093	Government	o/w PHC -NWR (Results-based)	4,124,686
914	Oromo District	252937	AWOO HCIII	Health Center III	504158	Government	o/w PHC -NWR (Government)	16,926,853
914	Oromo District	252937	AWOO HCIII	Health Center III	504158	Government	o/w PHC -NWR (Results-based)	5,682,252
914	Oromo District	252947	ABWOCH HCII	Health Center III	506342	Government	o/w PHC -NWR (Government)	16,926,853
914	Oromo District	252947	ABWOCH HCII	Health Center III	506342	Government	o/w PHC -NWR (Results-based)	7,166,396
914	Oromo District	252949	ONGAKO HCIII	Health Center III	504153	Government	o/w PHC -NWR (Government)	16,926,853
914	Oromo District	252949	ONGAKO HCIII	Health Center III	504153	Government	o/w PHC -NWR (Results-based)	7,089,845
914	Oromo District	252950	PATUDA HCII	Health Center II	504163	Government	o/w PHC -NWR (Government)	8,463,427
914	Oromo District	252909	BOBI HCIII	Health Center III	504156	Government	o/w PHC -NWR (Government)	16,926,853
914	Oromo District	252909	BOBI HCIII	Health Center III	504156	Government	o/w PHC -NWR (Results-based)	20,269,783
914	Oromo District	252914	LELAOBARO HCII	Health Center II	504164	Government	o/w PHC -NWR (Government)	8,463,427
914	Oromo District	252926	PALENGA HCII	Health Center II	504165	Government	o/w PHC -NWR (Government)	8,463,427
914	Oromo District	257007	ST JOSEPH MINAKULU HC II	Health Center II	504180	PNFP	o/w PHC -NWR (PNFP)	13,180,773
914	Oromo District	252918	TEKULU HCII	Health Center III	504166	Government	o/w PHC -NWR (Government)	16,926,853
914	Oromo District	252918	TEKULU HCII	Health Center III	504166	Government	o/w PHC -NWR (Results-based)	5,125,458

Vote Code	Local Government	Cost Centre ID	Cost Centre Name	Cost Centre Type	Supplier Number	Ownership	Grant Title	2023/24 Approved Budget
914	Omoro District	252913	KORO ABILII HC II	Health Center II	506339	Government	o/w PHC -NWR (Government)	8,463,427
914	Omoro District	252933	LAKWATOMER HCII	Health Center III	504161	Government	o/w PHC -NWR (Government)	16,926,853
914	Omoro District	252933	LAKWATOMER HCII	Health Center III	504161	Government	o/w PHC -NWR (Results-based)	8,649,209
914	Omoro District	252934	LAPAINAT HCIII	Health Center III	506760	Government	o/w PHC -NWR (Government)	16,926,853
914	Omoro District	252934	LAPAINAT HCIII	Health Center III	506760	Government	o/w PHC -NWR (Results-based)	9,009,358
914 Total								532,348,257
915	Otuke District	255359	ALIWANG HEALTH CENTRE III	Health Center III	506896	UCMB	o/w PHC -NWR (PNFP)	20,523,179
915	Otuke District	255359	ALIWANG HEALTH CENTRE III	Health Center III	506896	UCMB	o/w PHC -NWR (Results-based)	7,908,867
915	Otuke District	272587	AMUNGA HC II	Health Center II	877340	Government	o/w PHC -NWR (Government)	8,762,932
915	Otuke District	255364	ATANGWATA HEALTH CENTRE III	Health Center III	505891	Government	o/w PHC -NWR (Government)	17,525,863
915	Otuke District	255364	ATANGWATA HEALTH CENTRE III	Health Center III	505891	Government	o/w PHC -NWR (Results-based)	10,254,390
915	Otuke District	255360	BARJOBI HEALTH CENTRE III	Health Center III	54483	Government	o/w PHC -NWR (Government)	17,525,863
915	Otuke District	255360	BARJOBI HEALTH CENTRE III	Health Center III	54483	Government	o/w PHC -NWR (Results-based)	11,252,559
915	Otuke District	255361	BAROCOK HEALTH CENTRE II	Health Center II	54488	Government	o/w PHC -NWR (Government)	8,762,932
915	Otuke District	255362	OKWANG HEALTH CENTRE III	Health Center III	54481	Government	o/w PHC -NWR (Government)	17,525,863
915	Otuke District	255362	OKWANG HEALTH CENTRE III	Health Center III	54481	Government	o/w PHC -NWR (Results-based)	17,847,916
915	Otuke District	255358	OKWONGO HEALTH CENTRE III	Health Center III	54482	Government	o/w PHC -NWR (Government)	17,525,863
915	Otuke District	255358	OKWONGO HEALTH CENTRE III	Health Center III	54482	Government	o/w PHC -NWR (Results-based)	18,005,131
915	Otuke District	272588	ACANE HC II	Health Center II	876621	Government	o/w PHC -NWR (Government)	8,762,932
915	Otuke District	255355	ALANGO HEALTH CENTRE II	Health Center II	506895	Government	o/w PHC -NWR (Government)	8,762,932

Vote Code	Local Government	Cost Centre ID	Cost Centre Name	Cost Centre Type	Supplier Number	Ownership	Grant Title	2023/24 Approved Budget
915	Otuke District	255357	OGWETE HEALTH CENTRE III	Health Center III	505893	Government	o/w PHC -NWR (Government)	17,525,863
915	Otuke District	255357	OGWETE HEALTH CENTRE III	Health Center III	505893	Government	o/w PHC -NWR (Results-based)	11,939,534
915	Otuke District	255356	ANEPROMOTO HEALTH CENTRE II	Health Center II	505892	Government	o/w PHC -NWR (Government)	8,762,932
915	Otuke District	272586	ATING HC III	Health Center III	879001	Government	o/w PHC -NWR (Government)	17,525,863
915	Otuke District	272586	ATING HC III	Health Center III	879001	Government	o/w PHC -NWR (Results-based)	3,283,596
915	Otuke District	272589	OLURO HC II	Health Center II	876593	Government	o/w PHC -NWR (Government)	8,762,932
915	Otuke District	256313	ORUM HEALTH CENTRE IV	Health Center IV	54485	Government	o/w PHC -NWR (Government)	87,629,316
915	Otuke District	256313	ORUM HEALTH CENTRE IV	Health Center IV	54485	Government	o/w PHC -NWR (Results-based)	31,447,090
915	Otuke District	255363	OLILIM HEALTH CENTRE III	Health Center III	54486	Government	o/w PHC -NWR (Government)	17,525,863
915	Otuke District	255363	OLILIM HEALTH CENTRE III	Health Center III	54486	Government	o/w PHC -NWR (Results-based)	17,773,285
915 Total								413,123,496
916	Oyam District	274038	Dii-cuinyi HC III	Health Center III	0	Government	o/w PHC -NWR (Government)	23,128,390
916	Oyam District	274038	Dii-cuinyi HC III	Health Center III	0	Government	o/w PHC -NWR (Results-based)	22,511,197
916	Oyam District	255123	Acimi Health Centre II	Health Center III	506899	Government	o/w PHC -NWR (Government)	23,128,390
916	Oyam District	255123	Acimi Health Centre II	Health Center III	506899	Government	o/w PHC -NWR (Results-based)	25,071,403
916	Oyam District	255122	Amwa Health Centre II	Health Center II	506900	Government	o/w PHC -NWR (Government)	11,564,195
916	Oyam District	255115	Akwangi Health Centre II	Health Center II	505901	Government	o/w PHC -NWR (Government)	11,564,195
916	Oyam District	255112	Alira B Health Centre II	Health Center II	505905	Government	o/w PHC -NWR (Government)	11,564,195
916	Oyam District	272592	ALONI HC II	Health Center II	855063	Government	o/w PHC -NWR (Government)	11,564,195
916	Oyam District	255113	Iceme Health Centre II	Health Center III	505895	Government	o/w PHC -NWR (Government)	23,128,390

Vote Code	Local Government	Cost Centre ID	Cost Centre Name	Cost Centre Type	Supplier Number	Ownership	Grant Title	2023/24 Approved Budget
916	Oyam District	255113	Iceme Health Centre II	Health Center III	505895	Government	o/w PHC -NWR (Results-based)	17,009,506
916	Oyam District	255114	Iceme Health Centre III	Health Center III	506369	Partnership	o/w PHC -NWR (PNFP)	23,817,862
916	Oyam District	255114	Iceme Health Centre III	Health Center III	506369	Partnership	o/w PHC -NWR (Results-based)	15,128,046
916	Oyam District	272590	KAMDINI HC III	Health Center III	855062	Government	o/w PHC -NWR (Government)	23,128,390
916	Oyam District	272590	KAMDINI HC III	Health Center III	855062	Government	o/w PHC -NWR (Results-based)	14,518,631
916	Oyam District	256289	The Registered Trustees of St. John XXIII hospital Aber	Hospital	506371	UCMB	o/w PHC Hospital -NWR (PNFP)	372,278,134
916	Oyam District	255116	Zambia Health Centre II	Health Center II	505896	Government	o/w PHC -NWR (Government)	11,564,195
916	Oyam District	274046	Ajaga HC III	Health Center III	0	Government	o/w PHC -NWR (Government)	23,128,390
916	Oyam District	274046	Ajaga HC III	Health Center III	0	Government	o/w PHC -NWR (Results-based)	22,511,197
916	Oyam District	255121	Minakulu Health Centre II	Health Center II	506897	Government	o/w PHC -NWR (Government)	11,564,195
916	Oyam District	255103	Minakulu Health Centre III	Health Center III	506370	UCMB	o/w PHC -NWR (PNFP)	23,817,862
916	Oyam District	255103	Minakulu Health Centre III	Health Center III	506370	UCMB	o/w PHC -NWR (Results-based)	16,795,445
916	Oyam District	255106	Aber Health Centre II	Health Center II	505899	Government	o/w PHC -NWR (Government)	11,564,195
916	Oyam District	255105	Adyegi Health Centre II	Health Center II	505897	Government	o/w PHC -NWR (Government)	11,564,195
916	Oyam District	255107	Atura Health Centre II	Health Center III	505902	Government	o/w PHC -NWR (Government)	23,128,390
916	Oyam District	255107	Atura Health Centre II	Health Center III	505902	Government	o/w PHC -NWR (Results-based)	17,478,483
916	Oyam District	255111	Abela Health Centre II	Health Center III	506901	Government	o/w PHC -NWR (Government)	23,128,390
916	Oyam District	255111	Abela Health Centre II	Health Center III	506901	Government	o/w PHC -NWR (Results-based)	16,581,949
916	Oyam District	255124	Ngai Health Centre III	Health Center III	506366	Government	o/w PHC -NWR (Government)	23,128,390
916	Oyam District	255124	Ngai Health Centre III	Health Center III	506366	Government	o/w PHC -NWR (Results-based)	27,339,401

Vote Code	Local Government	Cost Centre ID	Cost Centre Name	Cost Centre Type	Supplier Number	Ownership	Grant Title	2023/24 Approved Budget
916	Oyam District	255117	Adigo Health Centre II	Health Center II	505898	Government	o/w PHC -NWR (Government)	11,564,195
916	Oyam District	255119	Agulurude Health Centre III	Health Center III	506367	Government	o/w PHC -NWR (Government)	23,128,390
916	Oyam District	255119	Agulurude Health Centre III	Health Center III	506367	Government	o/w PHC -NWR (Results-based)	24,872,233
916	Oyam District	255118	Loro Health Centre II	Health Center III	505894	Government	o/w PHC -NWR (Government)	23,128,390
916	Oyam District	255118	Loro Health Centre II	Health Center III	505894	Government	o/w PHC -NWR (Results-based)	23,015,835
916	Oyam District	255104	Acokora Health Centre II	Health Center II	506898	Government	o/w PHC -NWR (Government)	11,564,195
916	Oyam District	255125	Otwal Health Centre III	Health Center III	506365	Government	o/w PHC -NWR (Government)	23,128,390
916	Oyam District	255125	Otwal Health Centre III	Health Center III	506365	Government	o/w PHC -NWR (Results-based)	34,418,764
916	Oyam District	272593	ACUT HC II	Health Center II	855064	Government	o/w PHC -NWR (Government)	11,564,195
916	Oyam District	255108	Ariba Health Centre II	Health Center III	505900	Government	o/w PHC -NWR (Government)	23,128,390
916	Oyam District	255108	Ariba Health Centre II	Health Center III	505900	Government	o/w PHC -NWR (Results-based)	15,419,549
916	Oyam District	256290	Anyeke Health Centre IV	Health Center IV	506368	Government	o/w PHC -NWR (Government)	115,641,949
916	Oyam District	256290	Anyeke Health Centre IV	Health Center IV	506368	Government	o/w PHC -NWR (Results-based)	56,023,520
916	Oyam District	272591	ABANYA HC II	Health Center II	864338	Government	o/w PHC -NWR (Government)	11,564,195
916	Oyam District	255110	Alao Health Centre II	Health Center II	505904	Government	o/w PHC -NWR (Government)	11,564,195
916	Oyam District	255109	Atipe Health Centre II	Health Center III	505903	Government	o/w PHC -NWR (Government)	23,128,390
916	Oyam District	255109	Atipe Health Centre II	Health Center III	505903	Government	o/w PHC -NWR (Results-based)	21,678,429
916 Total								1,356,932,994
917	Pader District	254280	Laguti HC III	Health Center III	506404	Government	o/w PHC -NWR (Government)	15,557,309
917	Pader District	254280	Laguti HC III	Health Center III	506404	Government	o/w PHC -NWR (Results-based)	10,029,157

Vote Code	Local Government	Cost Centre ID	Cost Centre Name	Cost Centre Type	Supplier Number	Ownership	Grant Title	2023/24 Approved Budget
917	Pader District	254286	Porogali HC II	Health Center II	506410	Government	o/w PHC -NWR (Government)	7,778,654
917	Pader District	254281	Amilobo HC II	Health Center II	506396	Government	o/w PHC -NWR (Government)	7,778,654
917	Pader District	254271	Angole	Health Center II	918961	Government	o/w PHC -NWR (Government)	7,778,654
917	Pader District	254277	Atanga HC III	Health Center III	506398	Government	o/w PHC -NWR (Government)	15,557,309
917	Pader District	254277	Atanga HC III	Health Center III	506398	Government	o/w PHC -NWR (Results-based)	13,230,385
917	Pader District	254274	Awere HC III	Health Center III	506399	Government	o/w PHC -NWR (Government)	15,557,309
917	Pader District	254274	Awere HC III	Health Center III	506399	Government	o/w PHC -NWR (Results-based)	14,835,709
917	Pader District	254282	WIPOLO HEALTH CENTRE	Health Center II	548127	Government	o/w PHC -NWR (Government)	7,778,654
917	Pader District	254293	Ogonyo HC II	Health Center II	506406	Government	o/w PHC -NWR (Government)	7,778,654
917	Pader District	254270	Oret	Health Center II	0	Government	o/w PHC -NWR (Government)	7,778,654
917	Pader District	254290	Pader HC III	Health Center III	507271	Government	o/w PHC -NWR (Government)	15,557,309
917	Pader District	254290	Pader HC III	Health Center III	507271	Government	o/w PHC -NWR (Results-based)	11,524,961
917	Pader District	254264	Ogom	Health Center III	918962	Government	o/w PHC -NWR (Government)	15,557,309
917	Pader District	254264	Ogom	Health Center III	918962	Government	o/w PHC -NWR (Results-based)	11,076,843
917	Pader District	272444	LAPUL OCWIDA HC III	Health Center III	878460	Government	o/w PHC -NWR (Government)	15,557,309
917	Pader District	272444	LAPUL OCWIDA HC III	Health Center III	878460	Government	o/w PHC -NWR (Results-based)	7,061,508
917	Pader District	254287	Dure HC II	Health Center II	506401	Government	o/w PHC -NWR (Government)	7,778,654
917	Pader District	254259	Lapul	Health Center III	918963	Government	o/w PHC -NWR (Government)	15,557,309
917	Pader District	254259	Lapul	Health Center III	918963	Government	o/w PHC -NWR (Results-based)	3,990,703
917	Pader District	272595	LAWIYE ADUL HC II	Health Center II	0	Government	o/w PHC -NWR (Government)	7,778,654

Vote Code	Local Government	Cost Centre ID	Cost Centre Name	Cost Centre Type	Supplier Number	Ownership	Grant Title	2023/24 Approved Budget
917	Pader District	254289	Kilak HC III	Health Center III	506402	Government	o/w PHC -NWR (Government)	15,557,309
917	Pader District	254289	Kilak HC III	Health Center III	506402	Government	o/w PHC -NWR (Results-based)	8,756,508
917	Pader District	254279	Lagile HC II	Health Center II	506403	Government	o/w PHC -NWR (Government)	7,778,654
917	Pader District	254292	Ogago HC II	Health Center II	506405	Government	o/w PHC -NWR (Government)	7,778,654
917	Pader District	254291	Oguta HC II	Health Center II	506407	Government	o/w PHC -NWR (Government)	7,778,654
917	Pader District	272577	ORYANG HC II	Health Center II	878464	Government	o/w PHC -NWR (Government)	7,778,654
917	Pader District	256216	Pajule HC IV	Health Center IV	506411	Government	o/w PHC -NWR (Government)	77,786,544
917	Pader District	256216	Pajule HC IV	Health Center IV	506411	Government	o/w PHC -NWR (Results-based)	37,908,464
917	Pader District	254276	Okinga HC II	Health Center II	506408	Government	o/w PHC -NWR (Government)	7,778,654
917	Pader District	254273	Angagura HC III	Health Center III	506397	Government	o/w PHC -NWR (Government)	15,557,309
917	Pader District	254273	Angagura HC III	Health Center III	506397	Government	o/w PHC -NWR (Results-based)	13,256,094
917	Pader District	272594	ASWA RANCH HC II	Health Center II	918960	Government	o/w PHC -NWR (Government)	7,778,654
917	Pader District	254275	ACHOLIBUR HEALTH CENTRE III	Health Center III	548121	Government	o/w PHC -NWR (Government)	15,557,309
917	Pader District	254275	ACHOLIBUR HEALTH CENTRE III	Health Center III	548121	Government	o/w PHC -NWR (Results-based)	16,648,381
917	Pader District	254278	Bolo HC II	Health Center II	506400	Government	o/w PHC -NWR (Government)	7,778,654
917	Pader District	254268	LATANYA HEALTH CENTRE III	Health Center II	548122	Government	o/w PHC -NWR (Government)	7,778,654
917	Pader District	272574	LATIGI HC II	Health Center II	878436	Government	o/w PHC -NWR (Government)	7,778,654
917	Pader District	254284	Alim HC II	Health Center II	506395	Government	o/w PHC -NWR (Government)	7,778,654
917	Pader District	254283	LAWIRE HEALTH CENTRE II	Health Center II	548123	Government	o/w PHC -NWR (Government)	7,778,654
917	Pader District	272576	PAIBWOR HC II	Health Center II	878462	Government	o/w PHC -NWR (Government)	7,778,654

Vote Code	Local Government	Cost Centre ID	Cost Centre Name	Cost Centre Type	Supplier Number	Ownership	Grant Title	2023/24 Approved Budget
917	Pader District	272575	PAKEYO HC II	Health Center II	878461	Government	o/w PHC -NWR (Government)	7,778,654
917	Pader District	254294	Puranga HC III	Health Center III	507169	Government	o/w PHC -NWR (Government)	15,557,309
917	Pader District	254294	Puranga HC III	Health Center III	507169	Government	o/w PHC -NWR (Results-based)	11,625,546
917	Pader District	254269	Paiula HC II	Health Center II	506409	Government	o/w PHC -NWR (Government)	7,778,654
917	Pader District	254285	Mary Immaculate Health Centre	Health Center II	506412	UCMB	o/w PHC -NWR (PNFP)	28,572,772
917 Total								608,564,367
918	Pakwach District	254209	AMOR HEALTH CENTRE II	Health Center II	505391	Government	o/w PHC -NWR (Government)	9,169,077
918	Pakwach District	256210	PAKWACH HEALTH CENTRE IV	Health Center IV	506939	Government	o/w PHC -NWR (Government)	91,690,769
918	Pakwach District	256210	PAKWACH HEALTH CENTRE IV	Health Center IV	506939	Government	o/w PHC -NWR (Results-based)	47,976,631
918	Pakwach District	254210	PAKWACH MISSION HEALTH CENTRE	Health Center III	506946	UCMB	o/w PHC -NWR (PNFP)	12,535,527
918	Pakwach District	254210	PAKWACH MISSION HEALTH CENTRE	Health Center III	506946	UCMB	o/w PHC -NWR (Results-based)	10,103,700
918	Pakwach District	254214	BORO HEALTH CENTRE II	Health Center II	505394	Government	o/w PHC -NWR (Government)	9,169,077
918	Pakwach District	254216	PANYIMUR HEALTH CENTRE	Health Center III	505379	Government	o/w PHC -NWR (Government)	18,338,154
918	Pakwach District	254216	PANYIMUR HEALTH CENTRE	Health Center III	505379	Government	o/w PHC -NWR (Results-based)	23,458,567
918	Pakwach District	254207	MUKALE HEALTH CENTRE II	Health Center II	505393	Government	o/w PHC -NWR (Government)	9,169,077
918	Pakwach District	254215	PANYIGORO HEALTH CENTRE III	Health Center III	505378	Government	o/w PHC -NWR (Government)	18,338,154
918	Pakwach District	254215	PANYIGORO HEALTH CENTRE III	Health Center III	505378	Government	o/w PHC -NWR (Results-based)	21,105,263
918	Pakwach District	254208	PAROKETO HEALTH CENTRE II	Health Center II	505392	Government	o/w PHC -NWR (Government)	9,169,077
918	Pakwach District	254222	PACHORA HEALTH CENTRE II	Health Center II	505404	UPMB	o/w PHC -NWR (PNFP)	6,267,763
918	Pakwach District	254221	WADILAY HEALTH CENTRE III	Health Center III	505376	Government	o/w PHC -NWR (Government)	18,338,154

Vote Code	Local Government	Cost Centre ID	Cost Centre Name	Cost Centre Type	Supplier Number	Ownership	Grant Title	2023/24 Approved Budget
918	Pakwach District	254221	WADILAY HEALTH CENTRE III	Health Center III	505376	Government	o/w PHC -NWR (Results-based)	20,204,718
918	Pakwach District	254211	PACEGO HEALTH CENTRE II	Health Center II	505390	Government	o/w PHC -NWR (Government)	9,169,077
918	Pakwach District	254212	PAKIA HEALTH CENTRE III	Health Center III	506940	Government	o/w PHC -NWR (Government)	18,338,154
918	Pakwach District	254212	PAKIA HEALTH CENTRE III	Health Center III	506940	Government	o/w PHC -NWR (Results-based)	15,562,356
918	Pakwach District	254213	POKWERO HEALTH CENTRE III	Health Center III	505377	Government	o/w PHC -NWR (Government)	18,338,154
918	Pakwach District	254213	POKWERO HEALTH CENTRE III	Health Center III	505377	Government	o/w PHC -NWR (Results-based)	17,669,155
918	Pakwach District	254187	ALWII HEALTH CENTRE III	Health Center III	505384	Government	o/w PHC -NWR (Government)	18,338,154
918	Pakwach District	254187	ALWII HEALTH CENTRE III	Health Center III	505384	Government	o/w PHC -NWR (Results-based)	15,557,052
918	Pakwach District	254191	FUALWONGA HEALTH CENTRE II	Health Center II	505397	Government	o/w PHC -NWR (Government)	9,169,077
918	Pakwach District	254192	NYARIEGI HEALTH CENTRE II	Health Center II	505403	UPMB	o/w PHC -NWR (PNFP)	6,267,763
918	Pakwach District	254223	RAGEM HEALTH CENTRE II	Health Center II	505389	Government	o/w PHC -NWR (Government)	9,169,077
918	Pakwach District	254217	DEI HEALTH CENTRE II	Health Center II	505395	Government	o/w PHC -NWR (Government)	9,169,077
918 Total								471,780,803
919	Pallisa District	254305	OBUTETE HEALTH CENTRE II	Health Center II	506384	Government	o/w PHC -NWR (Government)	15,912,261
919	Pallisa District	254299	AGULE HEALTH CENTRE III	Health Center III	507262	Government	o/w PHC -NWR (Government)	31,824,522
919	Pallisa District	254299	AGULE HEALTH CENTRE III	Health Center III	507262	Government	o/w PHC -NWR (Results-based)	23,781,159
919	Pallisa District	274027	Chelekura HC III	Health Center III	0	Government	o/w PHC -NWR (Government)	31,824,522
919	Pallisa District	274027	Chelekura HC III	Health Center III	0	Government	o/w PHC -NWR (Results-based)	23,727,249
919	Pallisa District	274026	Akisim HC III	Health Center III	0	Government	o/w PHC -NWR (Government)	31,824,522
919	Pallisa District	274026	Akisim HC III	Health Center III	0	Government	o/w PHC -NWR (Results-based)	23,727,249

Vote Code	Local Government	Cost Centre ID	Cost Centre Name	Cost Centre Type	Supplier Number	Ownership	Grant Title	2023/24 Approved Budget
919	Pallisa District	254310	KAMEKE HEALTH CENTRE III	Health Center III	506378	Government	o/w PHC -NWR (Government)	31,824,522
919	Pallisa District	254310	KAMEKE HEALTH CENTRE III	Health Center III	506378	Government	o/w PHC -NWR (Results-based)	32,336,812
919	Pallisa District	254312	KASODO HEALTH CENTRE III	Health Center III	506379	Government	o/w PHC -NWR (Government)	31,824,522
919	Pallisa District	254312	KASODO HEALTH CENTRE III	Health Center III	506379	Government	o/w PHC -NWR (Results-based)	21,330,983
919	Pallisa District	254322	LIMOTO HEALTH CENTRE II	Health Center II	506383	Government	o/w PHC -NWR (Government)	15,912,261
919	Pallisa District	254323	MPONGI HEALTH CENTRE III	Health Center III	507263	Government	o/w PHC -NWR (Government)	31,824,522
919	Pallisa District	254323	MPONGI HEALTH CENTRE III	Health Center III	507263	Government	o/w PHC -NWR (Results-based)	26,972,673
919	Pallisa District	256219	PALLISA DISTRICT HOSPITAL	Hospital	506394	Government	o/w PHC Hospital -NWR (Government)	560,905,877
919	Pallisa District	254296	PALLISA MISSION DISPENSARY	Health Center III	507268	UCMB	o/w PHC -NWR (PNFP)	40,288,715
919	Pallisa District	254296	PALLISA MISSION DISPENSARY	Health Center III	507268	UCMB	o/w PHC -NWR (Results-based)	17,090,296
919	Pallisa District	254311	KAMUGE HEALTH CENTRE III	Health Center III	506377	Government	o/w PHC -NWR (Government)	31,824,522
919	Pallisa District	254311	KAMUGE HEALTH CENTRE III	Health Center III	506377	Government	o/w PHC -NWR (Results-based)	24,373,987
919	Pallisa District	254319	PALLISA TC HEALTH CENTE III	Health Center III	506374	Government	o/w PHC -NWR (Government)	31,824,522
919	Pallisa District	254319	PALLISA TC HEALTH CENTE III	Health Center III	506374	Government	o/w PHC -NWR (Results-based)	17,655,020
919	Pallisa District	254317	KABOLOI HEALTH CENTRE III	Health Center III	506380	Government	o/w PHC -NWR (Government)	31,824,522
919	Pallisa District	254317	KABOLOI HEALTH CENTRE III	Health Center III	506380	Government	o/w PHC -NWR (Results-based)	18,490,674
919	Pallisa District	254314	OLOK HEALTH CENTRE III	Health Center III	506385	Government	o/w PHC -NWR (Government)	31,824,522
919	Pallisa District	254314	OLOK HEALTH CENTRE III	Health Center III	506385	Government	o/w PHC -NWR (Results-based)	18,126,255
919	Pallisa District	254313	KIBALE HEALTH CENTRE III	Health Center III	506381	Government	o/w PHC -NWR (Government)	31,824,522
919	Pallisa District	254313	KIBALE HEALTH CENTRE III	Health Center III	506381	Government	o/w PHC -NWR (Results-based)	29,316,109

Vote Code	Local Government	Cost Centre ID	Cost Centre Name	Cost Centre Type	Supplier Number	Ownership	Grant Title	2023/24 Approved Budget
919	Pallisa District	254315	OLADOT HEALTH CENTRE II	Health Center II	506386	Government	o/w PHC -NWR (Government)	15,912,261
919	Pallisa District	254304	GOGONYO HEALTH CENTRE III	Health Center III	506375	Government	o/w PHC -NWR (Government)	31,824,522
919	Pallisa District	254304	GOGONYO HEALTH CENTRE III	Health Center III	506375	Government	o/w PHC -NWR (Results-based)	27,844,839
919	Pallisa District	254301	APOPONG HEALTH CENTRE III	Health Center III	506376	Government	o/w PHC -NWR (Government)	31,824,522
919	Pallisa District	254301	APOPONG HEALTH CENTRE III	Health Center III	506376	Government	o/w PHC -NWR (Results-based)	18,821,166
919	Pallisa District	254302	KAUKULA HEALTH CENTRE II	Health Center II	507266	Government	o/w PHC -NWR (Government)	15,912,261
919 Total								1,402,156,886
920	Rakai District	254401	Lwanda HC III	Health Center III	504245	Government	o/w PHC -NWR (Government)	19,324,567
920	Rakai District	254401	Lwanda HC III	Health Center III	504245	Government	o/w PHC -NWR (Results-based)	13,963,109
920	Rakai District	254402	Butiti HC II	Health Center II	504254	Government	o/w PHC -NWR (Government)	9,662,284
920	Rakai District	254403	KAYAYUMBE HEALTH UNIT CENTER	Health Center II	504241	UCMB	o/w PHC -NWR (PNFP)	4,132,706
920	Rakai District	254395	LWAMAGGWA PARISH DISPENSARY	Health Center II	504240	Government	o/w PHC -NWR (Government)	9,662,284
920	Rakai District	254404	MBUYE DISPENSARY	Health Center III	118261	UCMB	o/w PHC -NWR (PNFP)	8,265,413
920	Rakai District	254404	MBUYE DISPENSARY	Health Center III	118261	UCMB	o/w PHC -NWR (Results-based)	8,968,413
920	Rakai District	254334	ST BERNARDS MANNYA HEALTH CENT	Health Center III	504243	UCMB	o/w PHC -NWR (PNFP)	8,265,413
920	Rakai District	254334	ST BERNARDS MANNYA HEALTH CENT	Health Center III	504243	UCMB	o/w PHC -NWR (Results-based)	12,682,994
920	Rakai District	254329	Kibaale HC II	Health Center II	548224	Government	o/w PHC -NWR (Government)	9,662,284
920	Rakai District	254382	Lwembajjo HC II	Health Center II	504253	Government	o/w PHC -NWR (Government)	9,662,284
920	Rakai District	254325	BbaaleGundaHC II	Health Center II	504293	Government	o/w PHC -NWR (Government)	9,662,284
920	Rakai District	254370	Kibanda HC III	Health Center III	504287	Government	o/w PHC -NWR (Government)	19,324,567

Vote Code	Local Government	Cost Centre ID	Cost Centre Name	Cost Centre Type	Supplier Number	Ownership	Grant Title	2023/24 Approved Budget
920	Rakai District	254370	Kibanda HC III	Health Center III	504287	Government	o/w PHC -NWR (Results-based)	14,520,950
920	Rakai District	254371	Magabi HC II	Health Center II	504294	Government	o/w PHC -NWR (Government)	9,662,284
920	Rakai District	256222	RAKAI HOSPITAL	Hospital	113992	Government	o/w PHC Hospital -NWR (Government)	433,361,359
920	Rakai District	254372	Kifamba HC III	Health Center III	504286	Government	o/w PHC -NWR (Government)	19,324,567
920	Rakai District	254372	Kifamba HC III	Health Center III	504286	Government	o/w PHC -NWR (Results-based)	16,287,020
920	Rakai District	254381	Kyalulangira HC III	Health Center III	504244	Government	o/w PHC -NWR (Government)	19,324,567
920	Rakai District	254381	Kyalulangira HC III	Health Center III	504244	Government	o/w PHC -NWR (Results-based)	14,787,112
920	Rakai District	254341	Byakabanda HC III	Health Center III	506638	Government	o/w PHC -NWR (Government)	19,324,567
920	Rakai District	254341	Byakabanda HC III	Health Center III	506638	Government	o/w PHC -NWR (Results-based)	15,229,349
920	Rakai District	256903	Kyempewo HC II	Health Center II	506642	Government	o/w PHC -NWR (Government)	9,662,284
920	Rakai District	254342	Michungiro HC II	Health Center II	506640	Government	o/w PHC -NWR (Government)	9,662,284
920	Rakai District	254378	Kiziba HC II	Health Center III	504251	Government	o/w PHC -NWR (Government)	19,324,567
920	Rakai District	254378	Kiziba HC II	Health Center III	504251	Government	o/w PHC -NWR (Results-based)	17,950,456
920	Rakai District	254379	Lukerere HC II	Health Center II	504252	Government	o/w PHC -NWR (Government)	9,662,284
920	Rakai District	254332	Rwensinga HC II	Health Center II	504250	Government	o/w PHC -NWR (Government)	9,662,284
920	Rakai District	254355	Kagamba HC II	Health Center II	504259	Government	o/w PHC -NWR (Government)	9,662,284
920	Rakai District	254354	Kasankala HC II	Health Center II	504258	Government	o/w PHC -NWR (Government)	9,662,284
920	Rakai District	254356	Kimuli HC III	Health Center III	504248	Government	o/w PHC -NWR (Government)	19,324,567
920	Rakai District	254356	Kimuli HC III	Health Center III	504248	Government	o/w PHC -NWR (Results-based)	18,604,016
920	Rakai District	254331	RCBHP KASANKALA	Health Center II	504232	PNFP	o/w PHC -NWR (PNFP)	4,273,031

Vote Code	Local Government	Cost Centre ID	Cost Centre Name	Cost Centre Type	Supplier Number	Ownership	Grant Title	2023/24 Approved Budget
920	Rakai District	254343	BUYAMBA DISP AND MATERNITY UN	Health Center III	504239	UCMB	o/w PHC -NWR (PNFP)	8,265,413
920	Rakai District	254343	BUYAMBA DISP AND MATERNITY UN	Health Center III	504239	UCMB	o/w PHC -NWR (Results-based)	12,442,028
920	Rakai District	254344	Buyamba HC III	Health Center III	504246	Government	o/w PHC -NWR (Government)	19,324,567
920	Rakai District	254344	Buyamba HC III	Health Center III	504246	Government	o/w PHC -NWR (Results-based)	13,049,305
920	Rakai District	254352	Kacheera HC III	Health Center III	504247	Government	o/w PHC -NWR (Government)	19,324,567
920	Rakai District	254352	Kacheera HC III	Health Center III	504247	Government	o/w PHC -NWR (Results-based)	19,280,720
920	Rakai District	254345	Kaleere HC II	Health Center II	504256	Government	o/w PHC -NWR (Government)	9,662,284
920	Rakai District	254353	Katatenga HC II	Health Center II	504265	Government	o/w PHC -NWR (Government)	9,662,284
920	Rakai District	254346	Kayonza Ddwaniro Health Center	Health Center II	504267	Government	o/w PHC -NWR (Government)	9,662,284
920	Rakai District	254347	Kayonza Kacheera HC II	Health Center II	504266	Government	o/w PHC -NWR (Government)	9,662,284
920	Rakai District	254348	Lwakalolo HC II	Health Center II	504255	Government	o/w PHC -NWR (Government)	9,662,284
920	Rakai District	254399	Bugona HC II	Health Center II	504263	Government	o/w PHC -NWR (Government)	9,662,284
920	Rakai District	254396	Kabusota HC II	Health Center II	504264	Government	o/w PHC -NWR (Government)	9,662,284
920	Rakai District	254397	Kakundi HC II	Health Center II	504261	Government	o/w PHC -NWR (Government)	9,662,284
920	Rakai District	254398	Kibuuka HC II	Health Center II	506641	Government	o/w PHC -NWR (Government)	9,662,284
920	Rakai District	254400	Kyabigondo HC II	Health Center II	504262	Government	o/w PHC -NWR (Government)	9,662,284
920	Rakai District	254394	Lwamaggwa HC III	Health Center III	506639	UCMB	o/w PHC -NWR (PNFP)	8,265,413
920	Rakai District	254394	Lwamaggwa HC III	Health Center III	506639	UCMB	o/w PHC -NWR (Results-based)	6,795,855
920	Rakai District	254357	Lwabakooba HC II	Health Center II	504257	Government	o/w PHC -NWR (Government)	9,662,284
920 Total								1,055,543,704

Vote Code	Local Government	Cost Centre ID	Cost Centre Name	Cost Centre Type	Supplier Number	Ownership	Grant Title	2023/24 Approved Budget
921	Rubanda District	253191	Ikamiro HC II	Health Center II	505081	Government	o/w PHC -NWR (Government)	6,290,692
921	Rubanda District	256111	Hamurwa HC IV	Health Center IV	505044	Government	o/w PHC -NWR (Government)	62,906,924
921	Rubanda District	256111	Hamurwa HC IV	Health Center IV	505044	Government	o/w PHC -NWR (Results-based)	34,711,072
921	Rubanda District	253124	Bigungiro HC II	Health Center II	505050	Government	o/w PHC -NWR (Government)	6,290,692
921	Rubanda District	253121	Bubare HC III	Health Center III	505045	Government	o/w PHC -NWR (Government)	12,581,385
921	Rubanda District	253121	Bubare HC III	Health Center III	505045	Government	o/w PHC -NWR (Results-based)	13,320,666
921	Rubanda District	253123	Kagarama HC II	Health Center II	505047	Government	o/w PHC -NWR (Government)	6,290,692
921	Rubanda District	253122	Kibuzigye HC II	Health Center II	505046	Government	o/w PHC -NWR (Government)	6,290,692
921	Rubanda District	253148	Kigazi HC II	Health Center II	505053	Government	o/w PHC -NWR (Government)	6,290,692
921	Rubanda District	253111	Butare HC II	Health Center II	505057	Government	o/w PHC -NWR (Government)	6,290,692
921	Rubanda District	253192	Kaara HC II	Health Center II	507099	Government	o/w PHC -NWR (Government)	6,290,692
921	Rubanda District	253193	Kabere HC II	Health Center II	505060	Government	o/w PHC -NWR (Government)	6,290,692
921	Rubanda District	255913	Kyenya HC II	Health Center II	507107	UPMB	o/w PHC -NWR (PNFP)	3,374,623
921	Rubanda District	255907	Muko Parish III	Health Center III	507108	UCMB	o/w PHC -NWR (PNFP)	6,749,247
921	Rubanda District	255907	Muko Parish III	Health Center III	507108	UCMB	o/w PHC -NWR (Results-based)	10,911,865
921	Rubanda District	255905	Kakore HC II	Health Center II	505087	UCMB	o/w PHC -NWR (PNFP)	3,374,623
921	Rubanda District	253153	Kiyembe HC II	Health Center II	507100	Government	o/w PHC -NWR (Government)	6,290,692
921	Rubanda District	253147	Mpungu HC III	Health Center III	505051	Government	o/w PHC -NWR (Government)	12,581,385
921	Rubanda District	253147	Mpungu HC III	Health Center III	505051	Government	o/w PHC -NWR (Results-based)	7,784,706
921	Rubanda District	253149	Shebeya HC II	Health Center II	505052	Government	o/w PHC -NWR (Government)	6,290,692

Vote Code	Local Government	Cost Centre ID	Cost Centre Name	Cost Centre Type	Supplier Number	Ownership	Grant Title	2023/24 Approved Budget
921	Rubanda District	253126	Bufundi HC III	Health Center III	505055	Government	o/w PHC -NWR (Government)	12,581,385
921	Rubanda District	253126	Bufundi HC III	Health Center III	505055	Government	o/w PHC -NWR (Results-based)	13,259,247
921	Rubanda District	253114	Kagunga HC II	Health Center II	505059	Government	o/w PHC -NWR (Government)	6,290,692
921	Rubanda District	253174	Kashasha HC II	Health Center II	507098	Government	o/w PHC -NWR (Government)	6,290,692
921	Rubanda District	255904	Kishanje HC II	Health Center II	505088	UCMB	o/w PHC -NWR (PNFP)	3,374,623
921	Rubanda District	253127	Mugyera HC II	Health Center II	505058	Government	o/w PHC -NWR (Government)	6,290,692
921	Rubanda District	253151	Ihunga HC II	Health Center II	504226	Government	o/w PHC -NWR (Government)	6,290,692
921	Rubanda District	253150	Ikumba HC III	Health Center III	505061	Government	o/w PHC -NWR (Government)	12,581,385
921	Rubanda District	253150	Ikumba HC III	Health Center III	505061	Government	o/w PHC -NWR (Results-based)	10,591,672
921	Rubanda District	253154	Mushanje HC II	Health Center II	505062	Government	o/w PHC -NWR (Government)	6,290,692
921	Rubanda District	253155	Nyamabare HC II	Health Center II	505063	Government	o/w PHC -NWR (Government)	6,290,692
921	Rubanda District	255911	Ruhija HC II	Health Center II	507106	UPMB	o/w PHC -NWR (PNFP)	3,374,623
921	Rubanda District	253152	Ruhija HC III	Health Center III	505056	Government	o/w PHC -NWR (Government)	12,581,385
921	Rubanda District	253152	Ruhija HC III	Health Center III	505056	Government	o/w PHC -NWR (Results-based)	13,371,286
921	Rubanda District	253195	Bwindi HC III	Health Center III	505049	Government	o/w PHC -NWR (Government)	12,581,385
921	Rubanda District	253195	Bwindi HC III	Health Center III	505049	Government	o/w PHC -NWR (Results-based)	10,438,994
921	Rubanda District	255914	Hakishenyi HC II	Health Center II	505092	UCMB	o/w PHC -NWR (PNFP)	3,374,623
921	Rubanda District	253125	Nangara HC II	Health Center II	505048	Government	o/w PHC -NWR (Government)	6,290,692
921	Rubanda District	256114	Muko HC IV	Health Center IV	505054	Government	o/w PHC -NWR (Government)	62,906,924
921	Rubanda District	256114	Muko HC IV	Health Center IV	505054	Government	o/w PHC -NWR (Results-based)	39,273,796

Vote Code	Local Government	Cost Centre ID	Cost Centre Name	Cost Centre Type	Supplier Number	Ownership	Grant Title	2023/24 Approved Budget
921	Rubanda District	253208	Nyaruhanga HC II	Health Center II	505079	Government	o/w PHC -NWR (Government)	6,290,692
921	Rubanda District	255910	Rubanda PHC III	Health Center III	505089	UCMB	o/w PHC -NWR (PNFP)	6,749,247
921	Rubanda District	255910	Rubanda PHC III	Health Center III	505089	UCMB	o/w PHC -NWR (Results-based)	11,783,692
921 Total								510,353,229
922	Rubirizi District	255674	KICHWAMBA HEALTH CENTRE III	Health Center III	505406	Government	o/w PHC -NWR (Government)	12,759,514
922	Rubirizi District	255674	KICHWAMBA HEALTH CENTRE III	Health Center III	505406	Government	o/w PHC -NWR (Results-based)	11,647,168
922	Rubirizi District	255676	KYABAKARA HEALTH CENTRE II	Health Center II	505407	Government	o/w PHC -NWR (Government)	6,379,757
922	Rubirizi District	273887	Mubanda HC III	Health Center III	862276	Government	o/w PHC -NWR (Government)	12,759,514
922	Rubirizi District	273887	Mubanda HC III	Health Center III	862276	Government	o/w PHC -NWR (Results-based)	3,885,854
922	Rubirizi District	272449	MUSHUMBA HC III	Health Center II	505412	Government	o/w PHC -NWR (Government)	6,379,757
922	Rubirizi District	256339	RUGAZI HC IV	Health Center IV	506947	Government	o/w PHC -NWR (Government)	63,797,568
922	Rubirizi District	256339	RUGAZI HC IV	Health Center IV	506947	Government	o/w PHC -NWR (Results-based)	66,008,896
922	Rubirizi District	255678	RUGAZI MISSION DISPENSARY	Health Center II	506951	UCMB	o/w PHC -NWR (PNFP)	7,193,975
922	Rubirizi District	255675	RUMURI HEALTH CENTRE II	Health Center II	506950	Government	o/w PHC -NWR (Government)	6,379,757
922	Rubirizi District	255670	KASHAKA HEALTH CENTRE II	Health Center II	506949	Government	o/w PHC -NWR (Government)	6,379,757
922	Rubirizi District	255671	KATUNGURU HEALTH CENTRE III	Health Center III	505405	Government	o/w PHC -NWR (Government)	12,759,514
922	Rubirizi District	255671	KATUNGURU HEALTH CENTRE III	Health Center III	505405	Government	o/w PHC -NWR (Results-based)	5,507,425
922	Rubirizi District	255672	KAZINGA HEALTH CENTRE II	Health Center II	505409	Government	o/w PHC -NWR (Government)	6,379,757
922	Rubirizi District	255673	KISHENYI HEALTH CENTRE II	Health Center II	505410	Government	o/w PHC -NWR (Government)	6,379,757
922	Rubirizi District	255677	BUTOHA HEALTH CENTRE II	Health Center III	505411	Government	o/w PHC -NWR (Government)	12,759,514

Vote Code	Local Government	Cost Centre ID	Cost Centre Name	Cost Centre Type	Supplier Number	Ownership	Grant Title	2023/24 Approved Budget
922	Rubirizi District	255677	BUTOHA HEALTH CENTRE II	Health Center III	505411	Government	o/w PHC -NWR (Results-based)	8,108,659
922	Rubirizi District	255680	Ndangaro HC III	Health Center III	505413	Government	o/w PHC -NWR (Government)	12,759,514
922	Rubirizi District	255680	Ndangaro HC III	Health Center III	505413	Government	o/w PHC -NWR (Results-based)	6,694,041
922	Rubirizi District	255679	RUTOTO SDA DISPENSARY PHC	Health Center II	505414	UPMB	o/w PHC -NWR (PNFP)	7,193,975
922	Rubirizi District	272448	MUNYONYI HC II	Health Center III	862275	Government	o/w PHC -NWR (Government)	12,759,514
922	Rubirizi District	272448	MUNYONYI HC II	Health Center III	862275	Government	o/w PHC -NWR (Results-based)	8,055,216
922	Rubirizi District	255669	KATERERA HCIII	Health Center III	506948	Government	o/w PHC -NWR (Government)	12,759,514
922	Rubirizi District	255669	KATERERA HCIII	Health Center III	506948	Government	o/w PHC -NWR (Results-based)	27,090,986
922	Rubirizi District	256864	KIRUGU SUB COUNTY HEALTH SERVI	Health Center II	505408	Government	o/w PHC -NWR (Government)	6,379,757
922 Total								349,158,652
923	Rukiga District	253170	Bucundura HC II	Health Center II	507103	Government	o/w PHC -NWR (Government)	4,234,280
923	Rukiga District	253139	BukindaHC III	Health Center III	505039	Government	o/w PHC -NWR (Government)	8,468,560
923	Rukiga District	253139	BukindaHC III	Health Center III	505039	Government	o/w PHC -NWR (Results-based)	9,439,822
923	Rukiga District	253131	Kafunjo Nyakarambi HCII	Health Center II	505072	Government	o/w PHC -NWR (Government)	4,234,280
923	Rukiga District	253134	Kakatunda HC III	Health Center III	505090	UCMB	o/w PHC -NWR (PNFP)	4,040,274
923	Rukiga District	253134	Kakatunda HC III	Health Center III	505090	UCMB	o/w PHC -NWR (Results-based)	6,722,470
923	Rukiga District	253173	Kashambya HC III	Health Center III	505065	Government	o/w PHC -NWR (Government)	8,468,560
923	Rukiga District	253173	Kashambya HC III	Health Center III	505065	Government	o/w PHC -NWR (Results-based)	7,761,792
923	Rukiga District	253201	Kihanga HC III	Health Center III	505075	UPMB	o/w PHC -NWR (PNFP)	4,040,274
923	Rukiga District	253201	Kihanga HC III	Health Center III	505075	UPMB	o/w PHC -NWR (Results-based)	6,266,508

Vote Code	Local Government	Cost Centre ID	Cost Centre Name	Cost Centre Type	Supplier Number	Ownership	Grant Title	2023/24 Approved Budget
923	Rukiga District	253169	Kitanga HC III	Health Center III	505091	UCMB	o/w PHC -NWR (PNFP)	4,040,274
923	Rukiga District	253169	Kitanga HC III	Health Center III	505091	UCMB	o/w PHC -NWR (Results-based)	3,771,527
923	Rukiga District	253171	KitangaHC II	Health Center II	115877	Government	o/w PHC -NWR (Government)	4,234,280
923	Rukiga District	253172	Kitunga HC II	Health Center II	505070	Government	o/w PHC -NWR (Government)	4,234,280
923	Rukiga District	256117	Mparo HC IV	Health Center IV	505064	Government	o/w PHC -NWR (Government)	42,342,802
923	Rukiga District	256117	Mparo HC IV	Health Center IV	505064	Government	o/w PHC -NWR (Results-based)	27,144,750
923	Rukiga District	253138	Muhanga HC II	Health Center II	505076	UPMB	o/w PHC -NWR (PNFP)	2,020,137
923	Rukiga District	253118	Mukyogo HC II	Health Center II	505073	Government	o/w PHC -NWR (Government)	4,234,280
923	Rukiga District	253161	Nyakashebeya HC II	Health Center II	507104	Government	o/w PHC -NWR (Government)	4,234,280
923	Rukiga District	256112	Kamwezi HC IV	Health Center IV	507094	Government	o/w PHC -NWR (Government)	42,342,802
923	Rukiga District	256112	Kamwezi HC IV	Health Center IV	507094	Government	o/w PHC -NWR (Results-based)	18,046,572
923	Rukiga District	253167	Kamwezi Kashekye Health Unit	Health Center III	507109	UCMB	o/w PHC -NWR (PNFP)	3,724,234
923	Rukiga District	253167	Kamwezi Kashekye Health Unit	Health Center III	507109	UCMB	o/w PHC -NWR (Results-based)	3,566,753
923	Rukiga District	253117	Kyongo HC III	Health Center III	505040	Government	o/w PHC -NWR (Government)	8,468,560
923	Rukiga District	253117	Kyongo HC III	Health Center III	505040	Government	o/w PHC -NWR (Results-based)	3,726,509
923	Rukiga District	253120	Rwenyangye HC II	Health Center II	505042	Government	o/w PHC -NWR (Government)	4,234,280
923	Rukiga District	253135	KandagoHC II	Health Center II	115873	Government	o/w PHC -NWR (Government)	4,234,280
923	Rukiga District	253136	Karorwa HC II	Health Center II	507097	Government	o/w PHC -NWR (Government)	4,234,280
923	Rukiga District	253137	Kyerero HC II	Health Center II	505041	Government	o/w PHC -NWR (Government)	4,234,280
923	Rukiga District	253204	Ibugwe HC II	Health Center II	507102	Government	o/w PHC -NWR (Government)	4,234,280

Vote Code	Local Government	Cost Centre ID	Cost Centre Name	Cost Centre Type	Supplier Number	Ownership	Grant Title	2023/24 Approved Budget
923	Rukiga District	253200	Ibumba HC II	Health Center II	505067	Government	o/w PHC -NWR (Government)	4,234,280
923	Rukiga District	256916	KahamaHC II	Health Center II	507105	Government	o/w PHC -NWR (Government)	4,234,280
923	Rukiga District	253168	Kibanda HC II	Health Center II	507096	Government	o/w PHC -NWR (Government)	4,234,280
923	Rukiga District	253205	Kitojo HC II	Health Center II	505068	Government	o/w PHC -NWR (Government)	4,234,280
923	Rukiga District	253206	Noozi HC II	Health Center II	507101	Government	o/w PHC -NWR (Government)	4,234,280
923	Rukiga District	253202	Nyakarambi HC II	Health Center II	115937	UPMB	o/w PHC -NWR (PNFP)	2,020,137
923	Rukiga District	272471	NYARURAMBI HC II	Health Center II	505066	Government	o/w PHC -NWR (Government)	4,234,280
923	Rukiga District	253207	Rwanjura HC III	Health Center III	505069	Government	o/w PHC -NWR (Government)	8,468,560
923	Rukiga District	253207	Rwanjura HC III	Health Center III	505069	Government	o/w PHC -NWR (Results-based)	2,714,983
923 Total								299,589,621
924	Rukungiri District	254439	BWAMBARA HC III	Health Center III	506519	Government	o/w PHC -NWR (Government)	14,446,958
924	Rukungiri District	254439	BWAMBARA HC III	Health Center III	506519	Government	o/w PHC -NWR (Results-based)	20,533,409
924	Rukungiri District	256223	Karoli Lwanga Hospital Nyakibale	Hospital	506560	UCMB	o/w PHC Hospital -NWR (PNFP)	283,494,626
924	Rukungiri District	254440	KIKARARA HC II	Health Center II	506532	Government	o/w PHC -NWR (Government)	7,223,479
924	Rukungiri District	254441	KIKONGI HC II	Health Center II	506527	Government	o/w PHC -NWR (Government)	7,223,479
924	Rukungiri District	254442	RWENSHAMA HC III	Health Center III	506521	Government	o/w PHC -NWR (Government)	14,446,958
924	Rukungiri District	254442	RWENSHAMA HC III	Health Center III	506521	Government	o/w PHC -NWR (Results-based)	5,024,725
924	Rukungiri District	254458	Rwerere HC II	Health Center II	507216	UPMB	o/w PHC -NWR (PNFP)	2,793,076
924	Rukungiri District	254450	BIKUNGU HC II	Health Center II	506509	Government	o/w PHC -NWR (Government)	7,223,479
924	Rukungiri District	254449	KARUHEMBE HC II	Health Center III	507199	Government	o/w PHC -NWR (Government)	14,446,958

Vote Code	Local Government	Cost Centre ID	Cost Centre Name	Cost Centre Type	Supplier Number	Ownership	Grant Title	2023/24 Approved Budget
924	Rukungiri District	254449	KARUHEMBE HC II	Health Center III	507199	Government	o/w PHC -NWR (Results-based)	5,749,093
924	Rukungiri District	256917	Mabanga HC II	Health Center II	507211	UPMB	o/w PHC -NWR (PNFP)	2,793,076
924	Rukungiri District	254468	BUNONO HC II	Health Center II	506515	Government	o/w PHC -NWR (Government)	7,223,479
924	Rukungiri District	254469	BURORA HCII	Health Center II	507202	Government	o/w PHC -NWR (Government)	7,223,479
924	Rukungiri District	254470	BWANGA HC II	Health Center II	506508	Government	o/w PHC -NWR (Government)	7,223,479
924	Rukungiri District	254466	IBANDA HC II	Health Center II	548291	Government	o/w PHC -NWR (Government)	7,223,479
924	Rukungiri District	254472	IHUNGA HCII	Health Center II	506510	Government	o/w PHC -NWR (Government)	7,223,479
924	Rukungiri District	254473	KABUGA HC II	Health Center II	507204	Government	o/w PHC -NWR (Government)	7,223,479
924	Rukungiri District	254467	KISIIZI HC III	Health Center III	506504	Government	o/w PHC -NWR (Government)	14,446,958
924	Rukungiri District	254467	KISIIZI HC III	Health Center III	506504	Government	o/w PHC -NWR (Results-based)	15,123,062
924	Rukungiri District	256228	Kisiizi Hospital Delegated Fund	Hospital	506507	UPMB	o/w PHC Hospital -NWR (PNFP)	222,472,568
924	Rukungiri District	254474	NYABUSHENYI HC II	Health Center II	548220	Government	o/w PHC -NWR (Government)	7,223,479
924	Rukungiri District	254471	Nyarushanje HC III	Health Center III	506540	UCMB	o/w PHC -NWR (PNFP)	5,586,152
924	Rukungiri District	254471	Nyarushanje HC III	Health Center III	506540	UCMB	o/w PHC -NWR (Results-based)	9,225,178
924	Rukungiri District	254475	RUYONZA HCII	Health Center II	506513	Government	o/w PHC -NWR (Government)	7,223,479
924	Rukungiri District	254436	BUHANDAGAZI HCII	Health Center II	506517	Government	o/w PHC -NWR (Government)	7,223,479
924	Rukungiri District	254461	Kafunjo HCII	Health Center II	505072	UPMB	o/w PHC -NWR (PNFP)	2,793,076
924	Rukungiri District	272864	Karishonga HC II	Health Center II	917095	Government	o/w PHC -NWR (Government)	7,223,479
924	Rukungiri District	254435	KASHESHE HC II	Health Center III	506506	Government	o/w PHC -NWR (Government)	14,446,958
924	Rukungiri District	254435	KASHESHE HC II	Health Center III	506506	Government	o/w PHC -NWR (Results-based)	2,698,273

Vote Code	Local Government	Cost Centre ID	Cost Centre Name	Cost Centre Type	Supplier Number	Ownership	Grant Title	2023/24 Approved Budget
924	Rukungiri District	254433	Kitojo HC II	Health Center II	548319	UPMB	o/w PHC -NWR (PNFP)	2,793,076
924	Rukungiri District	254445	Nyakabungo HC II	Health Center II	506538	UPMB	o/w PHC -NWR (PNFP)	2,793,076
924	Rukungiri District	254437	RUBANGA HC II	Health Center II	507200	Government	o/w PHC -NWR (Government)	7,223,479
924	Rukungiri District	254432	RWAMUHIMA HC II	Health Center II	506514	Government	o/w PHC -NWR (Government)	7,223,479
924	Rukungiri District	256929	Kafunjo Health Centre II	Health Center II	554556	Government	o/w PHC -NWR (Government)	7,223,479
924	Rukungiri District	254462	KATONYA HC II	Health Center II	507201	Government	o/w PHC -NWR (Government)	7,223,479
924	Rukungiri District	256928	Murama Health Centre II	Health Center II	554555	Government	o/w PHC -NWR (Government)	7,223,479
924	Rukungiri District	254464	NGOMA HC II	Health Center II	507203	Government	o/w PHC -NWR (Government)	7,223,479
924	Rukungiri District	254460	Nyakishenyi HC III	Health Center III	506539	UCMB	o/w PHC -NWR (PNFP)	5,586,152
924	Rukungiri District	254460	Nyakishenyi HC III	Health Center III	506539	UCMB	o/w PHC -NWR (Results-based)	6,212,665
924	Rukungiri District	256927	Nyakishenyi Health Unit	Health Center III	554554	Government	o/w PHC -NWR (Government)	14,446,958
924	Rukungiri District	256927	Nyakishenyi Health Unit	Health Center III	554554	Government	o/w PHC -NWR (Results-based)	18,790,868
924	Rukungiri District	254465	NYARUGANDO HC II	Health Center II	506516	Government	o/w PHC -NWR (Government)	7,223,479
924	Rukungiri District	254434	BUYANJA HC III	Health Center III	506505	Government	o/w PHC -NWR (Government)	14,446,958
924	Rukungiri District	254434	BUYANJA HC III	Health Center III	506505	Government	o/w PHC -NWR (Results-based)	14,614,700
924	Rukungiri District	254415	Kyamakanda HCII	Health Center II	506543	UPMB	o/w PHC -NWR (PNFP)	2,793,076
924	Rukungiri District	254424	Rwakirungura HC II	Health Center II	506542	UPMB	o/w PHC -NWR (PNFP)	2,793,076
924	Rukungiri District	254443	GARUBUNDA	Health Center II	506511	Government	o/w PHC -NWR (Government)	7,223,479
924	Rukungiri District	254444	KAHENGYE HCII	Health Center II	506512	Government	o/w PHC -NWR (Government)	7,223,479
924	Rukungiri District	272489	KAVUUYA MEMORIAL HC III	Health Center III	864110	Government	o/w PHC -NWR (Government)	14,446,958

Vote Code	Local Government	Cost Centre ID	Cost Centre Name	Cost Centre Type	Supplier Number	Ownership	Grant Title	2023/24 Approved Budget
924	Rukungiri District	272489	KAVUUYA MEMORIAL HC III	Health Center III	864110	Government	o/w PHC -NWR (Results-based)	19,451,995
924	Rukungiri District	256227	KEBISONI HC IV	Health Center IV	507198	Government	o/w PHC -NWR (Government)	72,234,791
924	Rukungiri District	256227	KEBISONI HC IV	Health Center IV	507198	Government	o/w PHC -NWR (Results-based)	38,328,265
924	Rukungiri District	254448	Ndama HC III	Health Center III	507210	UCMB	o/w PHC -NWR (PNFP)	5,586,152
924	Rukungiri District	254448	Ndama HC III	Health Center III	507210	UCMB	o/w PHC -NWR (Results-based)	11,875,065
924	Rukungiri District	254447	Nyakazinga HC II	Health Center II	506541	UPMB	o/w PHC -NWR (PNFP)	2,793,076
924	Rukungiri District	254453	Kahoko Health Centre II	Health Center II	506549	UCMB	o/w PHC -NWR (PNFP)	2,793,076
924	Rukungiri District	254457	Masya C.O.U Health Centre II	Health Center II	554553	UPMB	o/w PHC -NWR (PNFP)	2,793,076
924	Rukungiri District	254456	MASYA HC II	Health Center II	507215	Government	o/w PHC -NWR (Government)	7,223,479
924	Rukungiri District	254417	Mitoma HC II	Health Center II	506551	UPMB	o/w PHC -NWR (PNFP)	2,793,076
924	Rukungiri District	254454	NYAKAGYEME HC III	Health Center III	507205	Government	o/w PHC -NWR (Government)	14,446,958
924	Rukungiri District	254454	NYAKAGYEME HC III	Health Center III	507205	Government	o/w PHC -NWR (Results-based)	14,304,643
924	Rukungiri District	254459	NYAKINENGO HC II	Health Center II	506530	Government	o/w PHC -NWR (Government)	7,223,479
924	Rukungiri District	254451	RUGANDO HCII	Health Center II	506531	Government	o/w PHC -NWR (Government)	7,223,479
924	Rukungiri District	254452	RUTEETE HC II	Health Center II	507209	Government	o/w PHC -NWR (Government)	7,223,479
924	Rukungiri District	256224	BUGANGARI HC IV	Health Center IV	506518	Government	o/w PHC -NWR (Government)	72,234,791
924	Rukungiri District	256224	BUGANGARI HC IV	Health Center IV	506518	Government	o/w PHC -NWR (Results-based)	37,653,296
924	Rukungiri District	254425	Katerampungu HC II	Health Center II	506552	UPMB	o/w PHC -NWR (PNFP)	2,793,076
924	Rukungiri District	254426	KYABURERE HCII	Health Center II	506529	Government	o/w PHC -NWR (Government)	7,223,479
924	Rukungiri District	254427	NYABITEETE HC II	Health Center II	506522	Government	o/w PHC -NWR (Government)	7,223,479

Vote Code	Local Government	Cost Centre ID	Cost Centre Name	Cost Centre Type	Supplier Number	Ownership	Grant Title	2023/24 Approved Budget
924	Rukungiri District	254455	NYAKARIRO HC II	Health Center II	506523	Government	o/w PHC -NWR (Government)	7,223,479
924	Rukungiri District	254423	Rwakigaju HC II	Health Center II	506547	UPMB	o/w PHC -NWR (PNFP)	2,793,076
924	Rukungiri District	254422	Rwengiri HC III	Health Center III	506544	UCMB	o/w PHC -NWR (PNFP)	5,586,152
924	Rukungiri District	254422	Rwengiri HC III	Health Center III	506544	UCMB	o/w PHC -NWR (Results-based)	8,379,009
924	Rukungiri District	254476	Burombe HC III	Health Center III	506554	UPMB	o/w PHC -NWR (PNFP)	5,586,152
924	Rukungiri District	254476	Burombe HC III	Health Center III	506554	UPMB	o/w PHC -NWR (Results-based)	13,549,478
924	Rukungiri District	254418	NDEERE HC11	Health Center II	506528	Government	o/w PHC -NWR (Government)	7,223,479
924	Rukungiri District	254479	NYARWIMUKA HC II	Health Center II	506524	Government	o/w PHC -NWR (Government)	7,223,479
924	Rukungiri District	254477	RUHINDA HC III	Health Center III	507206	Government	o/w PHC -NWR (Government)	14,446,958
924	Rukungiri District	254477	RUHINDA HC III	Health Center III	507206	Government	o/w PHC -NWR (Results-based)	21,111,002
924	Rukungiri District	254478	Rwabukoba HC II	Health Center II	506550	UPMB	o/w PHC -NWR (PNFP)	2,793,076
924	Rukungiri District	254421	Rweshama HC II	Health Center II	506559	PNFP	o/w PHC -NWR (PNFP)	2,793,076
924	Rukungiri District	256225	BUHUNGA HC IV	Health Center IV	506520	Government	o/w PHC -NWR (Government)	72,234,791
924	Rukungiri District	256225	BUHUNGA HC IV	Health Center IV	506520	Government	o/w PHC -NWR (Results-based)	36,398,421
924	Rukungiri District	254428	BWANDA HCII	Health Center II	507207	Government	o/w PHC -NWR (Government)	7,223,479
924	Rukungiri District	254431	KAKAMBA HCII	Health Center II	506525	Government	o/w PHC -NWR (Government)	7,223,479
924	Rukungiri District	254430	Kibirizi HC III	Health Center III	507213	UCMB	o/w PHC -NWR (PNFP)	5,586,152
924	Rukungiri District	254430	Kibirizi HC III	Health Center III	507213	UCMB	o/w PHC -NWR (Results-based)	10,175,756
924	Rukungiri District	254463	Murama HC II	Health Center II	506553	Government	o/w PHC -NWR (Government)	7,223,479
924	Rukungiri District	254420	Rutoma HC II	Health Center II	506545	UCMB	o/w PHC -NWR (PNFP)	2,793,076

Vote Code	Local Government	Cost Centre ID	Cost Centre Name	Cost Centre Type	Supplier Number	Ownership	Grant Title	2023/24 Approved Budget
924	Rukungiri District	256896	BIKURUNGU HCIII	Health Center III	506533	Government	o/w PHC -NWR (Government)	14,446,958
924	Rukungiri District	256896	BIKURUNGU HCIII	Health Center III	506533	Government	o/w PHC -NWR (Results-based)	17,760,513
924	Rukungiri District	254438	Burama HC II	Health Center II	507214	UPMB	o/w PHC -NWR (PNFP)	2,793,076
924 Total								1,535,145,026
925	Rwampara District	253949	Kakigani Health centre 11	Health Center II	505299	Government	o/w PHC -NWR (Government)	6,529,087
925	Rwampara District	253950	Kibaare Health centre 11	Health Center II	505297	Government	o/w PHC -NWR (Government)	6,529,087
925	Rwampara District	253951	Kongoro Health centre 11	Health Center II	505298	Government	o/w PHC -NWR (Government)	6,529,087
925	Rwampara District	253948	Ndejja Health centre 111	Health Center III	505287	Government	o/w PHC -NWR (Government)	13,058,174
925	Rwampara District	253948	Ndejja Health centre 111	Health Center III	505287	Government	o/w PHC -NWR (Results-based)	11,496,786
925	Rwampara District	253952	Rwentsinga Health centre 11	Health Center II	505300	Government	o/w PHC -NWR (Government)	6,529,087
925	Rwampara District	253961	Ihunga Health Centre 11	Health Center II	505296	Government	o/w PHC -NWR (Government)	6,529,087
925	Rwampara District	253941	Nyabikungu Health centre 11	Health Center II	505295	Government	o/w PHC -NWR (Government)	6,529,087
925	Rwampara District	253953	Nyakabaare Health centre 11	Health Center II	506843	Government	o/w PHC -NWR (Government)	6,529,087
925	Rwampara District	256189	Rwampara Health Sub District	Health Center IV	41752	Government	o/w PHC -NWR (Government)	65,290,870
925	Rwampara District	256189	Rwampara Health Sub District	Health Center IV	41752	Government	o/w PHC -NWR (Results-based)	41,129,760
925	Rwampara District	256190	Bugamba Health centre 1V	Health Center IV	505281	Government	o/w PHC -NWR (Government)	65,290,870
925	Rwampara District	256190	Bugamba Health centre 1V	Health Center IV	505281	Government	o/w PHC -NWR (Results-based)	27,063,522
925	Rwampara District	272936	Kamomo HC II	Health Center II	934238	Government	o/w PHC -NWR (Government)	6,529,087
925	Rwampara District	253932	Kitojo Health centre 11	Health Center II	505303	Government	o/w PHC -NWR (Government)	6,529,087
925	Rwampara District	253933	Ngugo Health centre 11	Health Center II	505302	Government	o/w PHC -NWR (Government)	6,529,087

Vote Code	Local Government	Cost Centre ID	Cost Centre Name	Cost Centre Type	Supplier Number	Ownership	Grant Title	2023/24 Approved Budget
925	Rwampara District	253935	Nyaruhandagazi Health centre 1	Health Center III	505301	Government	o/w PHC -NWR (Government)	13,058,174
925	Rwampara District	253935	Nyaruhandagazi Health centre 1	Health Center III	505301	Government	o/w PHC -NWR (Results-based)	8,142,364
925	Rwampara District	253943	Bushwere Health centre 11	Health Center II	505306	Government	o/w PHC -NWR (Government)	6,529,087
925	Rwampara District	253944	Kigaaga Health centre 11	Health Center II	505307	Government	o/w PHC -NWR (Government)	6,529,087
925	Rwampara District	253946	Kikonkoma Health centre 11	Health Center II	506844	Government	o/w PHC -NWR (Government)	6,529,087
925	Rwampara District	253945	Mwizi Health centre 111	Health Center III	505308	Government	o/w PHC -NWR (Government)	13,058,174
925	Rwampara District	253945	Mwizi Health centre 111	Health Center III	505308	Government	o/w PHC -NWR (Results-based)	18,094,299
925	Rwampara District	253947	Ryamiyonga Health Centre II	Health Center II	552357	Government	o/w PHC -NWR (Government)	6,529,087
925 Total								367,090,212
926	Sembabule District	254495	KABUNDI HEALTH CENTRE II	Health Center II	863080	Government	o/w PHC -NWR (Government)	10,408,337
926	Sembabule District	254488	KAMPALA HEALTH CENTRE II	Health Center II	863074	Government	o/w PHC -NWR (Government)	10,408,337
926	Sembabule District	254494	KAYUNGA HEALTH CENTRE II	Health Center II	863079	Government	o/w PHC -NWR (Government)	10,408,337
926	Sembabule District	254489	KEIZOBA HEALTH CENTRE II	Health Center II	863113	Government	o/w PHC -NWR (Government)	10,408,337
926	Sembabule District	254486	LWEBITAKULI HEALTH CENTRE III	Health Center III	863112	Government	o/w PHC -NWR (Government)	20,816,673
926	Sembabule District	254486	LWEBITAKULI HEALTH CENTRE III	Health Center III	863112	Government	o/w PHC -NWR (Results-based)	16,135,048
926	Sembabule District	254491	LWEMIYAGA HCIII	Health Center III	863069	Government	o/w PHC -NWR (Government)	20,816,673
926	Sembabule District	254491	LWEMIYAGA HCIII	Health Center III	863069	Government	o/w PHC -NWR (Results-based)	14,134,165
926	Sembabule District	254481	MATEETE HEALTH CENTRE III	Health Center III	863068	Government	o/w PHC -NWR (Government)	20,816,673
926	Sembabule District	254481	MATEETE HEALTH CENTRE III	Health Center III	863068	Government	o/w PHC -NWR (Results-based)	31,527,340
926	Sembabule District	272497	MITIIMA HC II	Health Center II	874525	Government	o/w PHC -NWR (Government)	10,408,337

Vote Code	Local Government	Cost Centre ID	Cost Centre Name	Cost Centre Type	Supplier Number	Ownership	Grant Title	2023/24 Approved Budget
926	Sembabule District	254487	NTETE HEALTH CENTRE II	Health Center II	863072	Government	o/w PHC -NWR (Government)	10,408,337
926	Sembabule District	256914	ST AGATHA LWEB HCIII	Health Center III	507069	UCMB	o/w PHC -NWR (PNFP)	15,062,139
926	Sembabule District	256914	ST AGATHA LWEB HCIII	Health Center III	507069	UCMB	o/w PHC -NWR (Results-based)	7,228,463
926	Sembabule District	254482	ST LUCIEN KATIMBA HCIII	Health Center III	504961	UCMB	o/w PHC -NWR (PNFP)	15,062,139
926	Sembabule District	254482	ST LUCIEN KATIMBA HCIII	Health Center III	504961	UCMB	o/w PHC -NWR (Results-based)	10,889,305
926	Sembabule District	272498	BULONGO HC II	Health Center II	874527	Government	o/w PHC -NWR (Government)	10,408,337
926	Sembabule District	272552	KARUSHONSOMEZI HC II	Health Center II	874526	Government	o/w PHC -NWR (Government)	10,408,337
926	Sembabule District	254490	KYEERA HEALTH CENTRE II	Health Center II	863073	Government	o/w PHC -NWR (Government)	10,408,337
926	Sembabule District	254492	MAKOOLE HEALTH CENTRE II	Health Center II	863075	Government	o/w PHC -NWR (Government)	10,408,337
926	Sembabule District	254498	NTUUSI DISP R E HCIII	Health Center III	504962	UCMB	o/w PHC -NWR (PNFP)	15,062,139
926	Sembabule District	254498	NTUUSI DISP R E HCIII	Health Center III	504962	UCMB	o/w PHC -NWR (Results-based)	16,192,211
926	Sembabule District	256229	NTUUSI HEALTH CENTRE IV	Health Center IV	863067	Government	o/w PHC -NWR (Government)	104,083,365
926	Sembabule District	256229	NTUUSI HEALTH CENTRE IV	Health Center IV	863067	Government	o/w PHC -NWR (Results-based)	33,745,170
926	Sembabule District	256925	KASAMBYA HEALTH CENTRE II	Health Center II	863076	Government	o/w PHC -NWR (Government)	10,408,337
926	Sembabule District	254493	MITETE HEALTH CENTRE II	Health Center II	863071	Government	o/w PHC -NWR (Government)	10,408,337
926	Sembabule District	256847	LUGUSULU HEALTH CENTRE III	Health Center III	863111	Government	o/w PHC -NWR (Government)	20,816,673
926	Sembabule District	256847	LUGUSULU HEALTH CENTRE III	Health Center III	863111	Government	o/w PHC -NWR (Results-based)	5,841,323
926	Sembabule District	254496	BUSHEKA HEALTH CENTRE II	Health Center III	863077	Government	o/w PHC -NWR (Government)	20,816,673
926	Sembabule District	254496	BUSHEKA HEALTH CENTRE II	Health Center III	863077	Government	o/w PHC -NWR (Results-based)	8,078,866
926	Sembabule District	256230	SEMBABULE HEALTH CENTRE IV	Health Center IV	863066	Government	o/w PHC -NWR (Government)	104,083,365

Vote Code	Local Government	Cost Centre ID	Cost Centre Name	Cost Centre Type	Supplier Number	Ownership	Grant Title	2023/24 Approved Budget
926	Sembabule District	256230	SEMBABULE HEALTH CENTRE IV	Health Center IV	863066	Government	o/w PHC -NWR (Results-based)	76,602,582
926	Sembabule District	254483	KYABI HEALTH CENTRE III	Health Center III	863110	Government	o/w PHC -NWR (Government)	20,816,673
926	Sembabule District	254483	KYABI HEALTH CENTRE III	Health Center III	863110	Government	o/w PHC -NWR (Results-based)	10,791,397
926	Sembabule District	254497	KASAALU HEALTH CENTRE II	Health Center II	863078	Government	o/w PHC -NWR (Government)	10,408,337
926	Sembabule District	254484	KAGANGO HEALTH CENTRE II	Health Center II	863070	Government	o/w PHC -NWR (Government)	10,408,337
926	Sembabule District	254480	KABAALE HEALTH CENTRE II	Health Center II	863112	Government	o/w PHC -NWR (Government)	10,408,337
926 Total								765,544,103
927	Serere District	255540	KAMOD HC II	Health Center III	507070	Government	o/w PHC -NWR (Government)	20,754,469
927	Serere District	255540	KAMOD HC II	Health Center III	507070	Government	o/w PHC -NWR (Results-based)	12,935,538
927	Serere District	255542	KAGWARA HC III	Health Center III	504972	Government	o/w PHC -NWR (Government)	20,754,469
927	Serere District	255542	KAGWARA HC III	Health Center III	504972	Government	o/w PHC -NWR (Results-based)	11,284,141
927	Serere District	255545	KATETA MORU HEALTH CENTRE PHC	Health Center II	548124	Government	o/w PHC -NWR (Government)	10,377,234
927	Serere District	255549	KYERE HC III	Health Center III	504964	Government	o/w PHC -NWR (Government)	20,754,469
927	Serere District	255549	KYERE HC III	Health Center III	504964	Government	o/w PHC -NWR (Results-based)	22,775,030
927	Serere District	256323	APAPAI HC IV	Health Center IV	504966	Government	o/w PHC -NWR (Government)	103,772,343
927	Serere District	256323	APAPAI HC IV	Health Center IV	504966	Government	o/w PHC -NWR (Results-based)	30,824,197
927	Serere District	255539	BUGONDO HC III	Health Center III	504967	Government	o/w PHC -NWR (Government)	20,754,469
927	Serere District	255539	BUGONDO HC III	Health Center III	504967	Government	o/w PHC -NWR (Results-based)	16,954,550
927	Serere District	255544	KATETA HC III	Health Center III	504970	Government	o/w PHC -NWR (Government)	20,754,469
927	Serere District	255544	KATETA HC III	Health Center III	504970	Government	o/w PHC -NWR (Results-based)	24,403,579

Vote Code	Local Government	Cost Centre ID	Cost Centre Name	Cost Centre Type	Supplier Number	Ownership	Grant Title	2023/24 Approved Budget
927	Serere District	255538	ATIIRA HC III	Health Center III	507072	Government	o/w PHC -NWR (Government)	20,754,469
927	Serere District	255538	ATIIRA HC III	Health Center III	507072	Government	o/w PHC -NWR (Results-based)	19,303,769
927	Serere District	255541	KADUNGULU HC III	Health Center III	507071	Government	o/w PHC -NWR (Government)	20,754,469
927	Serere District	255541	KADUNGULU HC III	Health Center III	507071	Government	o/w PHC -NWR (Results-based)	21,879,293
927	Serere District	255553	MIRIA HC II	Health Center II	504973	UPMB	o/w PHC -NWR (PNFP)	7,037,261
927	Serere District	255554	OBURIN HC II	Health Center III	504969	Government	o/w PHC -NWR (Government)	20,754,469
927	Serere District	255554	OBURIN HC II	Health Center III	504969	Government	o/w PHC -NWR (Results-based)	9,598,715
927	Serere District	255547	KYERE MISSION HC III	Health Center III	507074	UCMB	o/w PHC -NWR (PNFP)	14,074,522
927	Serere District	255547	KYERE MISSION HC III	Health Center III	507074	UCMB	o/w PHC -NWR (Results-based)	17,384,803
927	Serere District	255551	AARAPOO HC II	Health Center III	507073	Government	o/w PHC -NWR (Government)	20,754,469
927	Serere District	255551	AARAPOO HC II	Health Center III	507073	Government	o/w PHC -NWR (Results-based)	14,108,425
927	Serere District	255543	KAMUSALA HC II	Health Center II	504971	Government	o/w PHC -NWR (Government)	10,377,234
927	Serere District	255546	KATETA C.O.U HEALTH CENTRE	Health Center II	548125	UPMB	o/w PHC -NWR (PNFP)	7,037,261
927	Serere District	255548	OMAGORO HC II	Health Center II	504965	Government	o/w PHC -NWR (Government)	10,377,234
927	Serere District	255550	PINGIRE HC III	Health Center III	504968	Government	o/w PHC -NWR (Government)	20,754,469
927	Serere District	255550	PINGIRE HC III	Health Center III	504968	Government	o/w PHC -NWR (Results-based)	23,583,691
927	Serere District	256324	SERERE H/C IV	Health Center IV	504963	Government	o/w PHC -NWR (Government)	103,772,343
927	Serere District	256324	SERERE H/C IV	Health Center IV	504963	Government	o/w PHC -NWR (Results-based)	80,933,486
927	Serere District	255555	AKOBOI HC II	Health Center II	505918	Government	o/w PHC -NWR (Government)	10,377,234
927	Serere District	255552	KIDETOK MISSION HC III	Health Center III	504974	UCMB	o/w PHC -NWR (PNFP)	14,074,522

Vote Code	Local Government	Cost Centre ID	Cost Centre Name	Cost Centre Type	Supplier Number	Ownership	Grant Title	2023/24 Approved Budget
927	Serere District	255552	KIDETOK MISSION HC III	Health Center III	504974	UCMB	o/w PHC -NWR (Results-based)	18,235,015
927 Total								823,026,107
928	Sheema District	255791	KARUGORORA HEALTH CENTRE II	Health Center II	506964	Government	o/w PHC -NWR (Government)	5,626,671
928	Sheema District	255778	KASAANA WEST HEALTH CENTRE II	Health Center II	506963	Government	o/w PHC -NWR (Government)	5,626,671
928	Sheema District	255779	KASAANAEAST HEALTH CENTRE II	Health Center II	505464	Government	o/w PHC -NWR (Government)	5,626,671
928	Sheema District	255792	KYEIHARA HEALTH CENTRE II	Health Center III	505466	Government	o/w PHC -NWR (Government)	11,253,342
928	Sheema District	255792	KYEIHARA HEALTH CENTRE II	Health Center III	505466	Government	o/w PHC -NWR (Results-based)	3,234,776
928	Sheema District	255793	RUKONDO HEALTH CENTRE II	Health Center II	505465	Government	o/w PHC -NWR (Government)	5,626,671
928	Sheema District	255796	KIGARAMA HEALTH CENTRE III	Health Center III	505451	Government	o/w PHC -NWR (Government)	11,253,342
928	Sheema District	255796	KIGARAMA HEALTH CENTRE III	Health Center III	505451	Government	o/w PHC -NWR (Results-based)	14,760,118
928	Sheema District	255800	MATSYORO HEALTH CENTRE II	Health Center II	505458	Government	o/w PHC -NWR (Government)	5,626,671
928	Sheema District	255801	MUZIRA HEALTH CENTRE III	Health Center III	505456	Government	o/w PHC -NWR (Government)	11,253,342
928	Sheema District	255801	MUZIRA HEALTH CENTRE III	Health Center III	505456	Government	o/w PHC -NWR (Results-based)	3,375,751
928	Sheema District	255780	ST CLARET HEALTH CENTRE II	Health Center II	505473	UCMB	o/w PHC -NWR (PNFP)	4,708,144
928	Sheema District	255782	BUGONGI HEALTH CENTRE III	Health Center III	505450	Government	o/w PHC -NWR (Government)	11,253,342
928	Sheema District	255782	BUGONGI HEALTH CENTRE III	Health Center III	505450	Government	o/w PHC -NWR (Results-based)	11,901,708
928	Sheema District	255807	BIGONA HEALTH CENTRE II	Health Center II	506962	Government	o/w PHC -NWR (Government)	5,626,671
928	Sheema District	255783	NYAKASHOGA HEALTHCENTRE II	Health Center II	505472	UCMB	o/w PHC -NWR (PNFP)	4,708,144
928	Sheema District	255804	RUGARAMA HEALTH CENTRE II	Health Center III	505463	Government	o/w PHC -NWR (Government)	11,253,342
928	Sheema District	255804	RUGARAMA HEALTH CENTRE II	Health Center III	505463	Government	o/w PHC -NWR (Results-based)	2,707,515

Vote Code	Local Government	Cost Centre ID	Cost Centre Name	Cost Centre Type	Supplier Number	Ownership	Grant Title	2023/24 Approved Budget
928	Sheema District	255799	KYANGYENYI HEALTHCENTRE III	Health Center III	505453	Government	o/w PHC -NWR (Government)	11,253,342
928	Sheema District	255799	KYANGYENYI HEALTHCENTRE III	Health Center III	505453	Government	o/w PHC -NWR (Results-based)	18,321,286
928	Sheema District	255806	NYAMABAARE HEALTH CENTRE II	Health Center II	506966	UPMB	o/w PHC -NWR (PNFP)	4,708,144
928	Sheema District	256351	SHUUKU HEALTH CENTRE IV	Health Center IV	504977	Government	o/w PHC -NWR (Government)	56,266,710
928	Sheema District	256351	SHUUKU HEALTH CENTRE IV	Health Center IV	504977	Government	o/w PHC -NWR (Results-based)	29,405,139
928	Sheema District	255797	KYEIBANGA HEALTH CENTRE II	Health Center III	505468	Government	o/w PHC -NWR (Government)	11,253,342
928	Sheema District	255797	KYEIBANGA HEALTH CENTRE II	Health Center III	505468	Government	o/w PHC -NWR (Results-based)	5,348,999
928	Sheema District	255790	BURARO HEALTH CENTRE II	Health Center II	505467	Government	o/w PHC -NWR (Government)	5,626,671
928	Sheema District	256350	KITAGATA Hospital DEC Fund	Hospital	505477	Government	o/w PHC Hospital -NWR (Government)	324,993,266
928	Sheema District	255803	MABAARE HEALTH CENTRE II	Health Center III	505459	Government	o/w PHC -NWR (Government)	11,253,342
928	Sheema District	255803	MABAARE HEALTH CENTRE II	Health Center III	505459	Government	o/w PHC -NWR (Results-based)	4,409,910
928 Total								618,263,041
929	Sironko District	254521	Bulujewa Health Centre	Health Center III	505745	Government	o/w PHC -NWR (Government)	12,262,238
929	Sironko District	254521	Bulujewa Health Centre	Health Center III	505745	Government	o/w PHC -NWR (Results-based)	13,777,035
929	Sironko District	254511	Bumulisha Health Centre	Health Center III	505740	Government	o/w PHC -NWR (Government)	12,262,238
929	Sironko District	254511	Bumulisha Health Centre	Health Center III	505740	Government	o/w PHC -NWR (Results-based)	14,143,297
929	Sironko District	254503	Bunagami Health Centre	Health Center III	505739	Government	o/w PHC -NWR (Government)	12,262,238
929	Sironko District	254503	Bunagami Health Centre	Health Center III	505739	Government	o/w PHC -NWR (Results-based)	13,094,204
929	Sironko District	254504	Bunaseke Health Centre	Health Center III	505736	Government	o/w PHC -NWR (Government)	12,262,238
929	Sironko District	254504	Bunaseke Health Centre	Health Center III	505736	Government	o/w PHC -NWR (Results-based)	15,383,506

Vote Code	Local Government	Cost Centre ID	Cost Centre Name	Cost Centre Type	Supplier Number	Ownership	Grant Title	2023/24 Approved Budget
929	Sironko District	254505	Bundege Health Centre	Health Center III	507049	Government	o/w PHC -NWR (Government)	12,262,238
929	Sironko District	254505	Bundege Health Centre	Health Center III	507049	Government	o/w PHC -NWR (Results-based)	10,970,930
929	Sironko District	254514	Buteza Health Centre	Health Center III	507046	Government	o/w PHC -NWR (Government)	12,262,238
929	Sironko District	254514	Buteza Health Centre	Health Center III	507046	Government	o/w PHC -NWR (Results-based)	16,294,608
929	Sironko District	254520	Sironko Health Centre	Health Center III	505734	Government	o/w PHC -NWR (Government)	12,262,238
929	Sironko District	254520	Sironko Health Centre	Health Center III	505734	Government	o/w PHC -NWR (Results-based)	47,561,006
929	Sironko District	254515	Bugusege Health Centre	Health Center II	505735	Government	o/w PHC -NWR (Government)	6,131,119
929	Sironko District	254523	Bumumulo Health Centre	Health Center III	507052	Government	o/w PHC -NWR (Government)	12,262,238
929	Sironko District	254523	Bumumulo Health Centre	Health Center III	507052	Government	o/w PHC -NWR (Results-based)	9,530,721
929	Sironko District	256231	Budadiri Health Centre	Health Center IV	505738	Government	o/w PHC -NWR (Government)	61,311,192
929	Sironko District	256231	Budadiri Health Centre	Health Center IV	505738	Government	o/w PHC -NWR (Results-based)	79,846,441
929	Sironko District	254518	Buboolo Health Centre	Health Center II	505746	Government	o/w PHC -NWR (Government)	6,131,119
929	Sironko District	254512	Buhugu Health Centre	Health Center III	505750	UPMB	o/w PHC -NWR (PNFP)	23,484,455
929	Sironko District	254512	Buhugu Health Centre	Health Center III	505750	UPMB	o/w PHC -NWR (Results-based)	3,866,669
929	Sironko District	254516	Buwalasi Health Centre	Health Center III	505737	Government	o/w PHC -NWR (Government)	12,262,238
929	Sironko District	254516	Buwalasi Health Centre	Health Center III	505737	Government	o/w PHC -NWR (Results-based)	17,654,318
929	Sironko District	256232	Buwasa Health Centre	Health Center IV	507047	Government	o/w PHC -NWR (Government)	61,311,192
929	Sironko District	256232	Buwasa Health Centre	Health Center IV	507047	Government	o/w PHC -NWR (Results-based)	31,911,248
929	Sironko District	254499	Bubeza Health Centre	Health Center II	505743	Government	o/w PHC -NWR (Government)	6,131,119
929	Sironko District	272596	NAMPANGA HC II	Health Center II	873470	Government	o/w PHC -NWR (Government)	6,131,119

Vote Code	Local Government	Cost Centre ID	Cost Centre Name	Cost Centre Type	Supplier Number	Ownership	Grant Title	2023/24 Approved Budget
929	Sironko District	254502	Bulwala Health Centre	Health Center III	507050	Government	o/w PHC -NWR (Government)	12,262,238
929	Sironko District	254502	Bulwala Health Centre	Health Center III	507050	Government	o/w PHC -NWR (Results-based)	9,240,853
929	Sironko District	254506	Butandiga Health Centre	Health Center III	505742	Government	o/w PHC -NWR (Government)	12,262,238
929	Sironko District	254506	Butandiga Health Centre	Health Center III	505742	Government	o/w PHC -NWR (Results-based)	12,208,179
929	Sironko District	254507	Mbaya Health Centre	Health Center III	505741	Government	o/w PHC -NWR (Government)	12,262,238
929	Sironko District	254507	Mbaya Health Centre	Health Center III	505741	Government	o/w PHC -NWR (Results-based)	15,951,721
929	Sironko District	254522	Kyesha Health Centre	Health Center II	505748	Government	o/w PHC -NWR (Government)	6,131,119
929	Sironko District	254519	Buyaya Health Centre	Health Center III	505744	Government	o/w PHC -NWR (Government)	12,262,238
929	Sironko District	254519	Buyaya Health Centre	Health Center III	505744	Government	o/w PHC -NWR (Results-based)	3,986,762
929	Sironko District	254501	Bugitimwa Health Centre	Health Center III	507048	Government	o/w PHC -NWR (Government)	12,262,238
929	Sironko District	254501	Bugitimwa Health Centre	Health Center III	507048	Government	o/w PHC -NWR (Results-based)	6,211,316
929	Sironko District	272597	BUYOBO HC II	Health Center III	881362	Government	o/w PHC -NWR (Government)	12,262,238
929	Sironko District	272597	BUYOBO HC II	Health Center III	881362	Government	o/w PHC -NWR (Results-based)	5,240,088
929	Sironko District	254510	Simu pondo Health Centre	Health Center II	505747	Government	o/w PHC -NWR (Government)	6,131,119
929	Sironko District	254513	Mutufu HC III	Health Center III	507051	Government	o/w PHC -NWR (Government)	12,262,238
929	Sironko District	254513	Mutufu HC III	Health Center III	507051	Government	o/w PHC -NWR (Results-based)	5,153,365
929 Total								711,115,636
930	Soroti District	254535	Aukot HC II	Health Center II	504303	Government	o/w PHC -NWR (Government)	13,937,215
930	Soroti District	254536	Awaliwal HC II	Health Center II	504302	Government	o/w PHC -NWR (Government)	13,937,215
930	Soroti District	254537	Gweri HC III	Health Center III	506654	Government	o/w PHC -NWR (Government)	27,874,430

Vote Code	Local Government	Cost Centre ID	Cost Centre Name	Cost Centre Type	Supplier Number	Ownership	Grant Title	2023/24 Approved Budget
930	Soroti District	254537	Gweri HC III	Health Center III	506654	Government	o/w PHC -NWR (Results-based)	20,753,471
930	Soroti District	254538	Kamuda HC III	Health Center III	506653	Government	o/w PHC -NWR (Government)	27,874,430
930	Soroti District	254538	Kamuda HC III	Health Center III	506653	Government	o/w PHC -NWR (Results-based)	19,424,333
930	Soroti District	254525	Lalle HC II	Health Center II	506656	Government	o/w PHC -NWR (Government)	13,937,215
930	Soroti District	254534	Asuret HC III	Health Center III	504298	Government	o/w PHC -NWR (Government)	27,874,430
930	Soroti District	254534	Asuret HC III	Health Center III	504298	Government	o/w PHC -NWR (Results-based)	24,689,885
930	Soroti District	254533	OcokicanHC II	Health Center II	504300	Government	o/w PHC -NWR (Government)	13,937,215
930	Soroti District	254528	Agirigiroi HC II	Health Center II	506655	Government	o/w PHC -NWR (Government)	13,937,215
930	Soroti District	254529	Arabaka HC II	Health Center II	506657	Government	o/w PHC -NWR (Government)	13,937,215
930	Soroti District	254531	Dakabela HC III	Health Center III	504295	Government	o/w PHC -NWR (Government)	27,874,430
930	Soroti District	254531	Dakabela HC III	Health Center III	504295	Government	o/w PHC -NWR (Results-based)	21,117,574
930	Soroti District	254539	Katine Catholic Health Centre	Health Center II	31645	UCMB	o/w PHC -NWR (PNFP)	29,629,462
930	Soroti District	254540	Ojom HC II	Health Center II	504299	Government	o/w PHC -NWR (Government)	13,937,215
930	Soroti District	256233	Tiriri HC IV	Health Center IV	506652	Government	o/w PHC -NWR (Government)	139,372,152
930	Soroti District	256233	Tiriri HC IV	Health Center IV	506652	Government	o/w PHC -NWR (Results-based)	40,481,482
930	Soroti District	254543	Tubur HC III	Health Center III	504297	Government	o/w PHC -NWR (Government)	27,874,430
930	Soroti District	254543	Tubur HC III	Health Center III	504297	Government	o/w PHC -NWR (Results-based)	21,568,740
930 Total								553,969,758
931	Terego District	252775	ANDELIZU HEALTH CENTRE II	Health Center II	123439	Government	o/w PHC -NWR (Government)	15,964,488
931	Terego District	252776	BILEAFE HEALTH CENTRE III PHC	Health Center III	504565	Government	o/w PHC -NWR (Government)	31,928,976

Vote Code	Local Government	Cost Centre ID	Cost Centre Name	Cost Centre Type	Supplier Number	Ownership	Grant Title	2023/24 Approved Budget
931	Terego District	252776	BILEAFE HEALTH CENTRE III PHC	Health Center III	504565	Government	o/w PHC -NWR (Results-based)	11,136,316
931	Terego District	252751	IMVEPI HEALTH CENTRE II	Health Center II	504571	Government	o/w PHC -NWR (Government)	15,964,488
931	Terego District	252753	ODUPI HEALTH CENTRE III PHC CO	Health Center III	504569	Government	o/w PHC -NWR (Government)	31,928,976
931	Terego District	252753	ODUPI HEALTH CENTRE III PHC CO	Health Center III	504569	Government	o/w PHC -NWR (Results-based)	10,349,669
931	Terego District	252754	Otumbari health centre III	Health Center III	123450	UCMB	o/w PHC -NWR (PNFP)	17,486,255
931	Terego District	252754	Otumbari health centre III	Health Center III	123450	UCMB	o/w PHC -NWR (Results-based)	17,848,671
931	Terego District	252729	SIRIPI HEALTH CENTRE III	Health Center III	504572	Government	o/w PHC -NWR (Government)	31,928,976
931	Terego District	252729	SIRIPI HEALTH CENTRE III	Health Center III	504572	Government	o/w PHC -NWR (Results-based)	13,456,084
931	Terego District	252752	YINGA HEALTH ECNTRE III co	Health Center III	504570	Government	o/w PHC -NWR (Government)	31,928,976
931	Terego District	252752	YINGA HEALTH ECNTRE III co	Health Center III	504570	Government	o/w PHC -NWR (Results-based)	24,038,832
931	Terego District	252763	NDAAPI HEALTH CENTRE II	Health Center II	504568	Government	o/w PHC -NWR (Government)	15,964,488
931	Terego District	272840	OCIA	Health Center III	0	Government	o/w PHC -NWR (Government)	31,928,976
931	Terego District	272840	OCIA	Health Center III	0	Government	o/w PHC -NWR (Results-based)	10,485,528
931	Terego District	256079	TEREGO HSD	Health Center IV	504574	Government	o/w PHC -NWR (Government)	159,644,878
931	Terego District	256079	TEREGO HSD	Health Center IV	504574	Government	o/w PHC -NWR (Results-based)	43,512,316
931	Terego District	252743	NICHU HEALTH CENTRE II PHC CO	Health Center II	504546	Government	o/w PHC -NWR (Government)	15,964,488
931	Terego District	252741	St Francis Health centre Ocodr	Health Center III	504543	UCMB	o/w PHC -NWR (PNFP)	17,486,255
931	Terego District	252741	St Francis Health centre Ocodr	Health Center III	504543	UCMB	o/w PHC -NWR (Results-based)	14,956,449
931	Terego District	252742	TIKU health centre II PHC Comm	Health Center II	506740	Government	o/w PHC -NWR (Government)	15,964,488
931	Terego District	252746	ITIA HEALTH ECNTRE II	Health Center II	504566	Government	o/w PHC -NWR (Government)	15,964,488

Vote Code	Local Government	Cost Centre ID	Cost Centre Name	Cost Centre Type	Supplier Number	Ownership	Grant Title	2023/24 Approved Budget
931	Terego District	256078	ORIAJINIHOSPDELEGTD FD	Hospital	504544	UMMB	o/w PHC Hospital -NWR (PNFP)	186,070,670
931	Terego District	252747	WANDI HEALTH CENTRE III	Health Center III	504567	Government	o/w PHC -NWR (Government)	31,928,976
931	Terego District	252747	WANDI HEALTH CENTRE III	Health Center III	504567	Government	o/w PHC -NWR (Results-based)	12,574,231
931	Terego District	252722	Aripea Health Centre	Health Center III	25658	UCMB	o/w PHC -NWR (PNFP)	17,486,255
931	Terego District	252722	Aripea Health Centre	Health Center III	25658	UCMB	o/w PHC -NWR (Results-based)	10,805,259
931	Terego District	272525	BURUA HC II	Health Center II	862181	Government	o/w PHC -NWR (Government)	15,964,488
931	Terego District	252732	CILIO HEALTH CENTRE IIII	Health Center III	504564	Government	o/w PHC -NWR (Government)	31,928,976
931	Terego District	252732	CILIO HEALTH CENTRE IIII	Health Center III	504564	Government	o/w PHC -NWR (Results-based)	16,275,629
931	Terego District	252731	KUMUYO HEALTH CENTRE II PHC CO	Health Center II	504563	Government	o/w PHC -NWR (Government)	15,964,488
931	Terego District	252733	OBOFIA HEALTH CENTRE II	Health Center II	504562	Government	o/w PHC -NWR (Government)	15,964,488
931	Terego District	252730	OGUA HEALTH CENTRE II PHC COMM	Health Center II	506739	Government	o/w PHC -NWR (Government)	15,964,488
931 Total								966,761,006
932	Tororo District	254580	Kayoro HEALTH CENTER II	Health Center II	505574	Government	o/w PHC -NWR (Government)	7,964,696
932	Tororo District	254548	Morukatipe HEALTH CENTER II	Health Center II	505572	Government	o/w PHC -NWR (Government)	7,964,696
932	Tororo District	254581	Nyalakot HEALTH CENTER II	Health Center II	506996	Government	o/w PHC -NWR (Government)	7,964,696
932	Tororo District	254582	Opedede HEALTH CENTER II	Health Center II	505573	Government	o/w PHC -NWR (Government)	7,964,696
932	Tororo District	254579	Osukuru HEALTH CENTERIII	Health Center III	505563	Government	o/w PHC -NWR (Government)	15,929,393
932	Tororo District	254579	Osukuru HEALTH CENTERIII	Health Center III	505563	Government	o/w PHC -NWR (Results-based)	17,539,850
932	Tororo District	256236	St anthony hospital	Hospital	507003	UCMB	o/w PHC Hospital -NWR (PNFP)	126,956,990
932	Tororo District	256913	St John's Kayoro HC II	Health Center II	507004	CBO	o/w PHC -NWR (PNFP)	8,631,229

Vote Code	Local Government	Cost Centre ID	Cost Centre Name	Cost Centre Type	Supplier Number	Ownership	Grant Title	2023/24 Approved Budget
932	Tororo District	256234	Tororo General Hospital	Hospital	505603	Government	o/w PHC Hospital -NWR (Government)	392,382,476
932	Tororo District	272495	AMURWO	Health Center II	0	Government	o/w PHC -NWR (Government)	7,964,696
932	Tororo District	254565	Maliri HEALTH CENTERII	Health Center II	505569	Government	o/w PHC -NWR (Government)	7,964,696
932	Tororo District	254545	Merkit HEALTH CENTER III	Health Center III	505567	Government	o/w PHC -NWR (Government)	15,929,393
932	Tororo District	254545	Merkit HEALTH CENTER III	Health Center III	505567	Government	o/w PHC -NWR (Results-based)	21,995,713
932	Tororo District	254567	Apetai HEALTH CENTERII	Health Center II	506995	Government	o/w PHC -NWR (Government)	7,964,696
932	Tororo District	254568	Kamuli HEALTH CENTERII	Health Center III	505570	Government	o/w PHC -NWR (Government)	15,929,393
932	Tororo District	254568	Kamuli HEALTH CENTERII	Health Center III	505570	Government	o/w PHC -NWR (Results-based)	7,920,696
932	Tororo District	256237	Mukuju HEALTH CENTER IV	Health Center IV	505562	Government	o/w PHC -NWR (Government)	79,646,964
932	Tororo District	256237	Mukuju HEALTH CENTER IV	Health Center IV	505562	Government	o/w PHC -NWR (Results-based)	63,906,404
932	Tororo District	254566	Kidoko HEALTH CENTER II	Health Center II	505568	Government	o/w PHC -NWR (Government)	7,964,696
932	Tororo District	254546	Molo HEALTH CENTERIII	Health Center III	506994	Government	o/w PHC -NWR (Government)	15,929,393
932	Tororo District	254546	Molo HEALTH CENTERIII	Health Center III	506994	Government	o/w PHC -NWR (Results-based)	13,748,140
932	Tororo District	254563	Malaba HEALTH CENTERIII	Health Center III	548119	Government	o/w PHC -NWR (Government)	15,929,393
932	Tororo District	254563	Malaba HEALTH CENTERIII	Health Center III	548119	Government	o/w PHC -NWR (Results-based)	19,585,234
932	Tororo District	254544	Amoni HEALTH CENTERII	Health Center II	505571	Government	o/w PHC -NWR (Government)	7,964,696
932	Tororo District	254564	Mella HEALTH CENTERIII	Health Center III	505564	Government	o/w PHC -NWR (Government)	15,929,393
932	Tororo District	254564	Mella HEALTH CENTERIII	Health Center III	505564	Government	o/w PHC -NWR (Results-based)	20,936,207
932	Tororo District	254560	Atangi HEALTH CENTERIII	Health Center III	505566	Government	o/w PHC -NWR (Government)	15,929,393
932	Tororo District	254560	Atangi HEALTH CENTERIII	Health Center III	505566	Government	o/w PHC -NWR (Results-based)	18,804,528

Vote Code	Local Government	Cost Centre ID	Cost Centre Name	Cost Centre Type	Supplier Number	Ownership	Grant Title	2023/24 Approved Budget
932	Tororo District	254559	Kwapa HEALTH CENTERIII	Health Center III	505565	Government	o/w PHC -NWR (Government)	15,929,393
932	Tororo District	254559	Kwapa HEALTH CENTERIII	Health Center III	505565	Government	o/w PHC -NWR (Results-based)	24,315,073
932	Tororo District	254590	Mudodo HEALTH CENTER II	Health Center II	505595	Government	o/w PHC -NWR (Government)	7,964,696
932	Tororo District	254591	Osia HEALTH CENTER II	Health Center II	505594	Government	o/w PHC -NWR (Government)	7,964,696
932	Tororo District	254589	Panyangasi HEALTH CENTER III	Health Center III	505589	Government	o/w PHC -NWR (Government)	15,929,393
932	Tororo District	254589	Panyangasi HEALTH CENTER III	Health Center III	505589	Government	o/w PHC -NWR (Results-based)	16,277,460
932	Tororo District	254575	Katajula HEALTH CENTER III	Health Center III	505581	Government	o/w PHC -NWR (Government)	15,929,393
932	Tororo District	254575	Katajula HEALTH CENTER III	Health Center III	505581	Government	o/w PHC -NWR (Results-based)	4,917,647
932	Tororo District	254578	Maundo HEALTH CENTERII	Health Center II	505578	Government	o/w PHC -NWR (Government)	7,964,696
932	Tororo District	272496	NAMWAYA HC II	Health Center II	0	Government	o/w PHC -NWR (Government)	7,964,696
932	Tororo District	254576	Pokongo HEALTH CENTER II	Health Center II	505584	Government	o/w PHC -NWR (Government)	7,964,696
932	Tororo District	254586	Makawari HEALTH CENTER II	Health Center II	505580	Government	o/w PHC -NWR (Government)	7,964,696
932	Tororo District	254587	Mbula HEALTH CENTER II	Health Center II	507000	Government	o/w PHC -NWR (Government)	7,964,696
932	Tororo District	254588	Petta HEALTH CENTER III	Health Center III	505577	Government	o/w PHC -NWR (Government)	15,929,393
932	Tororo District	254588	Petta HEALTH CENTER III	Health Center III	505577	Government	o/w PHC -NWR (Results-based)	16,768,070
932	Tororo District	254561	Magola HEALTH CENTER II	Health Center II	505592	Government	o/w PHC -NWR (Government)	7,964,696
932	Tororo District	254562	Poyameri HEALTH CENTER III	Health Center III	505590	Government	o/w PHC -NWR (Government)	15,929,393
932	Tororo District	254562	Poyameri HEALTH CENTER III	Health Center III	505590	Government	o/w PHC -NWR (Results-based)	20,863,490
932	Tororo District	256239	Nagongera HEALTH CENTER IV	Health Center IV	128930	Government	o/w PHC -NWR (Government)	79,646,964
932	Tororo District	256239	Nagongera HEALTH CENTER IV	Health Center IV	128930	Government	o/w PHC -NWR (Results-based)	46,790,844

Vote Code	Local Government	Cost Centre ID	Cost Centre Name	Cost Centre Type	Supplier Number	Ownership	Grant Title	2023/24 Approved Budget
932	Tororo District	254577	Were HEALTH CENTER II	Health Center II	505583	Government	o/w PHC -NWR (Government)	7,964,696
932	Tororo District	254557	Gwaragwara HEALTH C II	Health Center II	506998	Government	o/w PHC -NWR (Government)	7,964,696
932	Tororo District	254558	Kisoko HEALTH CENTER III	Health Center III	505576	Government	o/w PHC -NWR (Government)	15,929,393
932	Tororo District	254558	Kisoko HEALTH CENTER III	Health Center III	505576	Government	o/w PHC -NWR (Results-based)	19,572,865
932	Tororo District	254547	Morkiswa HEALTH CENTER II	Health Center II	505585	Government	o/w PHC -NWR (Government)	7,964,696
932	Tororo District	254552	Fungwe HEALTH CENTER II	Health Center II	505591	Government	o/w PHC -NWR (Government)	7,964,696
932	Tororo District	254553	Iyolwa HEALTH CENTER III	Health Center III	505588	Government	o/w PHC -NWR (Government)	15,929,393
932	Tororo District	254553	Iyolwa HEALTH CENTER III	Health Center III	505588	Government	o/w PHC -NWR (Results-based)	25,756,174
932	Tororo District	254550	Nyiemera HEALTH CENTER II	Health Center II	505593	Government	o/w PHC -NWR (Government)	7,964,696
932	Tororo District	256235	BENEDICTINE EYE HOSPITAL	Health Center IV	113845	UCMB	o/w PHC -NWR (PNFP)	34,524,914
932	Tororo District	256235	BENEDICTINE EYE HOSPITAL	Health Center IV	113845	UCMB	o/w PHC -NWR (Results-based)	13,474,432
932	Tororo District	254569	Chawolo HEALTH CENTER II	Health Center II	505596	Government	o/w PHC -NWR (Government)	7,964,696
932	Tororo District	254573	Ligingi HEALTH CENTER II	Health Center II	507002	Government	o/w PHC -NWR (Government)	7,964,696
932	Tororo District	254570	Lwala HEALTH CCENTER II	Health Center II	505597	Government	o/w PHC -NWR (Government)	7,964,696
932	Tororo District	256238	Mulanda HEALTH CENTER IV	Health Center IV	507001	Government	o/w PHC -NWR (Government)	79,646,964
932	Tororo District	256238	Mulanda HEALTH CENTER IV	Health Center IV	507001	Government	o/w PHC -NWR (Results-based)	50,291,799
932	Tororo District	254571	Mwello HEALTH CENTER II	Health Center II	505598	Government	o/w PHC -NWR (Government)	7,964,696
932	Tororo District	254572	Kiyeyi HEALTH CENTER III	Health Center III	505587	Government	o/w PHC -NWR (Government)	15,929,393
932	Tororo District	254572	Kiyeyi HEALTH CENTER III	Health Center III	505587	Government	o/w PHC -NWR (Results-based)	12,940,436
932	Tororo District	254574	Nyamalogo HEALTH CENTER II	Health Center II	505599	Government	o/w PHC -NWR (Government)	7,964,696

Vote Code	Local Government	Cost Centre ID	Cost Centre Name	Cost Centre Type	Supplier Number	Ownership	Grant Title	2023/24 Approved Budget
932	Tororo District	254583	Nawire HEALTH CENTER II	Health Center II	505579	Government	o/w PHC -NWR (Government)	7,964,696
932	Tororo District	254584	Paya HEALTH CENTER III	Health Center III	505575	Government	o/w PHC -NWR (Government)	15,929,393
932	Tororo District	254584	Paya HEALTH CENTER III	Health Center III	505575	Government	o/w PHC -NWR (Results-based)	23,958,775
932	Tororo District	254585	Pusere HEALTH CENTER II	Health Center II	506999	Government	o/w PHC -NWR (Government)	7,964,696
932	Tororo District	254556	Kirewa Chawolo HEALTH CENTER	Health Center II	505586	Government	o/w PHC -NWR (Government)	7,964,696
932	Tororo District	254555	Kirewa HEALTH CENTER III	Health Center III	506997	Government	o/w PHC -NWR (Government)	15,929,393
932	Tororo District	254555	Kirewa HEALTH CENTER III	Health Center III	506997	Government	o/w PHC -NWR (Results-based)	19,279,602
932	Tororo District	254554	Mifumi HC III	Health Center III	505601	CBO	o/w PHC -NWR (PNFP)	17,262,457
932	Tororo District	254554	Mifumi HC III	Health Center III	505601	CBO	o/w PHC -NWR (Results-based)	12,603,929
932	Tororo District	272494	SONI HC II	Health Center II	0	Government	o/w PHC -NWR (Government)	7,964,696
932	Tororo District	254592	Sop Sop HEALTH CENTER II	Health Center III	505582	Government	o/w PHC -NWR (Government)	15,929,393
932	Tororo District	254592	Sop Sop HEALTH CENTER II	Health Center III	505582	Government	o/w PHC -NWR (Results-based)	14,406,359
932 Total								1,858,987,344
933	Wakiso District	254636	Kanzize Health Centre	Health Center II	505503	Government	o/w PHC -NWR (Government)	17,029,351
933	Wakiso District	254638	Kiziba Health Centre	Health Center III	505489	Government	o/w PHC -NWR (Government)	34,058,702
933	Wakiso District	254638	Kiziba Health Centre	Health Center III	505489	Government	o/w PHC -NWR (Results-based)	21,814,264
933	Wakiso District	254604	St Ulrika Health centre 3	Health Center III	506983	UCMB	o/w PHC -NWR (PNFP)	14,379,199
933	Wakiso District	254604	St Ulrika Health centre 3	Health Center III	506983	UCMB	o/w PHC -NWR (Results-based)	12,374,301
933	Wakiso District	254620	Kakiri Health Centre	Health Center III	505502	Government	o/w PHC -NWR (Government)	34,058,702
933	Wakiso District	254620	Kakiri Health Centre	Health Center III	505502	Government	o/w PHC -NWR (Results-based)	23,648,769

Vote Code	Local Government	Cost Centre ID	Cost Centre Name	Cost Centre Type	Supplier Number	Ownership	Grant Title	2023/24 Approved Budget
933	Wakiso District	256241	SOS Medical centre PHC	Health Center II	115542	UMMB	o/w PHC -NWR (PNFP)	7,189,599
933	Wakiso District	254675	Bbira Dispensary Management Co	Health Center II	505517	UPMB	o/w PHC -NWR (PNFP)	7,189,599
933	Wakiso District	254674	Wakiso EPI Centre Health Centr	Health Center III	505479	Government	o/w PHC -NWR (Government)	34,058,702
933	Wakiso District	254674	Wakiso EPI Centre Health Centr	Health Center III	505479	Government	o/w PHC -NWR (Results-based)	26,009,180
933	Wakiso District	256871	Wakiso HC IV	Health Center IV	505513	Government	o/w PHC -NWR (Government)	170,293,511
933	Wakiso District	256871	Wakiso HC IV	Health Center IV	505513	Government	o/w PHC -NWR (Results-based)	112,648,842
933	Wakiso District	254642	Kasozo HC III	Health Center III	505493	Government	o/w PHC -NWR (Government)	34,058,702
933	Wakiso District	254642	Kasozo HC III	Health Center III	505493	Government	o/w PHC -NWR (Results-based)	8,645,425
933	Wakiso District	254616	Lubbe Health Centre	Health Center II	506971	Government	o/w PHC -NWR (Government)	17,029,351
933	Wakiso District	254617	Magogo Health Centre	Health Center II	506970	Government	o/w PHC -NWR (Government)	17,029,351
933	Wakiso District	254618	Nampunge Health Centre	Health Center III	115537	UPMB	o/w PHC -NWR (PNFP)	14,379,199
933	Wakiso District	254618	Nampunge Health Centre	Health Center III	115537	UPMB	o/w PHC -NWR (Results-based)	11,530,612
933	Wakiso District	254601	Sentema Health Centre	Health Center II	505490	Government	o/w PHC -NWR (Government)	17,029,351
933	Wakiso District	254621	Buyege Health centre	Health Center III	115541	UCMB	o/w PHC -NWR (PNFP)	14,379,199
933	Wakiso District	254621	Buyege Health centre	Health Center III	115541	UCMB	o/w PHC -NWR (Results-based)	14,602,544
933	Wakiso District	254623	Kasanje Health Centre	Health Center III	505496	Government	o/w PHC -NWR (Government)	34,058,702
933	Wakiso District	254623	Kasanje Health Centre	Health Center III	505496	Government	o/w PHC -NWR (Results-based)	22,507,733
933	Wakiso District	254652	BandaHealth Centre	Health Center II	506977	Government	o/w PHC -NWR (Government)	17,029,351
933	Wakiso District	254651	Bulondo Health Centre	Health Center III	506975	Government	o/w PHC -NWR (Government)	34,058,702
933	Wakiso District	254651	Bulondo Health Centre	Health Center III	506975	Government	o/w PHC -NWR (Results-based)	15,117,586

Vote Code	Local Government	Cost Centre ID	Cost Centre Name	Cost Centre Type	Supplier Number	Ownership	Grant Title	2023/24 Approved Budget
933	Wakiso District	254668	KyengezaHealth Centre	Health Center II	506978	Government	o/w PHC -NWR (Government)	17,029,351
933	Wakiso District	254653	Mende Health Centre	Health Center III	505483	Government	o/w PHC -NWR (Government)	34,058,702
933	Wakiso District	254653	Mende Health Centre	Health Center III	505483	Government	o/w PHC -NWR (Results-based)	6,909,585
933	Wakiso District	254660	KibujjoHealth Centre	Health Center II	505509	Government	o/w PHC -NWR (Government)	17,029,351
933	Wakiso District	254599	Namayumba Epi Centre	Health Center III	123036	Government	o/w PHC -NWR (Government)	34,058,702
933	Wakiso District	254599	Namayumba Epi Centre	Health Center III	123036	Government	o/w PHC -NWR (Results-based)	9,802,653
933	Wakiso District	256870	Namayumba HC IV	Health Center IV	505505	Government	o/w PHC -NWR (Government)	170,293,511
933	Wakiso District	256870	Namayumba HC IV	Health Center IV	505505	Government	o/w PHC -NWR (Results-based)	87,534,597
933	Wakiso District	254639	Busawamanze Health Centre	Health Center III	505499	Government	o/w PHC -NWR (Government)	34,058,702
933	Wakiso District	254639	Busawamanze Health Centre	Health Center III	505499	Government	o/w PHC -NWR (Results-based)	12,071,815
933	Wakiso District	254640	Kambugu Health Centre	Health Center II	505491	Government	o/w PHC -NWR (Government)	17,029,351
933	Wakiso District	254637	Lugungudde Health Centre	Health Center II	505492	Government	o/w PHC -NWR (Government)	17,029,351
933	Wakiso District	254666	Kasenge Health Centre	Health Center II	505495	Government	o/w PHC -NWR (Government)	17,029,351
933	Wakiso District	254667	Kyengera Health Centre	Health Center III	506972	Government	o/w PHC -NWR (Government)	34,058,702
933	Wakiso District	254667	Kyengera Health Centre	Health Center III	506972	Government	o/w PHC -NWR (Results-based)	21,482,676
933	Wakiso District	254669	Muzinda Katereke Primary Heal	Health Center II	505527	UCMB	o/w PHC -NWR (PNFP)	7,189,599
933	Wakiso District	254600	Nabbingo Primary Health care f	Health Center III	505524	Partnership	o/w PHC -NWR (PNFP)	14,379,199
933	Wakiso District	254600	Nabbingo Primary Health care f	Health Center III	505524	Partnership	o/w PHC -NWR (Results-based)	11,937,718
933	Wakiso District	254661	Nakitokolo Health Centre	Health Center II	505504	Government	o/w PHC -NWR (Government)	17,029,351
933	Wakiso District	256245	Nsangi Health Centre	Health Center III	505484	Government	o/w PHC -NWR (Government)	34,058,702

Vote Code	Local Government	Cost Centre ID	Cost Centre Name	Cost Centre Type	Supplier Number	Ownership	Grant Title	2023/24 Approved Budget
933	Wakiso District	256245	Nsangi Health Centre	Health Center III	505484	Government	o/w PHC -NWR (Results-based)	51,905,813
933	Wakiso District	254662	Nakitokolo Health Centre Namayumba	Health Center III	505494	Government	o/w PHC -NWR (Government)	34,058,702
933	Wakiso District	254662	Nakitokolo Health Centre Namayumba	Health Center III	505494	Government	o/w PHC -NWR (Results-based)	10,711,816
933	Wakiso District	254671	Kajjansi Health Centre IV	Health Center IV	505507	Government	o/w PHC -NWR (Government)	170,293,511
933	Wakiso District	254671	Kajjansi Health Centre IV	Health Center IV	505507	Government	o/w PHC -NWR (Results-based)	68,577,742
933	Wakiso District	254672	Nakawuka Health Centre	Health Center III	506974	Government	o/w PHC -NWR (Government)	34,058,702
933	Wakiso District	254672	Nakawuka Health Centre	Health Center III	506974	Government	o/w PHC -NWR (Results-based)	21,454,621
933	Wakiso District	256246	NsagguHealth Centre	Health Center II	505478	Government	o/w PHC -NWR (Government)	17,029,351
933	Wakiso District	254624	Kisubi Hospital delegated fund	Hospital	115544	UCMB	o/w PHC Hospital -NWR (PNFP)	468,355,181
933	Wakiso District	254625	Kitala Health Centre	Health Center II	506969	Government	o/w PHC -NWR (Government)	17,029,351
933	Wakiso District	254626	Nalugala Health Centre	Health Center II	115504	Government	o/w PHC -NWR (Government)	17,029,351
933	Wakiso District	254655	ST LUKE HEALTH CENTRE	Health Center II	552355	UPMB	o/w PHC -NWR (PNFP)	7,189,599
933	Wakiso District	254611	Bussi Health Centre	Health Center III	123631	Government	o/w PHC -NWR (Government)	34,058,702
933	Wakiso District	254611	Bussi Health Centre	Health Center III	123631	Government	o/w PHC -NWR (Results-based)	22,394,922
933	Wakiso District	256874	Lake Victoria Islands Child Ca	Health Center III	505528	Partnership	o/w PHC -NWR (PNFP)	14,379,199
933	Wakiso District	256874	Lake Victoria Islands Child Ca	Health Center III	505528	Partnership	o/w PHC -NWR (Results-based)	16,229,468
933	Wakiso District	254610	Zinga Health Centre	Health Center II	123034	Government	o/w PHC -NWR (Government)	17,029,351
933	Wakiso District	254596	Kabubbu Health Centre	Health Center III	115536	Partnership	o/w PHC -NWR (PNFP)	14,379,199
933	Wakiso District	254596	Kabubbu Health Centre	Health Center III	115536	Partnership	o/w PHC -NWR (Results-based)	26,391,261
933	Wakiso District	256872	Kasangati HC IV	Health Center IV	505516	Government	o/w PHC -NWR (Government)	170,293,511

Vote Code	Local Government	Cost Centre ID	Cost Centre Name	Cost Centre Type	Supplier Number	Ownership	Grant Title	2023/24 Approved Budget
933	Wakiso District	256872	Kasangati HC IV	Health Center IV	505516	Government	o/w PHC -NWR (Results-based)	104,685,278
933	Wakiso District	254663	Mirembe Health Centre	Health Center III	115533	UPMB	o/w PHC -NWR (PNFP)	14,379,199
933	Wakiso District	254663	Mirembe Health Centre	Health Center III	115533	UPMB	o/w PHC -NWR (Results-based)	21,514,986
933	Wakiso District	254664	Namalere Health Centre	Health Center II	505514	Government	o/w PHC -NWR (Government)	17,029,351
933	Wakiso District	256242	Saidina Abubakar Islamic Hospital	Health Center IV	505518	UMMB	o/w PHC -NWR (PNFP)	26,426,118
933	Wakiso District	256242	Saidina Abubakar Islamic Hospital	Health Center IV	505518	UMMB	o/w PHC -NWR (Results-based)	33,965,697
933	Wakiso District	254605	Taqwa Health Centre	Health Center III	115550	UMMB	o/w PHC -NWR (PNFP)	14,379,199
933	Wakiso District	254605	Taqwa Health Centre	Health Center III	115550	UMMB	o/w PHC -NWR (Results-based)	16,905,851
933	Wakiso District	254607	Wattuba Health Centre	Health Center III	505515	Government	o/w PHC -NWR (Government)	34,058,702
933	Wakiso District	254607	Wattuba Health Centre	Health Center III	505515	Government	o/w PHC -NWR (Results-based)	30,897,215
933 Total								2,947,370,448
934	Yumbe District	273991	Amaniri HC III	Health Center III	0	Government	o/w PHC -NWR (Government)	41,881,353
934	Yumbe District	273991	Amaniri HC III	Health Center III	0	Government	o/w PHC -NWR (Results-based)	22,532,756
934	Yumbe District	272924	Jomorogo HC III	Health Center III	932473	Government	o/w PHC -NWR (Government)	41,881,353
934	Yumbe District	272924	Jomorogo HC III	Health Center III	932473	Government	o/w PHC -NWR (Results-based)	24,922,987
934	Yumbe District	272925	Kongbe HC III	Health Center III	932474	Government	o/w PHC -NWR (Government)	41,881,353
934	Yumbe District	272925	Kongbe HC III	Health Center III	932474	Government	o/w PHC -NWR (Results-based)	14,430,578
934	Yumbe District	254696	YOYO HC III	Health Center III	505529	Government	o/w PHC -NWR (Government)	41,881,353
934	Yumbe District	254696	YOYO HC III	Health Center III	505529	Government	o/w PHC -NWR (Results-based)	14,875,150
934	Yumbe District	254697	YUMBE HC IV	Health Center IV	505530	Government	o/w PHC -NWR (Government)	209,406,763

Vote Code	Local Government	Cost Centre ID	Cost Centre Name	Cost Centre Type	Supplier Number	Ownership	Grant Title	2023/24 Approved Budget
934	Yumbe District	254697	YUMBE HC IV	Health Center IV	505530	Government	o/w PHC -NWR (Results-based)	99,185,779
934	Yumbe District	254695	ALIAPI HC II	Health Center II	506984	Government	o/w PHC -NWR (Government)	20,940,676
934	Yumbe District	254686	APO HC III	Health Center III	505541	Government	o/w PHC -NWR (Government)	41,881,353
934	Yumbe District	254686	APO HC III	Health Center III	505541	Government	o/w PHC -NWR (Results-based)	24,248,843
934	Yumbe District	272923	Bidibidi HC III	Health Center III	932472	Government	o/w PHC -NWR (Government)	41,881,353
934	Yumbe District	272923	Bidibidi HC III	Health Center III	932472	Government	o/w PHC -NWR (Results-based)	19,960,955
934	Yumbe District	254703	LOCOMGBO HC II	Health Center II	505540	Government	o/w PHC -NWR (Government)	20,940,676
934	Yumbe District	272927	Swinga HC III	Health Center III	932476	Government	o/w PHC -NWR (Government)	41,881,353
934	Yumbe District	272927	Swinga HC III	Health Center III	932476	Government	o/w PHC -NWR (Results-based)	15,797,752
934	Yumbe District	254678	Goboro Health Centre II	Health Center II	610552	Government	o/w PHC -NWR (Government)	20,940,676
934	Yumbe District	254694	KOCHI HC III	Health Center III	505534	Government	o/w PHC -NWR (Government)	41,881,353
934	Yumbe District	254694	KOCHI HC III	Health Center III	505534	Government	o/w PHC -NWR (Results-based)	14,383,041
934	Yumbe District	254680	LOKPE HC II	Health Center II	506986	Government	o/w PHC -NWR (Government)	20,940,676
934	Yumbe District	272929	Yayari HC III	Health Center III	932478	Government	o/w PHC -NWR (Government)	41,881,353
934	Yumbe District	272929	Yayari HC III	Health Center III	932478	Government	o/w PHC -NWR (Results-based)	13,911,146
934	Yumbe District	254702	BARAKALA HC III	Health Center III	505542	Government	o/w PHC -NWR (Government)	41,881,353
934	Yumbe District	254702	BARAKALA HC III	Health Center III	505542	Government	o/w PHC -NWR (Results-based)	22,997,170
934	Yumbe District	254676	ALNOOR HC II	Health Center II	505543	UMMB	o/w PHC -NWR (PNFP)	20,925,403
934	Yumbe District	254683	Ombachi Health Centre II	Health Center II	610554	Government	o/w PHC -NWR (Government)	20,940,676
934	Yumbe District	254693	KERWA HC III	Health Center III	505539	Government	o/w PHC -NWR (Government)	41,881,353

Vote Code	Local Government	Cost Centre ID	Cost Centre Name	Cost Centre Type	Supplier Number	Ownership	Grant Title	2023/24 Approved Budget
934	Yumbe District	254693	KERWA HC III	Health Center III	505539	Government	o/w PHC -NWR (Results-based)	24,076,515
934	Yumbe District	254679	KEI HEALTH CENTRE III	Health Center III	506989	UPMB	o/w PHC -NWR (PNFP)	41,850,806
934	Yumbe District	254679	KEI HEALTH CENTRE III	Health Center III	506989	UPMB	o/w PHC -NWR (Results-based)	16,066,024
934	Yumbe District	254681	MOCHA HC III	Health Center III	505544	Government	o/w PHC -NWR (Government)	41,881,353
934	Yumbe District	254681	MOCHA HC III	Health Center III	505544	Government	o/w PHC -NWR (Results-based)	20,320,420
934	Yumbe District	254691	LOBE HC II	Health Center II	505535	Government	o/w PHC -NWR (Government)	20,940,676
934	Yumbe District	256248	MIDIGO HC IV	Health Center IV	506988	Government	o/w PHC -NWR (Government)	209,406,763
934	Yumbe District	256248	MIDIGO HC IV	Health Center IV	506988	Government	o/w PHC -NWR (Results-based)	51,270,198
934	Yumbe District	254677	Gichara Health Centre II	Health Center II	610551	Government	o/w PHC -NWR (Government)	20,940,676
934	Yumbe District	254692	MATUMA HC III	Health Center III	505531	Government	o/w PHC -NWR (Government)	41,881,353
934	Yumbe District	254692	MATUMA HC III	Health Center III	505531	Government	o/w PHC -NWR (Results-based)	21,166,548
934	Yumbe District	254685	Tuliki Health Centre II	Health Center II	610556	Government	o/w PHC -NWR (Government)	20,940,676
934	Yumbe District	254701	ABIRIAMAJO HC II	Health Center II	505536	Government	o/w PHC -NWR (Government)	20,940,676
934	Yumbe District	272922	Bangatuti HC III	Health Center III	932471	Government	o/w PHC -NWR (Government)	41,881,353
934	Yumbe District	272922	Bangatuti HC III	Health Center III	932471	Government	o/w PHC -NWR (Results-based)	15,619,689
934	Yumbe District	254682	Moli Health Centre II	Health Center II	610553	Government	o/w PHC -NWR (Government)	20,940,676
934	Yumbe District	272928	Yangani HC III	Health Center III	932477	Government	o/w PHC -NWR (Government)	41,881,353
934	Yumbe District	272928	Yangani HC III	Health Center III	932477	Government	o/w PHC -NWR (Results-based)	20,325,379
934	Yumbe District	254690	MONGOYO HC II	Health Center II	505537	Government	o/w PHC -NWR (Government)	20,940,676
934	Yumbe District	254688	ARIWA HC III	Health Center III	505533	Government	o/w PHC -NWR (Government)	41,881,353

Vote Code	Local Government	Cost Centre ID	Cost Centre Name	Cost Centre Type	Supplier Number	Ownership	Grant Title	2023/24 Approved Budget
934	Yumbe District	254688	ARIWA HC III	Health Center III	505533	Government	o/w PHC -NWR (Results-based)	15,228,186
934	Yumbe District	272921	Ayivu HC III	Health Center III	932470	Government	o/w PHC -NWR (Government)	41,881,353
934	Yumbe District	272921	Ayivu HC III	Health Center III	932470	Government	o/w PHC -NWR (Results-based)	13,081,131
934	Yumbe District	272926	Okubani HC III	Health Center III	932475	Government	o/w PHC -NWR (Government)	41,881,353
934	Yumbe District	272926	Okubani HC III	Health Center III	932475	Government	o/w PHC -NWR (Results-based)	16,976,548
934	Yumbe District	254687	OKUYO HC II	Health Center II	506985	Government	o/w PHC -NWR (Government)	20,940,676
934	Yumbe District	254700	KULIKULINGA HC III	Health Center III	505532	Government	o/w PHC -NWR (Government)	41,881,353
934	Yumbe District	254700	KULIKULINGA HC III	Health Center III	505532	Government	o/w PHC -NWR (Results-based)	16,451,945
934	Yumbe District	254698	LODONGA HEALTH CENTRE	Health Center IV	505546	UCMB	o/w PHC -NWR (PNFP)	78,248,573
934	Yumbe District	254698	LODONGA HEALTH CENTRE	Health Center IV	505546	UCMB	o/w PHC -NWR (Results-based)	30,982,339
934	Yumbe District	254689	DRAMBA HC III	Health Center III	505538	Government	o/w PHC -NWR (Government)	41,881,353
934	Yumbe District	254689	DRAMBA HC III	Health Center III	505538	Government	o/w PHC -NWR (Results-based)	12,538,471
934	Yumbe District	254684	Pajama Health Centre II	Health Center II	610555	Government	o/w PHC -NWR (Government)	20,940,676
934	Yumbe District	254699	AMBELECHU HC II	Health Center II	506987	Government	o/w PHC -NWR (Government)	20,940,676
934 Total								2,251,984,382
935	Zombo District	255371	PADEA HC II	Health Center II	505560	Government	o/w PHC -NWR (Government)	12,037,264
935	Zombo District	255375	ATYENDA HC II	Health Center II	505553	Government	o/w PHC -NWR (Government)	12,037,264
935	Zombo District	255376	ZUMBO HEALTH CENTRE III	Health Center III	505556	UPMB	o/w PHC -NWR (PNFP)	14,730,512
935	Zombo District	255376	ZUMBO HEALTH CENTRE III	Health Center III	505556	UPMB	o/w PHC -NWR (Results-based)	21,108,203
935	Zombo District	255377	OTHEKO HC II	Health Center II	505554	Government	o/w PHC -NWR (Government)	12,037,264

Vote Code	Local Government	Cost Centre ID	Cost Centre Name	Cost Centre Type	Supplier Number	Ownership	Grant Title	2023/24 Approved Budget
935	Zombo District	255378	PAKADHA HEALTH CENTRE III	Health Center III	505559	Government	o/w PHC -NWR (Government)	24,074,527
935	Zombo District	255378	PAKADHA HEALTH CENTRE III	Health Center III	505559	Government	o/w PHC -NWR (Results-based)	21,643,819
935	Zombo District	255379	PAMITU HC II	Health Center II	505555	Government	o/w PHC -NWR (Government)	12,037,264
935	Zombo District	256314	Nyapea Hospital Delegated Fund	Hospital	505547	UCMB	o/w PHC Hospital -NWR (PNFP)	296,325,384
935	Zombo District	255380	PAIDHA HC III	Health Center III	505548	Government	o/w PHC -NWR (Government)	24,074,527
935	Zombo District	255380	PAIDHA HC III	Health Center III	505548	Government	o/w PHC -NWR (Results-based)	31,713,137
935	Zombo District	255366	JANG'OKORO HC III	Health Center III	505550	Government	o/w PHC -NWR (Government)	24,074,527
935	Zombo District	255366	JANG'OKORO HC III	Health Center III	505550	Government	o/w PHC -NWR (Results-based)	19,907,076
935	Zombo District	255372	AGIERMACH HEALTH CENTRE III	Health Center III	505557	UCMB	o/w PHC -NWR (PNFP)	14,730,512
935	Zombo District	255372	AGIERMACH HEALTH CENTRE III	Health Center III	505557	UCMB	o/w PHC -NWR (Results-based)	10,192,772
935	Zombo District	255368	WARR ISLAMIC HEALTH CENTRE III	Health Center II	505558	UMMB	o/w PHC -NWR (PNFP)	7,365,256
935	Zombo District	255374	ALANGI HC III	Health Center III	506991	Government	o/w PHC -NWR (Government)	24,074,527
935	Zombo District	255374	ALANGI HC III	Health Center III	506991	Government	o/w PHC -NWR (Results-based)	21,293,743
935	Zombo District	255381	AMWONYU HEALTH CENTRE II	Health Center II	505561	Government	o/w PHC -NWR (Government)	12,037,264
935	Zombo District	255365	AYAKA HC II	Health Center II	506992	Government	o/w PHC -NWR (Government)	12,037,264
935	Zombo District	255382	ZEU HC III	Health Center III	506990	Government	o/w PHC -NWR (Government)	24,074,527
935	Zombo District	255382	ZEU HC III	Health Center III	506990	Government	o/w PHC -NWR (Results-based)	25,181,409
935	Zombo District	255373	KANGO HC III	Health Center III	505551	Government	o/w PHC -NWR (Government)	24,074,527
935	Zombo District	255373	KANGO HC III	Health Center III	505551	Government	o/w PHC -NWR (Results-based)	15,101,343
935	Zombo District	255369	ATYAK HC III	Health Center III	505552	Government	o/w PHC -NWR (Government)	24,074,527

Vote Code	Local Government	Cost Centre ID	Cost Centre Name	Cost Centre Type	Supplier Number	Ownership	Grant Title	2023/24 Approved Budget
935	Zombo District	255369	ATYAK HC III	Health Center III	505552	Government	o/w PHC -NWR (Results-based)	8,856,437
935	Zombo District	255367	THERURU HC HC II	Health Center II	506993	Government	o/w PHC -NWR (Government)	12,037,264
935	Zombo District	255370	WARR HC IV	Health Center IV	505549	Government	o/w PHC -NWR (Government)	120,372,637
935	Zombo District	255370	WARR HC IV	Health Center IV	505549	Government	o/w PHC -NWR (Results-based)	46,942,693
935 Total								928,247,470
Grand Total								131,088,353,119

Annex 20: Global Fund Indicative Planning Figures for FY 2023/24

Sn	Districts	Indoor Residual spraying(IRS)	Total
1.	Adjumani	877,528,210	877,528,209.70
2.	Amolatar	459,292,398	459,292,398.31
3.	Arua	398,076,359	398,076,359.09
4.	Dokolo	396,893,070	396,893,069.65
5.	Kaberamaido	253,087,642	253,087,641.64
6.	Kalaki	256,566,491	256,566,491.20
7.	Koboko	803,792,430	803,792,429.92
8.	Madi-Okollo	677,922,644	677,922,643.98
9.	Maracha	625,599,718	625,599,717.63
10.	Moyo	444,142,115	444,142,114.71
11.	Obongi	475,558,430	475,558,429.86
12.	Terego	857,005,114	857,005,114.13
13.	Yumbe	1,513,775,622	1,513,775,621.76
	TOTAL	8,039,240,242	8,039,240,242

Annex 28: Conditional grant utilization agreement under the Human Capital Development Programme



THE REPUBLIC OF UGANDA

IN THE MATTER OF THE CONSTITUTION OF THE REPUBLIC OF UGANDA AND
THE LOCAL GOVERNMENTS ACT (CAP 243)

CONDITIONAL GRANT UTILIZATION AGREEMENT UNDER THE HUMAN
CAPITAL DEVELOPMENT PROGRAMME

FOR FINANCIAL YEAR 2023 / 2024

BETWEEN

MINISTRY OF HEALTH


AND

LOCAL GOVERNMENTS.

THIS Agreement is made this **28th Day of October, 2022** between the **Ministry of Health (MoH)** of P.O. Box 7272 Kampala (hereinafter referred to as the **“First Party”**) of the one part and which expression where the context so permits shall include its assignees, representatives and anyone acting under its authority and the **Local Governments (LGs)** represented by Uganda Local Government Negotiation and Advocacy Team (UNAT) of c/o P.O. Box 23120 or P. O. Box 23092 Kampala (hereinafter referred to as the **“Second Party”**) of the other part and where the context so permits shall include its assignees, representatives and any one acting under its authority. For purpose of this Agreement, the two shall be jointly referred to as **“the Parties”**.

Preamble:

Article 193(3) of the Constitution of the Republic of Uganda and Section 83(3) of the Local Governments Act Cap 243 provide “Conditional grants shall consist of monies given to LGs to finance programmes agreed upon between the Government and LGs; and shall be expended only for purposes for which it was made and in accordance with the conditions agreed upon”. The above provision requires the expenditure of the conditional grants in accordance with the conditions agreed upon and this necessitates for the LGs to interface with the line ministries (Government) to agree upon programs and the conditions.



Page 1 of 12

Pursuant to the above, the Uganda Local Governments Association (ULGA) and Urban Authorities Association of Uganda (UAAU), acting on behalf of the LGs, established the UNAT in 2004 with an aim of representing them and negotiating on their behalf with the line ministries, on programs and conditions for Conditional Grants utilization.

The negotiations were organized and chaired by the Local Government Finance Commission (LGFC). They were witnessed by the Ministry of Local Government (MoLG); Ministry of Finance, Planning and Economic Development (MoFPED); Ministry of Public Service (MoPS) and the National Planning Authority (NPA).


WHEREAS;

1. The MoH and its constituent Departments and Agencies has the statutory responsibility of policy, setting standards, inspection, support supervision, monitoring, regulation, coordination, mentoring and provision of technical guidance and support to LGs in the implementation of Government programs;
2. The LGs are the implementers of Government programs within their localities and jurisdiction in accordance with the Constitution of the Republic of Uganda and the Local Governments Act (Cap 243);
3. Both parties have a common objective of implementing agreed upon programs and conditions for expenditure of the Conditional grants;

NOW THEREFORE, having deliberated, do hereby agree to work together towards achieving the above common goal and in so doing, the Parties agree to be bound by the terms and conditions as stipulated here below.

Agreement

- a) The Agreement shall come into effect on the date of last endorsement of signature to this agreement and shall run during budget formulation and implementation for Financial Year (FY) 2023/2024.
- b) Modification of the terms and conditions of this Agreement shall only be made by written and signed Agreement between the Parties hereto.
- c) None of the Parties to this agreement shall be held liable on any of their obligations herein if owing to an occurrence or event beyond their control or reasonable foresight and without negligence on their part, execution of this Agreement has been rendered impossible. In such circumstances, the Parties shall mutually agree on the appropriate way forward.
- d) Failure to implement any of the provisions of this Agreement by any of the Parties shall be communicated to the affected Party by the defaulting party within two (2) months from the date of failure to implement. The notification shall clearly state the reasons for failure and shall be delivered at the duly appointed and known address of the LGFC, with copies to ULGA, UAAU, MoLG, MoFPED, NPA, OPM and MoPS.



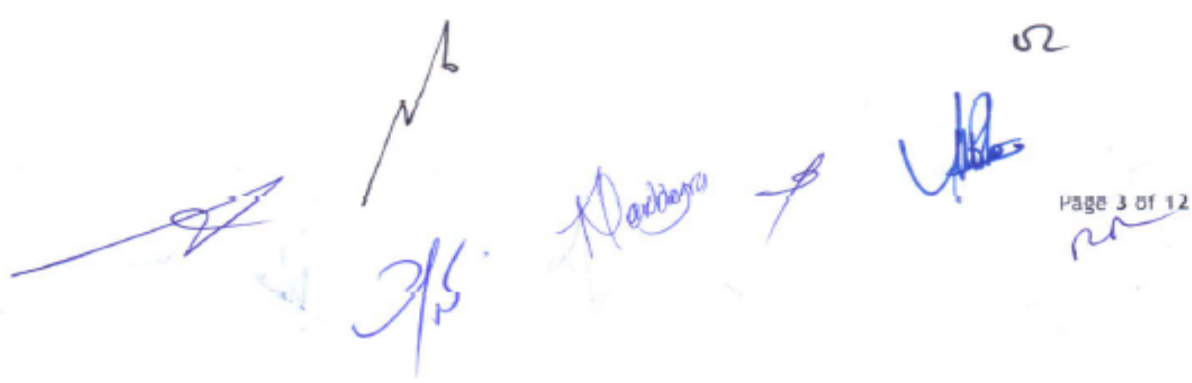
PURPOSE

The purpose of this agreement is to define the programs and the conditions for the expenditure of the conditional grants for the FY 2023/2024 in the Human Capital Development program.

Mid-term Review (MTR)

The Parties shall have a Mid-term (MTR) in May 2023 to discuss the progress in implementation; highlight challenges faced and make recommendations to improve the process. This review shall be organized according to the following framework:

- 1) There shall be a Joint Technical Committee (JTC) comprising of thirteen (13) members drawn in the following ratios;
 - a) Local Government Finance Commission: 2
 - b) Uganda Local Governments Association: 2
 - c) Urban Authorities Association of Uganda :2
 - d) Ministry of Health: 2
 - e) Office of the Prime Minister: 1
 - f) Ministry of Finance Planning and Economic Development: 1
 - g) Ministry of Local Government: 1
 - h) Ministry of Public Service: 1
 - i) National Planning Authority: 1
- 2) The LGFC shall be the Chair and Secretariat of the JTC.
- 3) The JTC shall sit at least once a year in a place determined and communicated by the LGFC.
- 4) The JTC shall execute the following tasks;
 - a) Oversee implementation of the agreements and monitor the progress of either party.
 - b) Ensure that the Agreements are disseminated to all stakeholders.
 - c) Conduct a mid-term review of the implementation process so as to obtain feedback and disseminate it to the parties.
 - d) Identify the non-complying Parties and make recommendations to MoFPED, OPM and MoLG for appropriate action.
 - e) Handle any other activity that may be agreed upon by the Parties.
 - f) The JTC members shall report to the respective Policy Organs of their Institutions.



Page 3 of 12

GENERAL OBLIGATIONS OF THE PARTIES

The Parties shall perform the services and carry out their obligations with all due diligence, efficiency, and economy.

Obligations of the Ministry of Health

The Ministry shall;

- a) Prepare and disseminate the final Health sub-program grant budget and utilization guidelines for (FY 2023/2024) to LGs through circulars addressed to the Chief Administrative Officers/ Town Clerks and copied to the District Chairpersons, District Speakers and Mayors.
- b) Include the signed agreement for the FY 2023/2024 as an annex to its Ministerial Policy Statement and provide a report to the Committee of Parliament responsible for Health, regarding the agreed positions reached with UNAT on behalf of LGs during the negotiations.
- c) Communicate through circulars addressed to the Chief Administrative Officers (CAOs) /Town Clerks (TCs), copied to the District Chairpersons/ Mayors and Speakers, the issues agreed upon in the negotiations for LGs to implement in their respective program and functions.
- d) Ensure timely response to issues raised by the LGs, LG Associations and LGFC.
- e) Liaise with MOFPED to ensure that all funds for capital development are released to LGs by the third Quarter.
- f) Ensure adequate involvement and participation of the Accounting Officers of LGs during her program reviews.
- g) Invite and provide a slot to the LG Associations (ULGA and UAAU) to make a presentation on the key issues affecting service delivery in Health under the HCDP during its reviews.
- h) Implement her obligations in accordance with this agreement.

Obligations of the Local Governments

Local Governments shall;

- a) Through their Constituent Organizations (ULGA and UAAU) disseminate the agreements to their members with support from LGFC.
- b) Implement the agreed obligations in accordance with this agreement and the guidelines issued by the MoH.
- c) Ensure timely response to issues raised by the MoH.

- d) Provide timely and accurate data on their plans, achievements and status on program implementation to the MoH.
- e) Adhere to the Health Sub-program Grant Budget and Utilization Guidelines issued by the MoH.
- f) Ensure timely submission of Monitoring and Inspection reports to the MoH.
- g) Ensure timely submission of the quarterly performance reports.

SPECIFIC OBLIGATIONS OF THE PARTIES

1. Inadequate Primary Health Care – Wage

It was noted that:

- a) LGs required more wage to fill and implement the staffing structures with clearance from MoPS .
- b) MoPS had established staffing structures for the new Cities. City Service Commissions were in place and staff were being validated.
- c) LGs should have considered moving salaries of District Health Team (DHT) members from PHC Wage to Unconditional Grant Wage. LGs explained that unless resources were available, they could not move staff from PHC Conditional Grant Wage to Unconditional Grant Wage.
- d) PHC Wage budget had been increasing for the last 2 FYs to enable LGs with least staffing to reach at least 75%. In the current FY 2022/23 the PHC Wage budget increased to UGX 748 Billion from UGX 500 Billion, largely to cater for increase in staff salaries.
- e) All Nursing Assistants were to retire during FY 22/23 upon abolition of that Post, hence these funds should be used to recruit staff.
- f) Over 70% of Local Governments lacked substantive Heads of Department.
- g) Most LGs were still paying District Health Team (DHT) members, City Health Team (CHT) members, Municipal Health Team (MHT) members and other Urban Health Officers from PHC Wage Grant due to lack of adequate provision for Unconditional Grant Wage.

It was agreed that:

- a) **LGs shall ensure that adequate budgetary provision is made in FY 2023/2024 to retire all Nursing Assistants that are not able to be redesignated to other higher Posts.**
- b) **LGs shall ensure that all retiring Nursing Assistants are replaced with qualified Health Workers in accordance with the revised staffing structure.**
- c) **LGs that have failed to attract Health Workers to fill critical and other required Posts shall request Health Service Commission in writing, to help them recruit such cadres centrally, in accordance with Article 199 of the Constitution of Uganda**
- d) **MoLG shall liaise with MoH to establish Local Governments most affected by such staffing gaps, through collection and analysis of data on human resources from all LGs to address challenges faced on case by case basis.**

Page 5 of 12

- e) **LGs shall ensure that all Health Office staff and other Urban Health Officers are transferred to Unconditional Grant Wage, and MoH shall liaise with MoPS and MoFPED to ensure adequate provision under Unconditional Wage Grant to cater for transfer of such officers from PHC Conditional Grant Wage.**
- f) **MoH shall liaise with MoPS to provide waivers in writing to LGs for filling critical Posts through accelerated promotions.**
- g) **LGs shall perform timely wage analysis by their respective PHROs for proper HR and budgeting to benefit all Sub-Programs, including Health.**

2. Sector Conditional Grant – Non Wage

- i. LGs reported inadequate Recurrent Conditional Grants for service delivery and health management. For example, a HC II in Maracha was allocated only UGX 6.7 million in FY 2022/2023.
- ii. LGs further reported that the budget allocation for PNFP Health Facilities that were sole providers of health services in some LGs and LLGs was grossly inadequate. For example, Hospitals of Maracha, Nyapea and Kuluva that served as General Hospitals for the Districts of location, received less than 300 million shillings per year, despite the rising prices of commodities and increase in human resource costs after enhancement of salaries by Government. Such a situation had led to decline in quality of services to citizens living in catchment areas of such Health Facilities.
- iii. Some LGs were not performing well, as reflected in the annual assessment done by OPM, hence affecting allocation of funds to them.

It was agreed that :

- a) **MoFPED shall consider increasing funding to LGs to cater for gaps in Health management and service delivery of Health services and to address funding gaps in PNFP Facilities, especially those that are sole providers of specific scope of service in LGs or LLGs in which they are located.**
- b) **MoH shall liaise with OPM, MoLG MoPS and other Line Ministries to address performance gaps related to inadequate resources.**

3. Planning, Budgeting and Reporting

LGs reported that all activities undertaken by the District/City/Municipal Health Office were lumped under one cost center for the health office. This made resource allocation to the different sections and their coordination difficult.

LGs noted the need for separating the sub-program codes under the LG Health Sub-program, to provide for Governance and support services, Clinical and Rehabilitative Services; Reproductive Maternal Child and Adolescent Health; Environmental Health, Hygiene and Sanitation; Health promotion and education; Medicine and Vaccines management; Data management, Research, training and innovation. This would help them prepare comprehensive annual work plans for Health Sub-Program, capturing all Grants and off-budget Partner support, effectively coordinate

activities within the department as well as improve efficiency and transparency in Planning, Budgeting and Reporting

MoH reported that the Sub Sub-Programs requested by LGs were too many for LG structure and proposed creation of the following cost centres (sections) under the health office:

- i. Management Services
- ii. Clinical, Maternal and Child health services
- iii. Health Promotion and Environmental Health Services
- iv. Technical M&E and Health Research
- v. Mortuary and Cemetery Services (For City and Municipal Health Offices)

MoH reported that they communicated to MoFPED to capture them into the PBS with 5 performance indicators that had not been captured in the system.


It was agreed that:

- a) **MoH shall liaise with NPA to capture the newly created sub-programs.**
- b) **NPA shall forward these cost centers and their respective performance indicators to MoFPED to be captured in the PBS to support LGS finalize the BFPs.**

4. Inadequate Development Grant

The following issues were discussed:

- i. LGs expressed difficulty in completing UgIFT Projects due to inadequate allocation of funds per Project. LGs also reported that MoH delayed to initiate procurement, leading to late hand over of sites to Contractors that would be accompanied by having the funds swept to Treasury and excessive delay in revoting them for completion of works made the situation even worse.
- ii. LGs also reported that whereas directives were issued by the President in regard to use of GOU funds to undertake civil works, no guidelines had been issued to LGs on how to implement the directive, hence a likelihood to delay Projects initiation and completion.
- iii. It was also observed that many LGs without Hospitals or with PNFP hospitals had continued to demand for construction of such Facilities in their LGs despite the existence of Policy that provides for Hospital for at least 500,000 people
- iv. MoH had in the previous negotiations agreed to construct General Hospitals in a phased manner as resources were availed and in places that satisfied the 500,000 population requirements but this was still pending action. However, it was reported that no constructions were undertaken and a number of construction projects were not completed due to inadequate resources. The estimated cost of constructing and equipping a general hospital was UGX 70 Bn plus about UGX 4.5 Bn for annual operational costs including wages and medicines. That focus was on rehabilitation of existing hospitals e.g.; Gombe (3bn), Busolwe (5.3bn), Abim (3 BN), Masindi (10bn), Bugiri, Kambuga (10bn) and Kapchorwa (1bn) Hospitals. Upgrading infrastructure of newly upgraded hospitals e.g.; Kotido, Luwero, Mukono, Kaberamaido and Buwenge Hospitals.



Page 7 of 12

- v. It was also observed that MoH should have planned for districts that became cities and without referral hospitals.

It was agreed that:

- a) MoH shall liaise with MoFPED to provide adequate funds to ensure that Projects are fully funded in the context of rising prices of commodities.
- b) No new Projects shall be initiated in 2023-2024 FY, instead UgIFT Project funds for 2023-2024 FY shall be utilized on completion and equipping all previous and currently running Projects.
- c) LGs shall submit to MoH a comprehensive list of the incomplete projects for consideration. Submission should be supported by, (i) Certified copy of origin contract with Bills of Quantities, (ii) Certified Copy of Certificate of completion of works for the completed works. (iii) Revised bills of quantities for the outstanding works.
- d) MoH shall liaise with PPDA to provide guidelines to LGs on implementation of Presidential directives regarding use of UPDF Engineering Brigade to undertake civil works which are funded by GOU, as clarified by PSST and Executive Director of PPDA.
- e) MoH shall zone the Country, assigning population groups to specific Hospitals and issue guidelines to LGs on use of Hospitals across LGS to meet the coverage of 500,000 people per General Hospital.

5. Mortuary and Cemetery Services

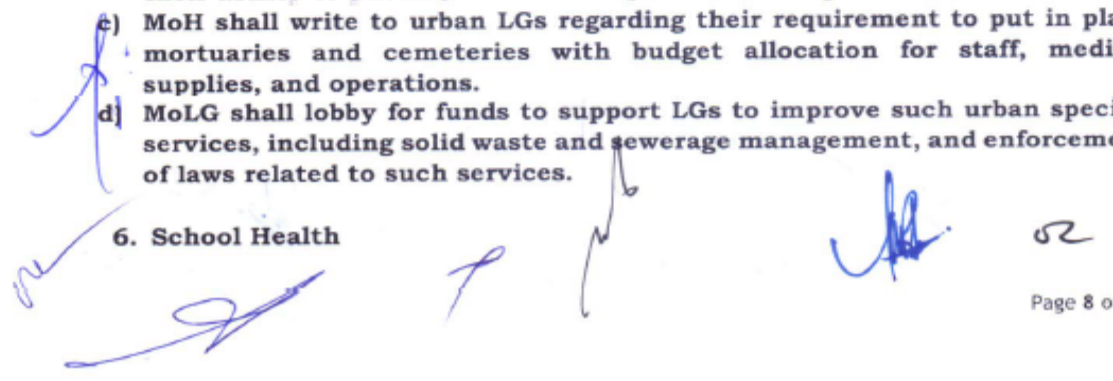
MoH emphasized that in accordance with the Public Health Act, all Cities and Municipalities were expected to make provisions for mortuaries and cemeteries, with budget allocation for staff, medical supplies and operations.

LGs reported that whereas there was provision of staffing in the Urban staffing structure for mortuary services, no such provisions existed for cemetery services, hence contracting out of cemetery services to private sector. It was also noted that such services were prominent in older Urban Local Governments.

It was agreed that:

- a) MoLG shall write to the Urban Authorities regarding their requirement to put in place mortuaries and cemeteries with budget allocation for staff, medical supplies and operations.
- b) MoLG shall not approve creation of new Urban Councils before confirming their ability to put in place Mortuary and Cemetery services.
- c) MoH shall write to urban LGs regarding their requirement to put in place mortuaries and cemeteries with budget allocation for staff, medical supplies, and operations.
- d) MoLG shall lobby for funds to support LGs to improve such urban specific services, including solid waste and sewerage management, and enforcement of laws related to such services.

6. School Health



LGs requested MoH to follow up with MoES on the finalization and approval of the School Health guidelines. MOH reported that the draft guidelines for school health were in place waiting MoES feedback.

It was agreed that;

- a) **MoH shall liaise with MoES for their input in the draft guidelines.**
- b) **MoH shall expedite the finalization of the guidelines and share them with LGs.**

7. Medical Boards

LGs requested for a progress report on the guidelines for instituting Medical Boards at Regional Referral Hospitals. MoH reported that Guidelines for the Medical Board Subcommittees were developed and approved by MoH Top Management. In the next two weeks, the MoH would share the Guidelines with Stakeholders in the JTC and guide Regional Referral Hospitals to constitute Medical boards.

It was agreed that MoH shall disseminate the guidelines for instituting medical boards at regional referral hospitals and give a progress report during the Midterm Review.

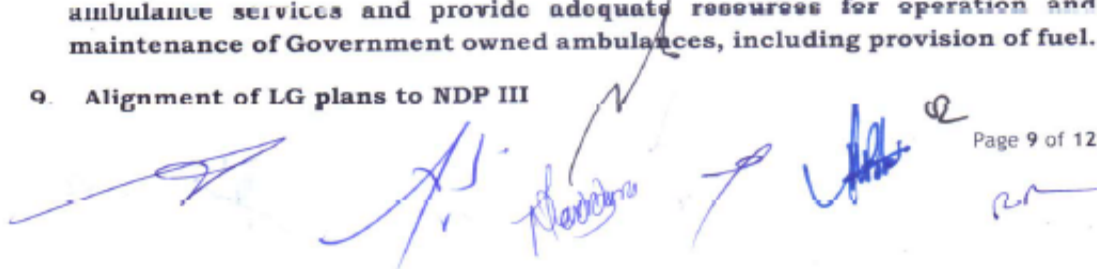
8. Management of Ambulances

- i. LGs expressed concern over the poor state of repair and inadequate fuel and spares for running ambulance and emergency services.
- ii. LGs acknowledged receipt of guidelines issued by MoH for management of Ambulances and emergency services. LGs were however, concerned about the quality of vehicles donated by Political and other concerned citizens to be used as ambulances and instructions issued by donors of such vehicles, that differed greatly from those issued by the MoH, including use of such vehicles to carry dead bodies.
- iii. MoH reported that the guidelines for vehicles to be registered by MoH as ambulances were approved by MoH in March 2021 and were available on the MoH website: <http://library.health.go.ug/new/web/>. They were embedded in the National Ambulance Service Policy, which required Standards of all ambulances to be in line with the approved National Norms and Standards for Ambulance Vehicles in Uganda.
- iv. MoH emphasized the need of donated ambulances to be managed by the LGs through a MoU with the donors.

It was agreed that:

- a) **MoH shall share specifications of vehicles to be registered as ambulances with LGs guidelines to guide implementation and regulation.**
- b) **MoH shall work with LGs to assess and accredit vehicles to be used for ambulance services and provide adequate resources for operation and maintenance of Government owned ambulances, including provision of fuel.**

9. Alignment of LG plans to NDP III



Page 9 of 12

LGs reported that many Actors including Central Government staff were still struggling to understand the NDP III Programme framework. LGs noted that PIAP Indicators under NDP III were not well aligned to include LGs service delivery specific indicators.

The situation was made worse by too many and too frequent changes in electronic management information system e.g. PBS to PBB and upgrading of IFMIS that caused delays to upload and use the budget.

NPA reported that they had developed indicators for LGs to ease planning and budgeting.

It was agreed that:

- a) **NPA shall continue to sensitize MDAs and LGs on the transition from Sector specific to Program based budgeting (PRR).**
- b) **NPA shall liaise with Line Ministries to develop indicators of PIAPs that are relevant to what LGs execute and report on.**
- c) **NPA shall liaise with line ministries to ensure that upgrading of systems shall be effected when Responsible Officers have adequately understood concept and the accompanying systems.**
- d) **NPA shall ensure that they adequately train staff of all line Ministries to enable them to train LG staff.**

10. Village Health Teams

LGs reported that there was no formal recognition of the Village Health Teams (VHTs), yet Government /LGs continued to use their services. Being volunteers, they were often underfunded and subsequently demoralized.

MoH noted that it had developed a Policy that aimed at converting some VHTs to Community Health Extension Workers (CHEWS), which was being piloting in 4 LGs.

It was agreed that:

- a) **MOH shall continue to improve facilitation of VHTs when funding increases.**
- b) **LG shall provide non-monetary rewards to VHTs, including recognition, material support and other applicable context specific rewards.**

11. Attitude and Conduct of Health Workers

It was noted that health workers serving in Private Health Facilities were more hospitable and welcoming than those in Government facilities, despite lower pay for providers in private facilities. It was also observed that many of Health Workers in government facilities did not wear uniforms while on duty.

It was emphasized that health workers were uniformed staff and expected to act professionally while on duty.

It was agreed that:

[Handwritten signatures and initials in blue ink are present around the text, including a large signature on the left and several smaller ones below the text.]

- a) **LG Accounting Officers shall write to Health Facility Managers, instructing them and subordinate staff to abide by professional conduct and dressing code of Health Workers.**
- b) **LGs shall strengthen support supervision, monitoring, rewards and sanctions to enhance professional and ethical conduct.**

12. Distribution of Development Partners

LGs expressed concern about inequitable distribution and inadequate coordination of Development Partner support. Some LGs had over 20 Partners while others had less than five

LGs noted that late communication of IPFs to LGs for nationally coordinated campaigns e.g COVID19 vaccination, MR campaign, IRS for malaria control and Polio round two for FY 2022/23 led to frequent supplementary budget requests and delays in service delivery.


It was agreed that:

- a) **MOH shall improve on the timeliness of communication in regard to resources to be disbursed to LGs.**
- b) **MOH shall ensure Regional and LG balancing of Development Partners with focus on performance of indicators assessed nationally.**

IN WITNESS WHEREOF, the appointed representatives of the parties hereto have set their hands on this agreement on the day, month and year first above written.

Signed for and on behalf of Local Governments

By: Mr. Richard Rwabuhinga



Authorized Representative

UNAT

Signed for and on behalf of the Ministry of Health

By: Dr. Charles Olaro




Authorized Representative

Ministry of Health

**IN WITNESS HEREOF
(Authorized Representatives)**

Mr. Adam Babale



Local Government Finance Commission



Mr. Andrew Musoke

.....
Ministry of Local Government

Mr. Joseph Oloo Majanga

.....
Ministry of Finance, Planning and Economic Development

Mr. Ssebyala Muhammed Nasser

.....
Ministry of Public Service

Mr. Chris Otim Nokorach

.....
National Planning Authority

Ms. Teddy Namara

.....
Office of the Prime Minister

52